



City of Gonzales



Fiscal Year 2012-2013

City

&

Successor Agency

Recommended Budget

(June 25, 2012)

Gonzales will continue to be a safe, clean, family-friendly community, diverse in its heritage, and committed to working collaboratively to preserve and retain its small town charm

TABLE OF CONTENTS

FY 2012-2013 City & Successor Agency Budget

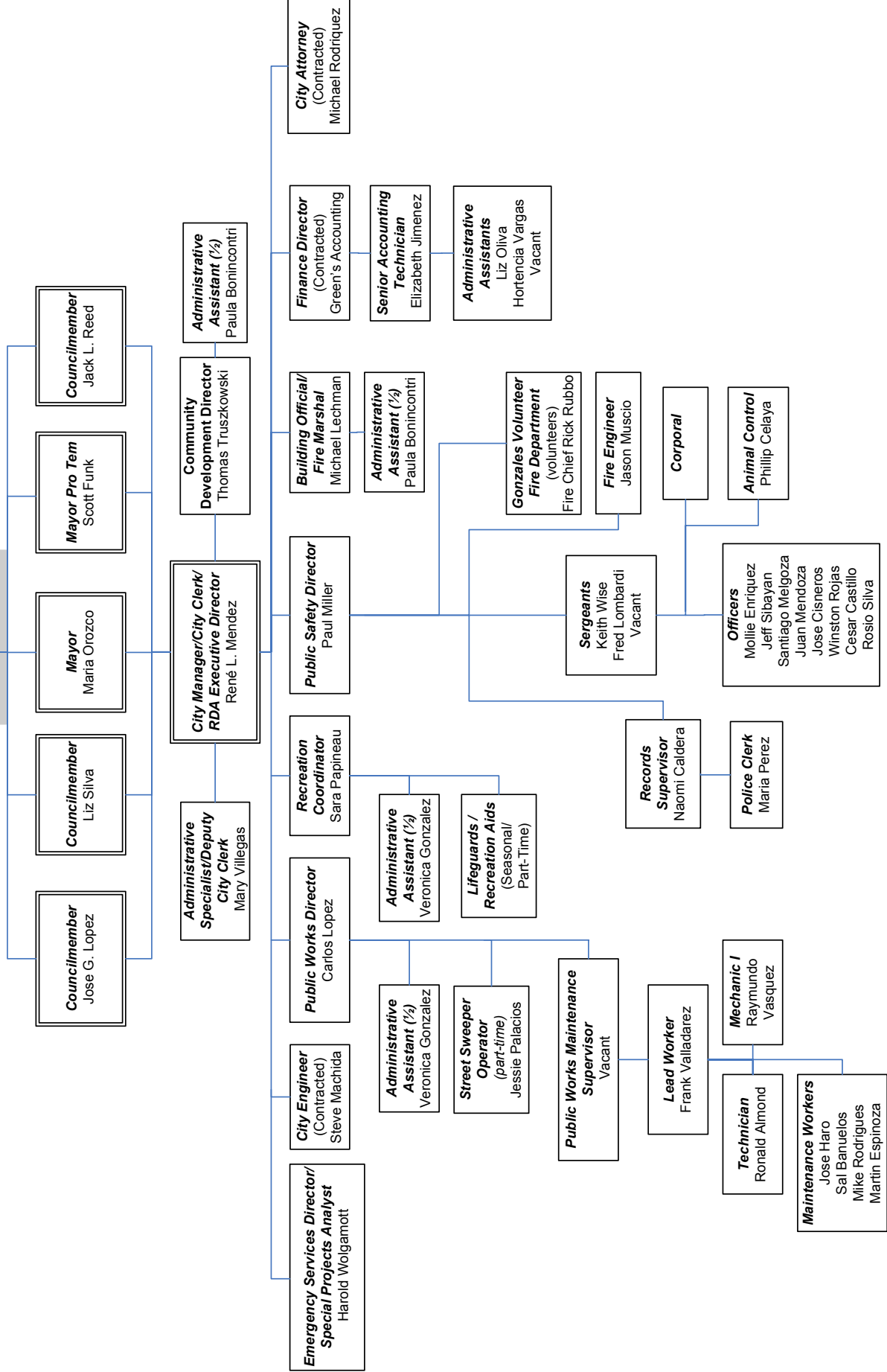
UPFRONT SECTION	Page
Organizational Chart	1
Transmittal Letter	2
Budget Message	4
Exhibit A (<i>Preliminary Cash Balance Report for December 2011</i>)	
Exhibit B (<i>Budget Summary of all Funds</i>)	
Exhibit C (<i>Interfund Transfer Reconciliation</i>)	
UNIT # GENERAL FUND	
000 General Purpose Revenues	37
100 City Council	40
110 City Manager/City Clerk	43
130 Finance Department	47
150 City Attorney	50
160 Community Development Department	60
170 General Governmental Buildings	61
200 Non Departmental	64
300 Police Department	67
310 Fire Department	71
320 & 330 Building and Fire Marshal Department	74
400 Public Works Department	79
500 Parks Department	83
510 Recreation Services	86
515 City Aquatics	89
900 General Fund Debt Service	92
Contingency	95
FUND # OTHER FUNDS	
120 Community Development	97
123 Business Loan Grant Program	102
124 Air Pollution Control Fund	105
125 Gonzales RDA Administration	107
130 Street Fund	110
135 State Congestion Relief Program	115
140 Transportation Development Act	118
150 Supplemental Law Enforcement	121
165 Gonzales RDA Low Moderate Housing	124
170 Gonzales RDA Capital Projects	127

TABLE OF CONTENTS

FY 2012-2013 City & Successor Agency Budget

		Page
FUND #	OTHER FUNDS CONT.	
180	Gas Tax 2105 Street	129
190	Fire Impact	132
200	General Plan Impact	135
201	Sphere of Influence Impact Fund	137
205	Recreation Services Supplemental Funding (Prop 12)	140
210	Public Safety	143
216	Police Department CalGrip Grant	146
220	Police Impact	149
230	Sewer Impact	152
235	Circulation System Impact	155
240	Water Impact	158
241	Public Facilities Impact	161
242	Public Uses Impact	164
243	Aquatics Facilities Impact	167
244	Animal Control Facilities Impact Fees	170
245	Storm Drainage Facilities Impact Fee	173
250	Park Impact	176
260	Signalization	179
270	CA Breeze Park & Open Space Maintenance Assmt. Dist. Phase I, II, & III	182
280, 290, 300	CA Breeze Benefit Assessment District	185
302	Canyon Creek Park & Open Space Maintenance Assmt. Dist. Phase I, II, & III	190
304, 306, 308	Canyon Creek Benefit Assessment Districts Phase I, II & III	193
310	Cipriani Estates Park & Open Space Maintenance Assessment District	198
312	Cipriani Estates Benefit Assessment	201
314	Gonzales Industrial Park Landscape District	204
316	Gonzales Industrial Park Benefit Assessment District	207
402	Transportation Enhancement Act Program	210
407	Agricultural Industrial Park Federal Grant	213
420	Shopping Center REDIP	216
425	Gonzales RDA Debt Service	218
426	Gonzales Successor Agency	220
450	Gonzales River Road Assessment District	224
460	Capital Infrastructure	227
520	Water Enterprise	230
530	Sewer Enterprise	235
540	Garbage Enterprise	239

**City of Gonzales
FY 2012-2013**





City of Gonzales

P.O. BOX 647
PHONE: (831) 675-5000

147 FOURTH ST.
FAX: (831) 675-2644

GONZALES, CALIFORNIA 93926
www.ci.gonzales.ca.us

June 25, 2012

Honorable Mayor Orozco and Council Members
Chairperson Orozco and Successor Agency Board Members
P.O. Box 647
Gonzales, California 93926

Dear Council and Board Members:

I am pleased to transmit to your Council and Board the Recommended Budget for FY 2012-2013, which sets forth total Budget Requirements in the amount of \$10,698,782, which is (\$9,812,653) lower than the FY 2011-2012 amount. While the budget shows a significant decrease, it is misleading because this change is being driven by the costs associated with the financing plan for the repayment/refunding of the 2006 Tax Anticipation Note, which accounts for almost all the decrease.

Of the overall budget amount, the General Fund portion is \$3,462,937, which is (\$4,581,125) or (57%) lower than the FY 2011-2012 Budget amount of \$8,044,062. The decrease is the direct result of eliminating the one-time transfer of the 2011 Lease Revenue Bond proceeds financed by the General Fund, to loan the Redevelopment Agency to refinance the 2006 RDA Tax Anticipation Note. Without this one time transfer and debt service, the budget would be lower than the prior year. The key and intent for this financing was that as the tax increment began to increase, the Successor Agency of the former Gonzales Redevelopment Agency would begin to repay back the General Fund and ultimately, take over all financing obligation. However, the California Department of Finance disallowed this as an obligation of the Redevelopment Agency and therefore, did not recognize it as an enforceable obligation for payment by the Successor Agency. This matter was appealed to DOF. Unfortunately, as of the time of drafting the budget narrative, a response had not yet been received by the City. This is significant because if this matter is not resolved, the General Fund will have to absorb \$380,000 annually over the life of the financing.

Clearly, the unresolved debt service matter places a grey cloud over the entire budget, and the possibility of having to absorb a significant hit in the General Fund. Therefore, the Recommended FY 2012-2013 City Budget is built assuming that the General Fund will need to absorb the full impact of the 2011 Lease Revenue Bond. In spite of this impact, all effort has been made to present a budget that maintains core services.

Similar to prior years, this budget is being recommended in the midst of continued fiscal uncertainty, and the ongoing fiscal impact on the General Fund directly resulting from the elimination of Redevelopment by the State in 2011. In addition, the County Assessor has informed staff that at best, it is expected that the Gonzales Property Tax role will be status quo; therefore, no increases over the actual amounts received in FY 2011-2012 in property tax revenues are reflected in the budget. While the conservative nature of your Council over the last several years, has built reserves and capacity in the City General Fund and the Five Year Fiscal Plan approved last year established a prudent fiscal map, if the City is unable to successfully appeal and/or challenge the determination by the DOF, then additional measures will need to be taken. As a result, the proposed budget contemplates a very deliberate and conservative expenditure start to the fiscal year.

Unlike in the past, which have seen the City and Agency develop critical infrastructure projects, the FY 2012-2013 Budget reflects minimal projects. The only infrastructure project of any significance is the City's participation in the Countywide Next Generation Emergency Network (NGEN) communication project. This project entails the City's share of the network costs, the upgrade of the fire radio, and the purchase of new radios for the Police Department.

Nevertheless, even with the fiscal challenges and obstacles, the budget continues to reflect a few key initiatives to proactively grow the City's business base, which over time, will result in increased sales and property tax revenues, more jobs, and overall a more healthy and vibrant local environment. Some of the key efforts include the Gonzales Grows Green Initiative, focused work with the property owners in the Gonzales Agricultural Industrial Business Park, and continue implementing the Community Development Block Grant (CDBG) Business Loan Program.

On the organizational side, this budget reflects the continuing freezing and/or elimination of four Public Works positions, two Police Department positions, and an Accounting Assistant position in Finance, and no changes to salaries and benefits. In addition, the budget continues to reflect the hiring of a Public Works Maintenance Supervisor to begin the implementation of the succession plan in Public Works.

In order to balance the budget, all General Fund budgets were reduced where possible, and all other funds were required to live within their means. In addition, the significant reductions made for the FY 2011-2012 Budget, are continued, and finally, the budget once again reflects no funding for special events.

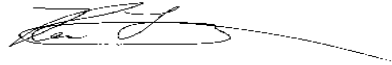
Even though the budget reflects resources to maintain key City initiatives, it needs to be stressed and highlighted, that **additional resources need to continue to be developed and/or maintained** in order to fully fund the current level of service provided by the City. To these ends, a pro-active approach continues to be implemented to grow the City's economic base. For example, as the FY 2011-2012 Budget Year came to a close, staff was busy working on three business development projects.

As your Council reviews the budget document, please keep in mind that any increases in expenditures should be done concurrently with corresponding expenditure reductions and/or revenue increases. While the Council may wish to increase programs, it should be recognized that it would be very difficult and not all that meaningful prior to the calculating of the unaudited final Fund Balance.

The FY 2012-2013 Recommended Budget for the General Fund is balanced without the use of Fund Balance. It also reflects that the FY 2011-2012 year-end Fund Balance will be between \$900,000 and \$1 million.

Finally, I would like to take this opportunity to express my appreciation to all my staff whose dedicated service, cooperation and commitment to excellence made this document a possibility. I would also like to especially acknowledge and thank Maritza Villegas for her hard work and ability to juggle countless tasks at once.

Respectfully submitted,



René L. Mendez
City Manager

MEMORANDUM

TO: Honorable Mayor Orozco and City Council
Chairperson Orozco and Successor Agency

FROM: René L. Mendez, City Manager and Director

DATE: June 25, 2012

SUBJECT: City Manager and Director FY 2012-2013 Recommended Budget

RECOMMENDATION

Consider and approve the FY 2012-2013 City and Successor Agency Recommended Budget on June 25, 2012 or if needed on June 27, 2012, as presented, which is balanced, maintains or funds Council priorities, and maintains acceptable service levels.

SUMMARY

The Recommended Budget for FY 2012-2013 totals \$10,698,782 of which \$3,462,937 is the General Fund. The General Fund represents an overall decrease of (57%) from the FY 2011-2012 Budget amount of \$8,044,062. However, this decrease is misleading because the FY 2011-2012 included one-time all the debt service and proceeds for the 2011 RDA Financing Bailout Plan backed by the General Fund. Adjusting for the debt service for FY 2011-2012, the General Fund represents an overall increase of \$227,024 over the FY 2011-2012 Budget amount of \$3,235,913.

The adjusted increase in the General Fund is the direct result of covering the annual debt service of the 2011 Financing Plan. Without this obligation, the General Fund would be (\$158,795) lower than the prior year. This clearly illustrates the importance of this debt, and why it is significant to have it recognized as an enforceable obligation by the Department of Finance. This debt notwithstanding, the primary reasons for the changes in the General Fund, are the net impact of a more equitable spread of legal and finance costs, a transfer of some staff costs to the Successor Agency, a reduction in workers' compensation costs, the freezing of existing vacant positions, and increases in utility tax revenues and reimbursement revenues.

This year, the overall "operating" budget is again skewed by the "Transfers-In" of resources among funds. For example, transfers include several funds into the General Fund, from the Supplemental Law Enforcement Fund into the Public Safety Fund, and from several assessment funds into the Streets Fund. While this method clearly isolates the contribution among funds, in reality, they are "paper-only" transactions that artificially inflate the total budget by approximately \$521,600.

On the State front, the news continues to be grim. The State once again has a large deficit and is struggling to close the gap. While no specific impact to local government is finalized, the COPS Program and further raids on what are remaining of RDA tax increment revenues are being discussed. In addition, as of the preparation of this budget document, the DOF had yet to recognize the 2011 Lease Revenue Bond by the General Fund that was loan to the RDA as an enforceable obligation.

The following sections in the Budget Message are intended to provide: (1) an overview on pressures on the General Fund and overall City Budget; (2) an explanation of the overall budget balancing strategy used; (3) an overview of General Fund budgets; and (4) highlights of Non-General Fund budgets and programs.

PRESSURES ON THE GENERAL FUND

Similar to the prior year, there continues to be significant pressures and stressors on the General Fund that have required a reduction in programs in order to balance the budget. As will be discussed below, the largest and most immediate stressor is DOF's non-approval of former RDA obligations approved by the Gonzales Oversight Board.

In addition, the City finds itself dealing with other pressures/stressors that could impact its resources including (a) "normal" State budget take away proposal, (b) continuation of the Housing crisis and depressed economy, and (c) the County-wide Next Generations Emergency Network System Project (NGEN).

State Budget

As mentioned throughout this document, the current State Budget crisis will likely have a direct impact on the City's resources. The State continues to find itself in a very difficult position with a large deficit. While it is still too early to tell what the final impacts will be on the City, the COPS Program and additional raid of local Successor Agency tax increment resources are being discussed. In addition, similar to last year, the Governor is once again discussing a tax measure or additional cuts will be implemented. Once again, it bears repeating that what is lost during these types of financial crisis, is that local government has done its part to bailout the State since the 1990's, and has contributed over \$8 billion in resources. For example, Gonzales alone has provided over \$2 million.

Housing Environment

While the housing downturn has slowed down, it continues to keep property taxes depressed and thereby affecting City and Agency resources. The industry has not dug itself out of the sub-prime mortgage market mess that brought new housing starts to a halt, and resulted in a lot of foreclosures throughout the nation. While the magnitude of the problem locally has not been as painful as in other areas, it is still an area of great concern. However, after consultation with the County Assessor and the information provided, staff is optimistic that at worst, property tax revenues will remain constant to the FY 2011-2012 levels.

Fuel Prices

This is highlighted because the fluctuation in fuel prices still bears close monitoring. While the budget attempts to reflect adequate resources to cover fuel costs, it does not contemplate fuel costs increasing and sustaining at over \$4 per gallon for long periods of time.

NGEN Project

The NGEN Project that has been worked on by a County-wide taskforce for several years, would result in a complete upgrade to the communication system by narrow banding and ultimately, digitizing the entire system. The price tag on this project for the City to replace all its radios is estimated at \$150,000, and to participate in the financing plan for the system approximately \$16,000 annually. The budget includes funding in the Police Department Budget, Police Impact Fund, and Fire Impact Fund, to finance the purchase of the radios and cover the annual maintenance cost.

Antiquated Pool

A large challenge facing the Aquatics Program is that significant upgrades will be needed in the near future to comply with Federal law, and to bring the pool up to current standards. While the City has attempted to piece meal improvements over the years, it is no longer prudent to invest large sums of money in an old facility that is subject to failure at any time.

Staff worked with the Parks and Recreation Commission this past year to explore options to meet the new Federal Standard. However, after discussions with the County Environmental Health Department and an extension on the deadline to meet the new Federal requirement, staff was able to open the pool for one more season. However, the problem to meet the Federal Standard and replace the pool has only been postponed and as such, staff will continue to work with the Parks and Recreation Commission to explore alternatives. In addition, your City Council along with the Gonzales Unified School Board, gave approval to the development of a Community Facilities Plan that might be utilized to support the placement of a bond or bonds before the voters, to generate the capital needed to construct needed infrastructure, like the pool.

A Portion of the RDA Financing Plan Bailout Implemented in 2011 in Doubt with the State Department of Finance

As has been presented to your Successor Agency Board and Council, the Department of Finance (DOF) has not approved the General Fund portion of the 2011 Financing Plan that was implemented to refinance the RDA 2006 Tax Anticipation Note (TAN). The General Fund portion was a Lease Revenue Bond financing that was done

to generate the funds to lend the RDA in order to help refinance the 2006 TAN. As of the time of writing the Budget Document, staff had filed an appeal with the DOF and was waiting to hear back. While the financing plan contemplated the General Fund covering a portion of the debt for the first few years of the financing, it is important to get this debt recognized as an obligation of the Gonzales Successor Agency, or the General Fund will be on the hook for \$380,000 annually. This will be significant for the General Fund and will result in additional expenditure reductions, revenue increases, or a combination of both moving forward.

OVERALL BUDGET BALANCING STRATEGY

For FY 2011-2012, a 5 Year Budget Forecast and plan was implemented that reflected (1) significant reductions throughout various object codes, (2) the elimination of custodial services, (3) savings in health benefit costs, (4) a contribution by employees of 3.5% (50% of the total costs) towards the employee share of the PERS retirement costs, which is 7% of total salary, (5) the use of proceeds from the sale of surplus City property, (6) a reduction in Aquatic and Recreation Programs, (7) a significant decrease to the Street Sweeping Program, (8) the elimination of the health in lieu payment to the Council, and (9) no City financial support for special events. With the exception of the sale of surplus properties¹, all the reductions were implemented and in line with the 5 Year Budget Forecast for FY 2012-2013, the Budget continues the cuts implemented in FY 2011-2012 and reflects the following expenditure reductions and revenues.

Expenditure Reductions

- ❖ Freezing an existing vacant position in the Finance Department;
- ❖ A reduction in workers' compensation costs;
- ❖ A reduction in legal and finance costs to the General Fund as a result of more equitably spreading these costs to other funds; and
- ❖ The apportionment of staff costs for the wind down of the RDA to the Gonzales Successor Agency.

Revenues

- ❖ An increase in utility tax payment revenues resulting from the Sewer and Water Enterprise Utilities;
- ❖ A partial payment from the Gonzales River Road Assessment Fund to the General Fund for the financing and administrative services rendered. After a careful review of this fund, it was determined that it has never reimbursed the General Fund for services rendered; and
- ❖ The use of proceeds from the sale of property.

5-Year Budget Forecast Model and Budget Committee

The proposed strategy to use a 5-Year Budget Forecast was implemented to gradually adjust the budget over the next several years. In keeping with the 3-Year Budget Alignment Strategy, a prudent and gradual adjustment phase minimizes the impact to programs, services, and employees, and allows time for conditions to improve. Furthermore, another key component of the recommendation is the creation of budget and fiscal committee to work with the office of the City Manager, to take a critical look at all aspects of the budget. Due to scheduling challenges, the Budget Committee has only had a few meetings, and has spent the time familiarizing itself with the City's budget and finances.

Sale of Surplus Property

In order to gradually adjust the budget and cover costs as a result of the RDA, staff is recommending utilizing the proceeds from the sale of property to adjust the City's budget over time. As mentioned above, this will (a) allow time for the economy to recover, (b) minimize the impact on programs and employees, and (c) allow the Budget Committee to complete their work. However, the use of proceeds are only proposed for a few years and if the ongoing financial health of the City does not improve, other adjustments might be required like further reduction in City services, new revenue sources, and/or more employee concessions.

¹ The process to sell one of the surplus properties was underway as of the writing of this budget document. The FY 2011-2012 reflected using a portion of the proceeds, which is being carried over to FY 2012-2013. In addition, there remains one significant property in the Industrial Park that is still available for sale.

OVERALL GENERAL FUND STRUCTURE

Pending budget direction, the City's General Fund is balanced with no use of Fund Balance, and a revenue amount of \$3,462,937. *These revenues include the following:*

1. No growth in property taxes above actual FY 2011-2012 levels. This is actually a good sign in that for the first time in a couple of years, no decrease in property taxes is anticipated. Per discussions with the County Assessor, he remains cautiously optimistic that we have hit the bottom.
2. A 1.8% increase in Property Taxes – VLF Adjustment from the State. This is a very conservative estimate which is based on actual levels from FY 2011-2012.
3. A 4% change in Sales Tax revenues. This is the result of the current level of activity, a few significant changes to local businesses, and the Bio Diesel Fueling Station sale tax revenues finally coming on line.
4. An increase in utility tax revenues.
5. Continued emphasis on the General Fund being reimbursed for its administrative costs for running the various non-general fund programs were not directly apportioned to the other funds.
6. No change in VLF revenues, which is a direct result of the current state of the economy.
7. The continuation of the elimination of the transfer from the Public Safety Fund to offset administrative expenditures for public safety. Grant resources from the COPS Program that fund two Police Officer positions have not increased in several years and thus, are no longer capable of covering the full costs of the program including the administrative costs. The City has submitted a couple of grants that if awarded, will help offset some of these costs. While optimistic, both of these grants are extremely competitive, and there is no way to predict how much, if any, funds will be received.
8. Increase to building permit revenue based on the expected level of activity.
9. A partial payment from the Gonzales River Road Assessment Fund that has never reimbursed the General Fund for the administrative and financial services rendered to manage the debt.

Consistent with Year 2 of the 5-Year Budget Forecast:

- at this time maintains core City programs and critical infrastructure;
- maintains the existing level of employees;
- funds several Vision and Mission initiatives, including pro-active economic and business development, improvements, "Gonzales Grows Green Initiative"; and
- Maintains collaborative efforts on many fronts.

On the expenditure side, this budget reflects:

- maintaining an existing vacant Accounting Assistant position unfunded;
- reductions to various expenditure line items and no fixed assets in the General Fund;
- not filling two existing vacant Police Officer positions, and four existing vacant Public Works positions;
- maintaining all the reductions implemented in FY 2011-2012;
- No change to salaries and benefits; and
- Outsourcing the Street Sweeping Program to better align it with existing resources.

Positive External Relationships

On the positive side, staff continues to work diligently to reinforce, grow, and/or establish new partnerships with the Private Sector and other agencies.

Examples of these partnerships include:

- a) Continuing the collaboration with and taking on a leadership role with the County on Countywide Economic Development Efforts.
- b) Working with the Monterey Business Council, the County and other Cities to develop a joint marketing website and business attraction effort using the Collaborative Business Attraction Initiative spearheaded by Gonzales as the model.
- c) Partnering with the County and the City of Del Rey Oaks on submitting an application to the Federal Government, to become an entitlement area for Community Development Block Grant Purposes (CDBG).
- d) Continuing to work with the School District on a variety of issues.
- e) Continuing to work with South County on the Cal-Grip Grant, Enterprise Zone, Sustainability Committee with the County, the Salinas Valley Welcome Center, and a variety of other efforts.
- f) University of California, Small Business Development Center (SBDC) Regional Network, and California State University Monterey Bay (CSUMB) on the SBDC.
- g) The Monterey County Vintners and Growers Association.
- h) Working with many smaller neighborhood organizations or groups that meet periodically.
- i) Working with the private sector to enhance and support their growth. Examples include partnerships with Coast Oil, Healthy Soil, and American Cooling to name a few.

MAJOR CITY VISION INITIATIVES REFLECTED IN THE BUDGET

The following is a list of some of the major initiatives reflected in the Budget:

- Beyond the General Fund, complete the next phase of the planning process for the future of the community, and complete the Memorandum of Agreement (MOA) with the County on future growth, and successfully submit an application to expand the City's Sphere Influence to Local Agency Formation Commission (LAFCO);
- In partnership with the Gonzales Unified School District, develop a Community Facilities Master Plan that prioritizes the needed facilities in the community, and can be the basis for potential bonds in the future;
- Continue development of the Gonzales Agricultural Industrial Business Park;
- Re-energize the Community Policing Program;
- Continue the upgrade to the City's Website to make it more user-friendly and proactive;
- Continue to increase partnerships with the City's business community;
- Finish the installation of Solar to power the City's water wells and Wastewater Treatment Plant, which is being financed from the expected energy savings;
- Refresh the relationship with the Gonzales Chamber of Commerce; and
- Maintain proactive implementation of the "Gonzales Grows Green" Initiative.

BUDGET GOALS AND OBJECTIVES

The City Budget sets forth the foundation for major Council policy actions, and provides a fiscal “Road Map” of the direction for City government to follow now and in the future. The City Budget represents the single most important document that is prepared, reviewed, and approved on an annual basis.

The format used for this budget:

- Reflects all revenues directly in the programs for which they are to be used;
- Includes all of the City’s grants and operating trust funds;
- Details fund balances of all the major funds and their uses;
- Relies on the Net City Cost concept to explain the cost to City resources. For example, a larger net negative means that it is costing the City more, and conversely a lower net negative and/or higher positive number indicates that it is costing the City less to provide the program; and
- Reflects a consistent and standard narrative format:
 1. Description of each individual budget and program.
 2. Major accomplishments by each Department in FY 2011-2012.
 3. Departmental goals for FY 2012-2013.
 4. The Recommended Budget in detail.
 5. Major policy considerations being requested.

Year 2 of the 5-Year Budget Forecast Strategy

Year 2 of the 5-Year Budget Forecast Strategy was utilized to put the budget together and cover the RDA add-on and debt bailout. Overall, as mentioned above, the General Fund is balanced through expenditure reductions and revenues. Even though the budget is lean, reflects some pain, and assumes a lot of difficult work over the next year, it does maintain the following Budget Priorities:

1. City Vision and Mission point the direction
2. Maintain existing valuable workforce
3. No increase in Net City Cost
4. Maintain critical services (i.e. Public Safety, and Sewer and Water)
5. Maintain critical infrastructure
6. Honors all debt obligations
7. Strives to maintain a \$1 million General Fund Balance

As outlined above and in the Strategy, maintaining the priorities was done by:

- Maintaining the reductions implemented in FY 2011-2012
- Not funding vacant positions in Finance, Police, and Public Work Departments
- No changes to salaries and benefits costs
- Utilizing other funds where appropriate
- Continuing the Gonzales Grows Green Initiative
- Utilizing some of the proceeds from the sale of surplus property to cover the debt service payments for the 2012 RDA Financing Plan in the General Fund
- Continuing proactive economic development efforts

The following principles and goals have been maintained:

- The Budget is balanced so that available and estimated revenues equal appropriations;
- Whenever possible, the Budget is balanced with ongoing and known revenue sources equaling ongoing and reasonably expected expenses;
- To the extent possible, one-time money is not used for ongoing operations;
- To the extent possible, one-time money is used for one-time expenditures;
- Service levels are maintained at the highest level within funding constraints;
- Prudent General Reserves are maintained;
- Discretionary revenues are maximized to provide the Council with options to fund beneficial local programs and services; and
- Accuracy and accountability in estimating and monitoring revenues and expenses during the fiscal year will continue to improve.

In reference to Year 2 of the 5-Year Budget Forecast, the following revenue and/or expenditure guidelines were followed in developing this budget:

Revenues

- Maximized the use of garbage fund franchise fee revenues to the General Fund;
- Cautiously increased Sales Tax levels to reflect current and expected activity;
- Reflect a small change in property tax revenues, which is based on actual received revenues in FY 2011-2012 and discussions with the County Assessor;
- Increased utility tax revenues;
- Utilizes a portion of the proceeds from the sale of City owned property; and
- Continued to look for additional revenue opportunities for the City.

Expenditures

- In general, expenditures are kept low throughout the budget;
- Covers all debt service payments including the (a) 2003 RDA Bond, (b) the private placement financing that was utilized to expand the Wastewater Treatment Plant and expand water storage capacity, and (c) the 2011 Financing Plan that was used to refund of the 2006 Tax Anticipation Note (TAN);
- Maintained employee salaries and benefits constant with no increases;
- Maintained all existing vacant positions unfunded; and
- Continued to look for ways to reduce costs.

PROJECTED FUND BALANCES

As of the writing of this document, the final fund balances for all major funds were not yet available; therefore, estimates of year-end fund balances for all major funds have been relied upon to balance the budget. Though the FY 2011-2012 was almost over at the time this message was prepared, the estimates can and will probably change after the Finance Department closes the accrual period at the end of July. The accrual period is

very important because it is used to clean up and/or eliminate encumbrances (funds kept “on hold” for contracts and purchases made at the end of the fiscal year), and to receive revenue that is due to the City, and comes in arrears (this is typical of many grant programs and sale tax revenues).

It is important to realize that Fund Balance is not a fund or a separate account, but by definition, is simply the difference between the assets and liabilities of a governmental fund. While it is critical to keep a close watch on fund balance levels and not become too reliant on it, in all likelihood, there will always be a fund balance. The key is for the organization to identify what areas generate the fund balance.

- Based on the level activity projected for the few weeks left in the fiscal year, the year-end 2011-2012 General Fund - Fund Balance is estimated to be between \$900,000 and \$1 million.

The following table is a summary of the projected Fund Balances of some of the major funds and their recommended uses. Exhibit A is a preliminary listing of the cash position of all the City’s funds as of December 2011, which is as good gauge on where many of these funds are going to finish. As with the General Fund, many of these estimates can and will probably change after the Finance Department closes the accrual period at the end of July.

Fund	Projected FY 11/12 Fund Balance Total	Recommended Uses / Net Cost	FY 12/13 Projected Year-end Balance
General Fund /a	\$900,00 to 1,000,000	0	\$900,000 to \$1,000,000
Street Fund	80,000	24,680	104,680
Community Development	100,000	-240	99,760
Fire Impact Fund	80,000	15,050	95,050
2105 Street Fund	170,000	0	
Police Impact Fund	27,000	1,450	28,450
Sewer Impact Fund	190,000	141,585	331,585
Circulation System Impact Fund	90,000	335,218	425,218
Water Impact Fund	750,000	92,880	842,880
Public Facilities Impact Fund	58,000	Capital Projects (10,320)	47,680
Storm Drainage Impact Fund	150,000	11,371	161,371
Park Impact Fund	56,000	10,300	66,300
Signalization Impact Fund	430,000	930	430,930
Ag Industrial Park	23,000	Countywide Marketing Website (5,000)	18,000
Infrastructure Improvement Fund	200,000	Various Business Studies & Projects (20,500)	179,500
Water Fund	2,700,000	Operations, debt service, capital projects, fixed assets (335,132)	2,364,868
Air Pollution Control Fund	13,000	11,800	24,800
Sewer Fund	790,000	Various expenditures (13,155)	776,845

/a This is in essence the projected General Fund Reserve.

TOTAL BUDGET REQUIREMENTS

Exhibit B provides a Summary of Expenditures and Revenues by fund. It is the same straightforward format used for the monthly financial reports. This summary is the basis for the discussion below.

Expenditures

Total expenditures for the FY 2012-2013 Recommended Budget are \$10,698,782, which is (\$9,812,653) or (48%) lower than FY 2011-2012 Budget. However, the decrease is a somewhat misleading because it included all the debt costs for the one-time 2011 Financing Plan that was implemented to refinance the 2006 RDA TAN. As illustrated in the graph on the following page, *Total City Expenditures*, the General Fund Budget comprises 33% of the total expenditures, \$3,462,937 million; followed by the Water Fund at 18% or \$1.8 million; the Garbage Fund at 9% or \$957,336, and the Successor Agency Fund at 8% or \$902,727 million.

The decrease in the City Budget is the net result of:

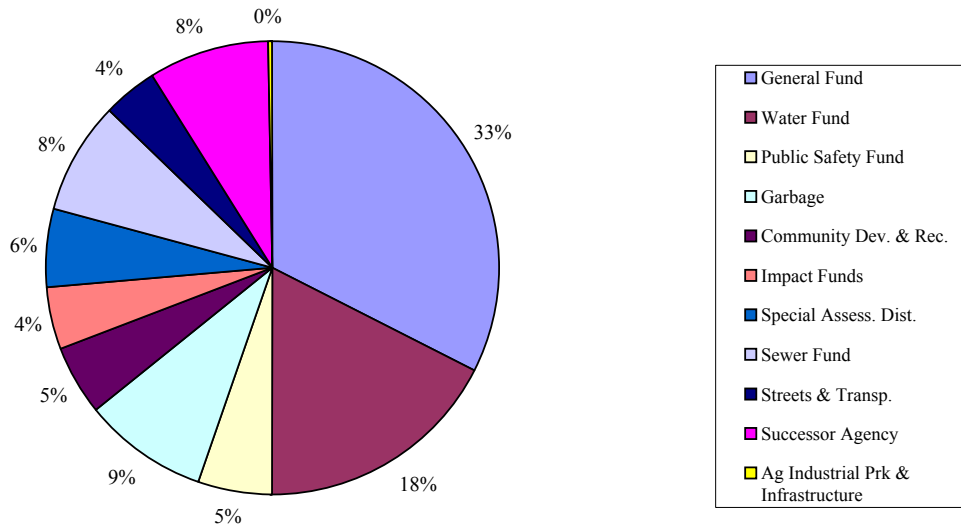
- Taking out the borrowing done to payoff the 2006 Tax Anticipation, which resulted in a Lease Revenue Bond for the General Fund, and a new 2011 Tax Anticipation Note for the RDA. Collectively, the overall budget was impacted approximately \$11 million in FY 2011-2012 as a result of the finance plan that was implemented to payoff the 2006 TAN;
- Changes to Water and Sewer Enterprise Fund as a result of programmed Capital Projects;
- The General Fund absorbing the debt service for the RDA bailout implemented in 2011;
- Maintaining vacant positions in the Police, Finance and Public Works Departments frozen; and
- The \$521,600 in transfers throughout funds in the budget (Exhibit C).

[Left Intentionally Blank]

**TOTAL CITY EXPENDITURES
FY 2012-2013**

City Funds	FY 2011-12 Adopted Budget	FY 2012-13 Recommended Budget	Net Difference	% Difference
General Fund	\$ 8,044,062	3,462,937	\$ (4,581,125)	-57%
Water Fund	1,535,796	1,898,903	\$ 363,107	24%
Public Safety Fund	558,955	556,053	\$ (2,902)	-1%
Garbage	1,049,190	957,336	\$ (91,854)	-9%
Community Dev. & Rec.	367,200	524,903	\$ 157,703	43%
Impact Funds	145,347	480,400	\$ 335,053	231%
Special Assess. Dist.	407,222	600,620	\$ 193,398	47%
Sewer Fund	957,302	864,683	\$ (92,619)	-10%
Streets & Transp.	394,403	410,220	\$ 15,817	4%
Successor Agency	-	902,727	\$ 902,727	
Ag Industrial Prk & Infrastructure	41,000	40,000	\$ (1,000)	-2%
RDA	7,010,958		\$ (7,010,958)	-100%
TOTAL	\$ 20,511,435	\$ 10,698,782	\$ (9,812,653)	-48%

**Total City Expenditures
FY 2012-2013**



Revenues

Total revenues for the Recommended Budget are \$11,283,874, which is (\$9,648,919) or (46%) less than the FY 2011-2012 Budget. However, the decrease is a somewhat misleading because it included all the debt proceeds from the one-time 2011 Financing Plan that was implemented to refinance the 2006 RDA TAN. As reflected in the graph on the following page, *Total City Revenues*, the General Fund comprises 30% or \$3,462,937 million of the total budget, followed by the Water Fund at 14% or \$1,563,771 million, and the Successor Agency at 12% or \$1,303,000 million.

The change in overall revenues is the net result of:

- Elimination the debt proceeds generated by 2011 Financing Plan;
- An increase in utility taxes;
- A modest increase in sales tax and Property Tax-VLF adjustment revenues from the State;
- A modest increase in building permits revenue expected from the completion of a few commercial projects; and
- The transfers of resources among funds throughout the budget.

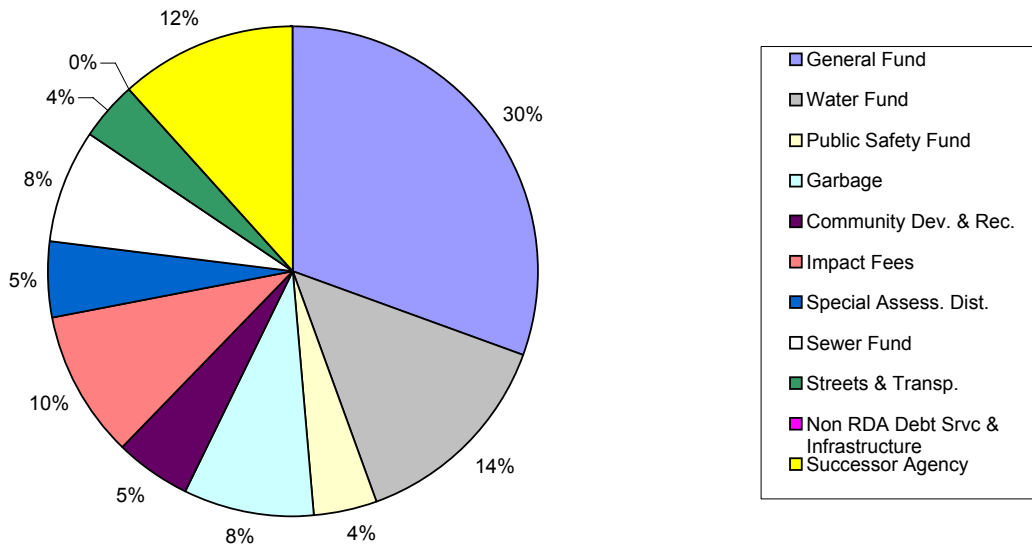
The overall budget reflects revenues exceeding expenditures, which are primarily being driven by impact funds that will be generated from a few commercial development projects currently being processed and/or discussed.

[Left Intentionally Blank]

**TOTAL CITY REVENUES
FY 2012-2013**

City Funds	FY 2011-12 Adopted Budget	FY 2012-13 Recommended Budget	Net Difference	% Difference
General Fund	\$ 8,044,062	\$ 3,462,937	\$ (4,581,125)	-57%
Water Fund	1,527,905	1,563,771	35,866	2%
Public Safety Fund	471,000	460,500	(10,500)	-2%
Garbage	1,081,100	957,336	(123,764)	-11%
Community Dev. & Rec.	383,150	569,023	185,873	49%
Impact Fees	408,693	1,089,664	680,971	167%
Special Assess. Dist.	574,828	576,535	1,707	0%
Sewer Fund	970,000	851,528	(118,472)	-12%
Streets & Transp.	412,230	435,080	22,850	6%
Non RDA Debt Srvc & Infrastructure	8,600	14,500	5,900	69%
Successor Agency	-	1,303,000	1,303,000	
RDA	7,051,225		(7,051,225)	
TOTAL	\$ 20,932,793	\$ 11,283,874	(9,648,919)	-46%

**Total City Revenues
FY 2012-2013**



OVERALL DISCUSSION OF GENERAL FUND BUDGET

Budget Parameters

As mentioned previously, the recommended budget utilizes Year 2 of the 5-Year Budget Forecast Model. In addition, staff relied on the Vision and Mission and Council priorities to prepare the budget with the following parameters:

- Minimize increase in the City's Net Cost;
- Existing vacancies remain unfilled;
- No new positions are recommended; and
- Accurately allocate personnel and administrative costs among all the funds as appropriate.

Departmental Budget Requests

The budget includes individual narrative sheets for each budget that illustrate a variety of information, including a Recommended Budget and Major Policy Consideration section. No programs are provided with all needed resources, but are provided sufficient resources to keep current operations moving forward.

Expenditures

In order to balance the budget: (a) personnel and administrative costs were spread directly to all the funds as appropriate and justified; (b) in general, no fixed assets are funded; (c) overtime costs in Police are controlled; (d) all the reductions implemented in FY 2011-2012 are maintained; and (e) vacant positions are maintained frozen.

Revenues

The Requested Budget reflects (1) minor changes to property taxes based revenues; (2) increases to permit revenues, the property taxes triple flip and VLF adjustment from the State and utility tax revenues; and (3) a payment from the Gonzales River Road Assessment Fund to the General Fund for administrative and financial services rendered. The budget also reflects a decrease in the transfer from other Garbage Funds, because it cannot currently be sustained, which is somewhat offset by the proceeds from the sale of City land assets.

Use of General Fund - Fund Balance

As described under the Fund Balance section above, the Proposed Budget reflects no use of Fund Balance for FY 2012-2013. The budget instead relies on the use of proceeds from the sale of surplus property.

TOTAL GENERAL FUND BUDGET AND FINANCING REQUIREMENTS

Expenditures

As illustrated in the graph on the following page, *General Fund Expenditures*, overall, General Fund expenditures total \$3,462,937, which is (57%) or (\$4,581,215) lower than the prior year. However, the decrease is a somewhat misleading because it included all the debt costs for the one-time 2011 Financing Plan that was implemented to refinance the 2006 RDA TAN. As shown, Police is the single largest General Fund program at 50% or \$1,715,275 million; followed by the Debt Service for the financing provided as a loan to the RDA at 385,819 or 11%; and then Parks, Recreation and Aquatics at 285,723 or 8%.

The change in expenditures is mainly due to the net impact of: (a) maintaining all vacant position frozen, (b) eliminating the debt service proceeds and transfers that were done by the General Fund to help the RDA payoff the 2006 TAN; (c) maintaining all the reductions implemented in FY 2011-2012; and (d) including the debt service payment for the loan that was provided to the RDA.

For comparison purposes, the following table illustrates the impact from the RDA Debt to the General Fund Budget. It is significant to point that without the debt, the General Fund is actually 5% lower than the previous year; which clearly illustrates the importance of the debt service being recognized as an Enforceable Obligation of the Gonzales Successor Agency by the California Department of Finance.

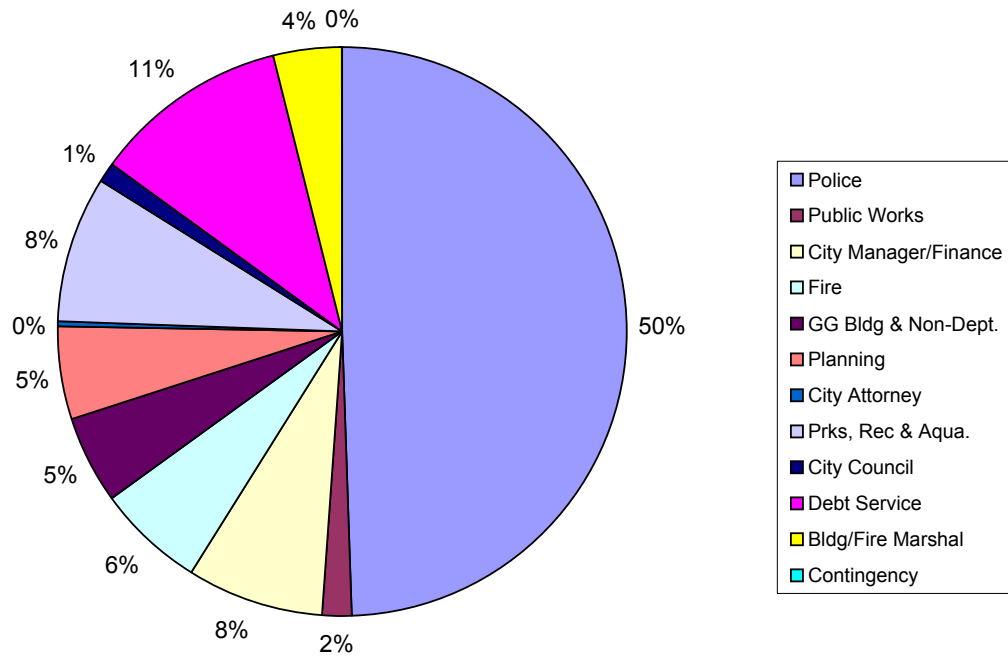
	FY 2011-2012	FY 2012-2013	Difference	
Total Budget	\$8,044,152	\$3,462,937	\$ (4,581,215)	(57%)
2011 Financing Bailout of RDA (Debt Services Transfers)	(4,808,149)			
2011 Financing Bailout of the RDA (Annual Debt Service)		(385,819)		
Adjusted Budget	\$3,236,003	\$3,077,118	(\$158,885)	(5%)

[Left intentionally blank]

GENERAL FUND EXPENDITURES FY 2012-2013

Departments	FY 2011-12 Adopted Budget	FY 2012-13 Recommended Budget	Net Difference	% Difference
Police	1,704,057	1,715,275	11,218	0.66%
Public Works	61,109	54,570	(6,539)	-10.70%
City Manager/Finance	381,044	267,530	(113,514)	-29.79%
Fire	218,216	214,639	(3,577)	-1.64%
GG Bldg & Non-Dept.	197,338	168,264	(29,074)	-14.73%
Planning	252,161	185,733	(66,428)	-26.34%
City Attorney	30,000	15,000	(15,000)	-50.00%
Prks, Rec & Aqua.	265,707	285,723	20,016	7.53%
City Council	59,121	37,545	(21,576)	-36.49%
Debt Service	4,808,149	385,819	(4,422,330)	n/a
Bldg/Fire Marshal	134,250	132,839	(1,411)	-1.05%
Contingency	(67,000)	-	67,000	-100.00%
TOTAL \$	8,044,152 \$	3,462,937	\$(4,581,215)	-56.95%

**General Fund Expenditures
FY 2012-2013**



Revenues

The next graph, *General Fund Revenues*, illustrates the major revenue sources of the General Fund. Overall, revenues total \$3,462,937, which is (\$4,581,125) or (57%) lower than the prior fiscal year. However, the decrease is a somewhat misleading because it included all the debt proceeds from the one-time 2011 Financing Plan that was implemented to refinance the 2006 RDA TAN. The largest source is the Sales, Use Tax and Triple flip at \$613,000 or 17.7%, followed by the Motor Vehicle in Lieu/VLF Adjustment at \$590,000 or 17%, that while both down over prior years; still represent a significant source of revenue for the City. This indicates the importance of this revenue, and illustrates how significant the impacts at the State level can have on the City's budget. The next two areas are (1) Other Taxes and the SVSWA Host Fee at 14% or \$481,900, (2) other revenue at 13% or 447,532 and (3) property taxes at 12% or \$399,000. Again, this is not surprising and indicates the importance of tax revenue to the City, and highlights the fact that these areas deserve attention when evaluating revenue generation strategies. However, again this year because of the depth of the housing crisis, Property Tax revenues are no longer among the top three revenue sources for the City.

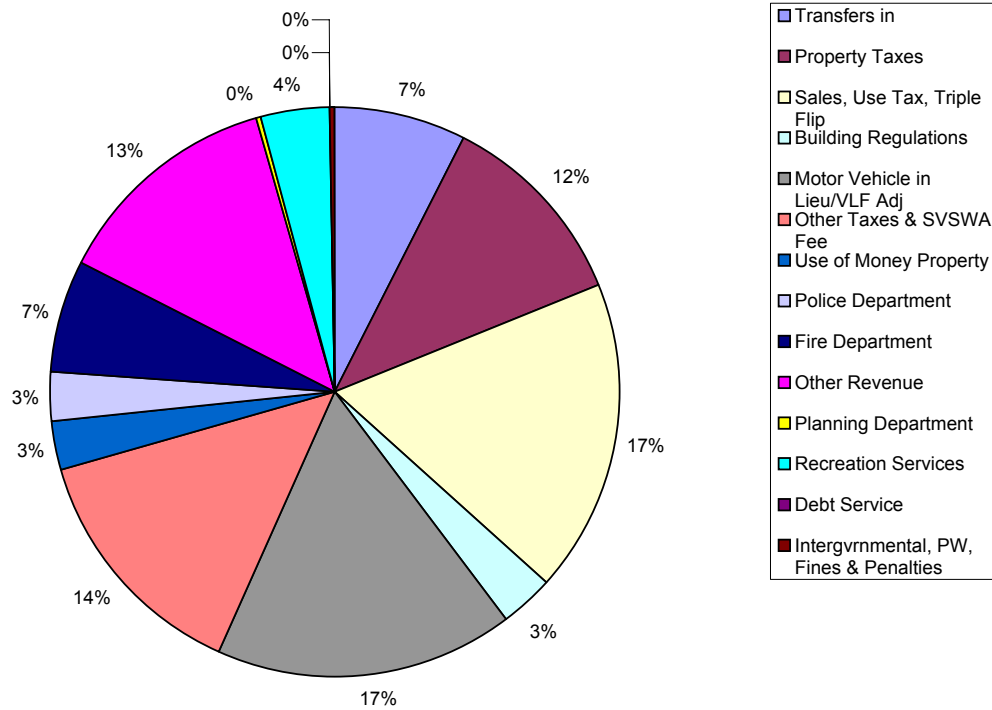
On the permit activity, it is important to point out that the budget reflects a modest increase. This increase is based on the fact that as FY 2011-2012 came to a close, staff was busily working on a few commercial projects that are anticipated will begin early 2012-2013.

[Left intentionally blank]

GENERAL FUND REVENUES FY 2012-2013

Revenue Sources	FY 2011-12 Adopted Budget	FY 2012-13 Recommended Budget	Net Difference	% Difference
Transfers in	\$ 276,180	\$ 256,400	\$ (19,780)	-7%
Property Taxes	398,000	399,500	\$ 1,500	0%
Sales, Use Tax, Triple Flip	580,000	613,000	\$ 33,000	6%
Building Regulations	81,021	105,855	\$ 24,834	31%
Motor Vehicle in Lieu/VLF Adj	560,000	590,000	\$ 30,000	5%
Other Taxes & SVSWA Fee	384,400	481,900	\$ 97,500	25%
Use of Money Property	114,000	97,000	\$ (17,000)	-15%
Police Department	88,600	89,850	\$ 1,250	1%
Fire Department	169,000	226,000	\$ 57,000	34%
Other Revenue	402,112	447,532	\$ 45,420	11%
Planning Department	40,200	14,200	\$ (26,000)	-65%
Recreation Services	130,500	130,500	\$ -	0%
Debt Service	4,808,149	-	\$ (4,808,149)	n/a
Intergvrmntal, PW, Fines & Penalties	11,900	11,200	\$ (700)	-6%
TOTAL	\$ 8,044,062	\$ 3,462,937	\$ (4,581,125)	-57%

General Fund Revenues FY 2012-2013



Overview of Different Budgets

The following section briefly highlights the reasons for the changes in some of the budgets. Please refer to the individual budget narrative sheets for a summary of each budget.

General Fund Revenues

This budget reflects revenues that cannot be attributed to any one particular budget. All other revenues are reflected directly in the programs for which they are to be used for and/or generated. This is done in order to more accurately reflect the activity, and present a more accurate account of the overall program.

As mentioned previously, General Fund Revenues are up mainly due to an increase in utility taxes. In addition, the budget reflects (a) minor increases to property and sales taxes, (b) minor increases to the Triple Flip and VLF adjustment to the Property Taxes received from the State to reflect actual activity in FY 2011-2012, (c) the proceeds from the sales of surplus property, (d) Increase in reimbursement revenue, and (e) a reduction in the transfer in from the Garbage Fund.

It cannot be emphasized enough that it is important to continue to identify other revenue sources for the City in order to maintain a balanced budget, and provide the services needed to support the Vision of the City. For example, staff is optimistic that the sales tax from the Bio Diesel Fueling Station will finally come on line and begin to generate significant sales tax revenues. Also, the increased wine presence in the community, along with the partnership with the Monterey County Vintners and Growers Association, the County, Salinas Valley Welcome Center, and with the Private Sector, will hopefully result in more visitors through Gonzales on their way to the wineries on River Road. Finally, the G3 Initiative continues to enhance economic development.

Contingency Budget

Pending the final fund balance for FY 2011-2012 and direction from the Council, an amendment might be presented in the future to set aside a contingency budget for FY 2012-2013.

City Council, City Manager, Finance, Planning, Public Works, Building, Non-Departmental, Fire Department, Aquatics

All of these budgets are either status quo, reflect reductions in various line items, maintain vacant positions, or have been decreased to as a result of transferring staff costs to the Gonzales Successor Agency.

General Government

The decrease in this budget is due to reductions in contractual services, and a transfer of utility costs to the Non-Departmental Budget.

Police

The increase in this budget is mainly due to reflecting some of the costs for the NGEN radio system.

Parks

The increase in this budget is primarily being driven by higher utility costs.

Recreation Services

The increase in this budget is mainly due to reflecting the City's share of the ongoing maintenance, and utility costs for the Joint-Use Gymnasium.

OTHER FUNDS

Significant programs outside the General Fund are Sewer, Water, Garbage, Assessment Districts, Impact Funds, and Redevelopment Agency.

Community Development

The main reason for the increase is that the Proposed Budget will begin implementation of a Planning and Technical Assistance (PTA) Grant for various technical studies, and a CDBG Home Grant for housing rehabilitation awarded in FY 2011-2012.

Business Loan Grant

The change reflects the expected level of loan activity for the fiscal year. In addition, staff remains cautiously optimistic that the City will be awarded another Business Loan Grant.

Street Fund

The difference in this fund primarily reflects the net impact from outsourcing the Street Sweeping Program.

Fire Impact

The increases to this fund reflected on the revenue side, are fees expected from a few commercial projects, and on the expenditure side, it reflects a \$50,000 match for a grant that will be submitted to replace the Water Tender. The Water Tender was taken off line late 2011-2012 because it was no longer safe and needed significant repairs. Staff quickly began exploring replacement options, and will submit an application for an Air Pollution Control Grant to replace the water tender. In the meantime, an agreement was strengthened with the Salinas Rural Fire Protection District that will provide Water Tender coverage out of its Chualar Substation.

Sphere of Influence

This budget includes the expenditures and revenues anticipated to complete and submit the application for an increase to the Gonzales Sphere of Influence to the Local Agency Formation Commission (LAFCO).

Recreation Services

This budget reflects grant funds to (a) replace the playground sand at Central Park, (b) resurface the basketball courts at Central Park, and (c) replace the landscape mulch at Meyer Park and along Herold Parkway.

Supplemental Law Enforcement Fund (Public Safety)

The Supplemental Law Enforcement Fund is the public safety fund where grant monies are funneled when they are received by the City. The City is currently obtaining funding of \$100,000 a year from the COPS Fast Grant Program. These funds are managed by the State of California when they are received from the federal government. Staff has received indications that this funding source might yet again be under fire from the Governor, and be kept by the State to balance their budget. This is clearly a concern and as has been expressed in the past, that these resources are no longer capable of fully funding two Officers. Staff has been gradually shifting costs back to the General Fund and has aggressively pursued grant funds. For example, the CalGrip Grant funds have helped alleviate some of the pressure, and the City is currently waiting to hear back on a federal grant that if received, will provide significant relief.

Police Impact

The increases to this fund reflect (a) on the revenue side, impact fees expected from a few commercial projects, and (b) on the expenditures side costs for the NGEN communication system, and a payment for the lease purchase financing done that was used to acquire 3 patrol cars, a lawn mower and water meters.

Sewer Impact

The Sewer Impact Fund reflects additional revenue from fees expected from a few commercial projects, and expenditures to undertake the planning and engineering work needed to expand the Wastewater Treatment Plant.

Circulation System and Water Impact Funds

Both of these funds reflect higher revenues from fees expected from a few commercial projects.

Storm Drainage Facility Impact

This fund reflects increased revenues from fees expected from a few commercial projects, and expenditures for engineering studies necessary to maintain the system.

Infrastructure Fund

The change in this fund is due to the net affect of (a) eliminating the grant writing program with California Consulting, (b) the continuing appropriation of the City's contribution to the Salinas Valley Enterprise Zone, and (c) the inclusion of resources to possibly hire an expert to help the City evaluate the potential to become a municipal utility.

Redevelopment Agency

With the elimination of Redevelopment by the State, these funds show no activity for FY 2012-2013; however, they will be maintained in the budget document for two years.

Assessment District Funds

All these funds reflect the necessary activities necessary for the operation and maintenance of the districts. Of note are the (1) Canyon Creek Park and Park Maintenance Fund, which includes resources to continue work with the surrounding agricultural interests to address the slough and minimize the flooding of the park, and (2) Cipriani Estates Park Maintenance Fund, which includes the funding necessary to purchase playground equipment for the neighborhood park.

Gonzales Successor Agency

The budget reflects the expenditures and revenues needed to cover all the obligations of the former RDA and to continue the wind down process.

Water and Sewer Enterprise Funds

The major reason for the decrease in both of these funds is a reduction in the capital projects programmed for next year. However, each one of these funds reflects 50% of the new Public Works Maintenance Supervisor position as part of the succession plan for Public Works, and also includes the utility tax payments to the City.

Streets Fund

The change in this budget is due to outsourcing the Street Sweeping Program to better align it with existing resources. The budget includes six months of outsourcing to evaluate its effectiveness, and to allow time for Tri-Cities to submit a proposal.

CRITICAL AREAS NOT FUNDED

While the budget is balanced with reductions in programs, increased contribution from employees, and the use of proceeds from the sale of surplus property as in the prior year, there are many critical areas that would or should be funded if there were additional resources. Some of these areas include, but are not limited to:

1. Filling of the vacant Finance Director position.

2. Filling the vacant positions in Public Works, Police, and Finance.
3. Establishing a deferred maintenance program.
4. Building a new pool.

BUDGET RISK AREAS

The Proposed Budget includes several assumptions that if they don't materialize, have the potential to impact the overall budget and require additional adjustments. For example, risks include the:

1. State Budget;
2. Increasing fuel prices could continue to put pressure on the City. Staff continues to explore options to reduce and/or at least minimize fuel costs;
3. The FY 2011-2012 year-end Fund Balance could come in lower than the expected;
4. Continuing housing crisis could lead to a further reduction in property taxes even though in conversations with the County Assessor, we believe that we have reached the bottom;
5. Current economic environment might lead to less sales tax being generated within the City; and
6. The disallowance by the DOF of a portion of the RDA Financing Plan bailout implemented in 2011.

As a result, it is staff's intent that once the final State Budget is passed and the Final Fund Balance is known, a re-evaluation of the budget will be done and brought back before your Council if needed.

ADDITIONAL POLICY AREAS

There are several policies that require additional attention, even though they might have already been mentioned in this Budget Message.

Vision and Mission

As this budget is reviewed, it is important to look at it with the City's Vision and Mission in mind. A lot of work has been done and is underway to align the budget with the City's Vision. For example, programs or initiatives include, but are not limited to:

- Capital projects like the new hardtop surface for the basketball court at Central Park, and playground surface at Meyer Park, further the Vision and implement the Mission;
- The development of a Community Facilities Master Plan with the Gonzales Unified School District, further the Vision and implement the Mission;
- More strategic and coordinating Grant writing program that if successful, would generate significant resources to the City needed to continue to support the Vision and Mission;
- Attempting to maintain the same level of recreational activities in a dwindling resources environment;
- The proactive implementation of the Gonzales Grows Green Initiative, which overtime will enhance economic development leading to more quality jobs and increased tax base;
- The continued collaboration with the rest of the Salinas Valley Cities and County in expanding the Enterprise Zone, the Salinas Valley Welcome Center, the CalGrip Grant Program for the suppression of gang activity, and the Business Collaborative Attraction Program;
- Partnership with the County and the City of Del Rey Oaks to become an entitlement area for the purposes of CDBG funding that would assure an annual funding source to the City of at least \$150,000;
- The continuing development of the Community Policing Program, Citizens Academy and the Cal-Grip Gang Suppression Grant are all key components in maintaining a healthy and safe community; and
- The comprehensive work on the Sphere of Influence plan that will be presented to LAFCO for approval,

which is the next step to the implementation of the new General Plan, which takes a long term view of the City's future necessary to sustain the Vision and assure that:

Gonzales will continue to be a safe, clean, family-friendly community, diverse in its heritage, and committed to working collaboratively to preserve and retain its small town charm

Economic Development

Efforts on the economic development front include the:

- Continuation of the CDBG Business Development/Enhancement Loan Program;
- Continuation of proactive implementation of the "Gonzales Grows Green" Initiative;
- Continuation of the partnership with the Salinas Valley Cities on the Enterprise Zone, Economic Development, CalGrip, etc.;
- Collaboration with the County on the County's Economic Development Program;
- Active and meaningful utilization of the Council's Economic Development Committee;
- Continuation of a Retail Attraction program;
- Partnership with the Monterey Business Council, other cities, and the county on the development of a regional marketing website utilizing the protocols developed as part of the Collaborative Business Attraction Project;
- Pro-active development of the Gonzales Agricultural Industrial Business Park; and
- Collaboration with the County and the City of Del Rey Oaks to become an entitlement area for CDBG purposes.

Succession Planning

An area that continues to deserve mentioning is succession planning and the need to hire and begin to train personnel for key management positions. Over the next couple of years, work needs to be done in the areas of Public Safety and City Management. Action was taken in February, 2010 to address the key areas of Public Works and Community Development thereby addressing these two critical areas. While the condition of the City Budget will ultimately decide when and how to implement the recommendations of the study, it is a critical piece of information necessary for the long term future of the City's organization.

For Public Works, the recruitment that was done in 2011-2012 for the Supervisor position was not successful and it is staff's intent to open a new recruitment early in the fiscal year.

Model for Future Growth

With the adoption of the new General Plan and approval of the Tentative Subdivision Map for the Rincon Villages Project, the next steps have been taken to implement good planning and growth principles. While staff expects the Rincon Villages Project to continue to move forward as the housing and economic environment improves, the work on the revised Sphere of Influence which will be presented to LAFCO for approval in the near future, continues the window of opportunity to implement good planning and growth principles.

Partnerships

Strong partnerships continue to be critical as the City moves forward, plans for its future growth and attempts to meet and provide all the necessary services and programs required by a well managed and progressive City. For example:

- Work continues with the Gonzales Unified School District on several fronts, including the coordination of use and programs at the Joint Use Gymnasium, CalGrip Gang Program, the collaborative planning meeting and exploration about a possible Family Resource Center, the development a Community Facilities Master Plan, and the sharing of facilities and resources.
- Continued partnership with the County on the Neighborhood Stabilization Program (NSP) that has lead to the acquisition and sale of several foreclosed homes in Gonzales.

- The continued partnership with all the local organizations like the Chamber of Commerce, Rotary, Grupos Unidos de Gonzales, and others are necessary to provide the annual community events and other activities.
- The continued development of the partnership with the County that has resulted in several joint projects and application for funding in a variety of areas.
- Collaboration and partnerships with the rest of the Salinas Valley Cities and some peninsula cities on issues ranging from public safety, and housing to economic development.

SUMMARY OF RECOMMENDATIONS TO THE CITY COUNCIL AND THE REDEVELOPMENT AGENCY BOARD

1. Consider and Adopt the FY 2012-2013 Recommended City Budget on June 25, 2012 or if needed, direct staff to make changes as necessary and schedule adoption of the Recommended Budget for June 27, 2012 at 6:00pm.
2. Consider and Adopt the FY 2012-2013 Recommended Successor Agency Budget on June 25, 2012 or if needed, direct staff to make changes as necessary and schedule adoption of the Recommended Budget for June 27, 2012 at 6:00pm.

CONCLUSION

I want to close by encouraging the Council and Agency to adopt the Recommended Budget as presented, which is balanced and sets forth a plan for the future.

In addition, all City employees, as well as members of the public and press, should feel free to ask questions or provide comment on the contents of this document. I would welcome the opportunity to sit down with each of you to discuss this document. Please do not hesitate to contact my office to schedule a meeting time.

Finally, I would once again like to express my thanks to all the Managers and staff whose commitment to excellence made this document possible.

ATTACHMENTS:

Exhibit A – Preliminary Cash Balance Report for December 2011

Exhibit B – Budget Summary of all Funds

Exhibit C – Interfund Transfer Reconciliation

CASH BALANCES
December 2011

	100 GENERAL FUND	120 COMMUNITY DEVELOPMENT FUND	121 CD&G 7TH & 10TH STREET FUND	122 STATE PROP-1B FUND	123 BUSINESS LOAN GRANT FUND	124 Air Pollution Control FUND	125 GONZ RDA ADMIN FUND	130 STREET FUND 2106 & 2107 FUND	131 STREET FUND 2106 & 2107 FUND	135 CONGESTION RELIEF PROGRAM ACT FUND	140 TRANSPORT DEVELOPMENT ACT FUND	145 RSTP SPECIAL FUND	150 SUPPLEMENTAL LAW ENFORCEMENT	165 GONZ RDA LOW-MOD HOUSING PROJECTS	170 GONZ RDA CAPITAL PROJECTS	180 STREET 2105 FUND	190 FIRE IMPACT FUND
RABOBANK CHECKING ACCOUNT	1,148,222.08	37,775.49	-	-	(3,998.20)	12,300.13	(26,753.05)	109,473.40	-	(77,900.00)	67,484.82	-	72,738.82	9,274.90	7,496.85	5,051.49	
RABOBANK CHECKING PAYROLL	(770,325.99)	-	-	-	-	(59,612.21)	(90,283.71)	(75,959.72)	-	-	-	-	-	-	-	-	-
RABOBANK CD - RDA	209,315.74	52,314.28	-	-	-	26,088.53	-	-	-	-	-	-	-	-	-	-	52,314.28
RABOBANK CD - CITY	2,602.30	-	-	-	-	-	-	-	-	-	-	-	-	-	-	-	-
RABOBANK SAVINGS ACCOUNT	10,796.76	-	-	-	-	-	-	-	-	-	-	-	-	-	-	-	-
AMBAG - RABOBANK CD	99,000.00	-	-	-	-	-	-	-	-	-	-	-	-	-	-	-	-
SBP-CD FROM K&B	69,632.31	-	-	-	-	-	-	-	-	-	-	-	-	-	-	-	-
DKB FANOE ROAD SPECIAL DEPOS	114,479.56	-	-	-	-	-	-	-	-	-	95,686.74	-	-	-	-	-	-
ABAG POWER POOL DIST DEPOSIT	397.00	-	-	-	-	-	-	-	-	-	-	-	-	-	-	-	-
PETTY CASH (ALL)	-	-	-	-	-	-	-	-	-	-	-	-	-	-	-	-	-
CASH WITH COUNTY TREASURY	-	-	-	-	-	-	-	-	-	-	-	-	-	-	-	-	-
CASH WITH AGENT (2003)	-	-	-	-	-	-	-	-	-	-	-	-	-	-	-	-	-
CASH LAIF (ALL OTHER ACCOUNTS)	(195,735.99)	6,000.00	-	-	-	-	(18,482.09)	-	100,000.00	0.00	-	-	21,739.18	30,148.58	165,000.00	20,000.00	
REDEVEL - CHECKING (4051496)	-	-	-	-	-	-	-	-	-	-	-	-	-	-	-	-	-
REDEVEL - CERT OF DEP (6091)	-	-	-	-	-	-	-	-	-	-	-	-	-	-	-	-	-
REDEVEL - CERT OF DEP (8109)	-	-	-	-	-	-	-	-	-	-	-	-	-	-	-	-	-
REDEVEL - CERT OF DEP (8117)	-	-	-	-	-	-	-	-	-	-	-	-	-	-	-	-	-
CASH IN LAIF - REDEVELOPMENT	-	-	-	-	-	-	-	-	-	-	-	-	-	-	-	-	-
PAYROLL CLEARING	-	-	-	-	-	-	-	-	-	-	-	-	-	-	-	-	-
TOTAL CASH	688,383.97	96,089.77	-	-	(3,998.20)	12,300.13	(95,518.85)	59,612.21	22,100.00	163,171.56	-	72,738.82	35,535.17	39,423.48	172,496.85	77,365.77	
Checking Account	1,148,222.08	37,775.49	-	-	(3,998.20)	12,300.13	(26,753.05)	109,473.40	(77,900.00)	67,484.82	-	72,738.82	13,795.99	9,274.90	7,496.85	5,051.49	
LAIF Transfer (1100)	-	-	-	-	-	-	(26,753.05)	(109,473.40)	(77,900.00)	67,484.82	-	72,738.82	13,795.99	9,274.90	7,496.85	5,051.49	
LAIF Balance	(195,735.99)	6,000.00	-	-	-	-	-	-	100,000.00	-	-	-	-	-	165,000.00	20,000.00	
LAIF Transfer (1130)	(195,735.99)	6,000.00	-	-	-	-	-	-	100,000.00	-	-	-	-	-	165,000.00	20,000.00	
RDA - Checking	-	-	-	-	-	-	(18,482.09)	-	-	-	-	-	21,739.18	30,148.58	-	-	
LAIF Transfer (1124)	-	-	-	-	-	-	(18,482.09)	-	-	-	-	-	21,739.18	30,148.58	-	-	
LAIF Balance	-	-	-	-	-	-	-	-	-	-	-	-	-	-	-	-	
LAIF Transfer (1140)	-	-	-	-	-	-	-	-	-	-	-	-	-	-	-	-	

EXHIBIT A

CASH BALANCES
December 2011

200	201	205	210	215	216	220	230	235	240	241	242	243	244	245	250	260	270	
GENERAL PLAN IMPACT FUND	SPHERE OF INFLUENCE IMPACT FUND	REC SVCS SUPPLEMENTL	PUBLIC SAFETY FUND	PUBLIC SAFETY TECHNOLOGY	CALGRIP FUND	POLICE IMPACT FUND	SEWER IMPACT FUND	CIRCULATION SYSTEM IMPACT FUND	WATER IMPACT FUND	PUBLIC FACILITY IMPACT FUND	PUBLIC USES MITIGATION IMPACT FUND	AQUATIC FACILITIES MITIGA FUND	ANIMAL CONTROL FAC FUND	STORM DRAINAGE IMPACT FUND	PARK IMPACT FUND	SIGNALIZATION CAL BREEZE PARK MAINTENANCE		
20,689.16	11,216.59	-	(28,749.42)	-	20,457.93	(3,416.88)	13,742.61	(5,652.42)	36,008.80	8,438.26	5,621.16	-	(265.67)	(15,053.15)	(38,285.16)	2,820.26	33,149.13	
	11,216.59		(88,433.21)														(13,536.24)	
RABOBANK CHECKING ACCOUNT																		
RABOBANK CHECKING PAYROLL																		
RABOBANK CD - RDA																		
RABOBANK CD - CITY																		
RABOBANK SAVINGS ACCOUNT																		
AMBAG - RABOBANK CD																		
SBP-CD FROM K&B																		
DKB FANOE ROAD SPECIAL DEPOS																		
ABAG POWER POOL DIST DEPOSIT																		
PETTY CASH (ALL)																		
CASH WITH COUNTY TREASURY																		
CASH WITH AGENT (2003)																		
CASH LAIF (ALL OTHER ACCOUNTS																		
REDEVEL - CHECKING (4051496)																		
REDEVEL - CERT OF DEP (6091)																		
REDEVEL - CERT OF DEP (8109)																		
REDEVEL - CERT OF DEP (8117)																		
CASH IN LAIF - REDEVELOPMENT																		
PAYROLL CLEARING																		
TOTAL CASH	11,216.59	-	(117,682.63)	-	20,457.93	27,740.25	198,371.15	98,976.12	763,789.12	58,438.26	20,621.16	-	(265.67)	181,889.71	56,585.08	430,020.19	104,612.88	
Checking Account	11,216.59	-	(28,749.42)	-	20,457.93	(3,416.88)	13,742.61	(5,652.42)	36,008.80	8,438.26	5,621.16	-	(265.67)	(15,053.15)	(38,285.16)	2,820.26	33,149.13	
LAIF Transfer (110)	11,216.59	-	(28,749.42)	-	20,457.93	(3,416.88)	13,742.61	(5,652.42)	36,008.80	8,438.26	5,621.16	-	(265.67)	(15,053.15)	(38,285.16)	2,820.26	33,149.13	
LAIF Balance	-	-	-	-	-	5,000.00	80,000.00	-	100,000.00	50,000.00	15,000.00	-	-	40,000.00	-	61,000.00	60,000.00	
LAIF Transfer (1130)	-	-	-	-	-	5,000.00	80,000.00	-	100,000.00	50,000.00	15,000.00	-	-	40,000.00	-	61,000.00	60,000.00	
RDA - Checking	-	-	-	-	-	-	-	-	-	-	-	-	-	-	-	-	-	-
LAIF Transfer (1124)	-	-	-	-	-	-	-	-	-	-	-	-	-	-	-	-	-	-
LAIF Balance	-	-	-	-	-	-	-	-	-	-	-	-	-	-	-	-	-	-
LAIF Transfer (1140)	-	-	-	-	-	-	-	-	-	-	-	-	-	-	-	-	-	-

EXHIBIT B

City of Gonzales
Budget Summary
Fiscal Year 2012-2013

General Fund

Account Title	Original Budget FY 2011-2012	Amended Budget FY 2011-2012	Budget FY 2012-2013	Variance
General Revenues:				
Transfers In	276,180	276,200	256,400	(19,780)
Property Taxes	398,000	417,000	399,500	1,500
Sales and Use Tax & Triple Flip	580,000	593,000	613,000	33,000
Motor Vehicle In Lieu Tax / VLF Adj	560,000	580,000	590,000	30,000
Other Taxes	384,400	391,400	481,900	97,500
Use of Money Property	114,000	114,000	97,000	(17,000)
Intergovernmental	1,200	1,200	1,200	-
Fines and Penalties	10,000	10,000	10,000	-
Other Revenue	402,112	394,099	447,532	45,420
Planning Department	40,200	19,700	14,200	(26,000)
Police Department	88,600	90,350	89,850	1,250
Fire Department	169,000	169,000	226,000	57,000
Building Regulations	81,021	32,832	105,855	24,834
Public Works	700	700	-	(700)
Recreation Services	130,500	132,500	130,500	-
Debt Service	4,808,149	-	-	(4,808,149)
	<u>8,044,062</u>	<u>3,221,981</u>	<u>3,462,937</u>	<u>(4,581,125)</u>
Departmental Net Expenditures:				
City Council	59,121	56,400	37,545	(21,576)
City Manager/City Clerk	265,969	267,200	214,390	(51,579)
Finance	115,075	115,200	53,140	(61,935)
City Attorney	30,000	30,000	15,000	(15,000)
Planning	252,161	247,700	185,733	(66,428)
General Governmental Building	124,000	94,500	90,029	(33,971)
Non-Departmental	73,338	74,393	78,235	4,897
Police Department	1,704,057	1,721,200	1,715,275	11,218
Fire Department	218,216	218,700	214,639	(3,577)
Building Regulations	132,740	132,700	130,954	(1,786)
Fire Marshall	1,510	1,600	1,885	375
Public Works	61,019	61,100	54,570	(6,449)
Parks	88,462	88,500	90,501	2,039
Recreation Services	130,717	145,600	149,518	18,801
City Aquatics Program	46,528	46,739	45,704	(824)
Contingency	(67,000)	(67,000)	-	67,000
Debt Service	4,808,149	-	385,819	(4,422,330)
	<u>8,044,062</u>	<u>3,234,532</u>	<u>3,462,937</u>	<u>(4,581,125)</u>
Excess Revenue Over <Under> Expenditures	<u>-</u>	<u>(12,551)</u>	<u>-</u>	<u>-</u>

City of Gonzales
Budget Summary
Fiscal Year 2012-2013

Enterprise Funds

<u>Account Title</u>	<u>Original Budget FY 2011-2012</u>	<u>Amended Budget FY 2011-2012</u>	<u>Budget FY 2012-2013</u>	<u>Variance</u>
Water Fund				
Revenues	1,527,905	1,521,671	1,563,771	35,866
Expenditures	<u>(1,535,796)</u>	<u>(1,513,100)</u>	<u>(1,898,903)</u>	<u>(363,107)</u>
Excess Revenues Over Expenditures	<u>(7,891)</u>	<u>8,571</u>	<u>(335,132)</u>	<u>(327,241)</u>
Sewer Fund				
Revenues	970,000	830,180	851,528	(118,472)
Expenditures	<u>(957,302)</u>	<u>(957,500)</u>	<u>(864,683)</u>	<u>92,619</u>
Excess Revenues Over Expenditures	<u>12,698</u>	<u>(127,320)</u>	<u>(13,155)</u>	<u>(25,853)</u>
Garbage Fund				
Revenues	1,081,100	964,287	957,336	(123,764)
Expenditures	<u>(1,049,190)</u>	<u>(1,037,100)</u>	<u>(957,336)</u>	<u>91,854</u>
Excess Revenues Over Expenditures	<u>31,910</u>	<u>(72,813)</u>	<u>-</u>	<u>(31,910)</u>
Totals - Enterprise Funds	<u>36,717</u>	<u>(191,562)</u>	<u>(348,287)</u>	<u>(385,004)</u>

City of Gonzales
Budget Summary
Fiscal Year 2012-2013

Special Revenue Funds Summary

<u>Account Title</u>	<u>Original Budget FY 2011-2012</u>	<u>Amended Budget FY 2011-2012</u>	<u>Budget FY 2012-2013</u>	<u>Variance</u>
Community Development & Recreation				
Revenues	383,150	375,400	569,023	185,873
Expenditures	<u>(367,200)</u>	<u>(365,500)</u>	<u>(524,903)</u>	<u>(157,703)</u>
Excess Revenues Over Expenditures	<u>15,950</u>	<u>9,900</u>	<u>44,120</u>	<u>28,170</u>
Impact Fees				
Revenues	408,693	372,824	1,089,664	680,971
Expenditures	<u>(145,347)</u>	<u>(267,575)</u>	<u>(480,400)</u>	<u>(335,053)</u>
Excess Revenues Over Expenditures	<u>263,346</u>	<u>105,249</u>	<u>609,264</u>	<u>345,918</u>
Public Safety				
Revenues	471,000	536,000	460,500	(10,500)
Expenditures	<u>(558,955)</u>	<u>(559,400)</u>	<u>(556,053)</u>	<u>2,902</u>
Excess Revenues Over Expenditures	<u>(87,955)</u>	<u>(23,400)</u>	<u>(95,553)</u>	<u>(7,598)</u>
Special Assessment Districts				
Revenues	574,828	574,800	576,535	1,707
Expenditures	<u>(407,222)</u>	<u>(421,500)</u>	<u>(600,620)</u>	<u>(193,398)</u>
Excess Revenues Over Expenditures	<u>167,606</u>	<u>153,300</u>	<u>(24,085)</u>	<u>(191,691)</u>
Streets & Transportation				
Revenues	412,230	479,885	435,080	22,850
Expenditures	<u>(394,403)</u>	<u>(422,217)</u>	<u>(410,220)</u>	<u>(15,817)</u>
Excess Revenues Over Expenditures	<u>17,827</u>	<u>57,668</u>	<u>24,860</u>	<u>7,033</u>
Totals - Special Revenue Funds	<u>376,774</u>	<u>302,717</u>	<u>558,606</u>	<u>181,832</u>
Infrastructure Improvement Fund				
Revenues	8,500	28,500	14,500	6,000
Expenditures	<u>(16,000)</u>	<u>(26,000)</u>	<u>(35,000)</u>	<u>(19,000)</u>
Excess Revenues Over Expenditures	<u>(7,500)</u>	<u>2,500</u>	<u>(20,500)</u>	<u>(13,000)</u>
Ag Industrial Park Federal Grant				
Revenues	100	100	-	(100)
Expenditures	<u>(25,000)</u>	<u>(25,000)</u>	<u>(5,000)</u>	<u>20,000</u>
Excess Revenues Over Expenditures	<u>(24,900)</u>	<u>(24,900)</u>	<u>(5,000)</u>	<u>19,900</u>

City of Gonzales
Budget Summary
Fiscal Year 2012-2013

RDA and City of Gonzales Successor Agency

<u>Account Title</u>	<u>Original Budget FY 2011-2012</u>	<u>Amended Budget FY 2011-2012</u>	<u>Budget FY 2012-2013</u>	<u>Variance</u>
Administration Fund				
Revenues	-	3,456	-	-
Expenditures	-	(91,928)	-	-
Excess Revenues Over Expenditures	-	(88,472)	-	-
Low / Mod Fund				
Revenues	238,398	149,143	-	(238,398)
Expenditures	(122,903)	(1,458)	-	122,903
Excess Revenues Over Expenditures	115,495	147,685	-	(115,495)
Capital Projects Fund				
Revenues	16,000	6,824	-	(16,000)
Expenditures	-	(162)	-	-
Excess Revenues Over Expenditures	16,000	6,662	-	(16,000)
Debt Service Fund				
Revenues	6,796,827	564,865	-	(6,796,827)
Expenditures	(6,888,055)	(428,712)	-	6,888,055
Excess Revenues Over Expenditures	(91,228)	136,153	-	91,228
Totals - Redevelopment Agency	40,267	202,028	-	(40,267)
City Successor Agency				
Revenues	-	1,116,300	1,303,000	1,303,000
Expenditures	-	(832,668)	(902,727)	(902,727)
Excess Revenues Over Expenditures	-	283,632	400,273	400,273

EXHIBIT C
CITY OF GONZALES
INTERFUND TRANSFER RECONCILIATION
FY 2012-13

FUND	DESCRIPTION	TRANSFERS (IN)	TRANSFERS (OUT)	COMMENTS
[100]	General Fund	30,000		From Fund CDBG
		10,000		From Cal Breeze
		11,900		From Canyon Creek
		10,400		From Cipriani
		9,100		From Industrial Park
		50,000		From River Road
		135,000		From Fund 540
[120]	CDBG		10,000	To Fund 100
[123]	CDBG - Bus Loan Grant		20,000	To Fund 100
[130]	Street Fund	22,800		From Cal Breeze
		30,000		From Canyon Creek
		7,700		From Cipriani
		4,700		From Industrial Park
[150]	Supplemental Law Enforcement		140,000	To Fund 210
[210]	Public Safety Fund	140,000		From Fund 150
[270]	CA Breeze Park Maintenance		3,800	To Fund 100
[280]	CA Breeze Maintenance #1		400	To Fund 100
[290]	CA Breeze Maintenance #2		4,900	To Fund 100
			9,700	To Fund 130
[300]	CA Breeze Maintenance #3		900	To Fund 100
			13,100	To Fund 130
[304]	Canyon Creek Park Maintenance #1		4,400	To Fund 100
			9,400	To Fund 130
[306]	Canyon Creek Park Maintenance #2		3,900	To Fund 100
			9,400	To Fund 130
[308]	Canyon Creek Park Maintenance #3		3,600	To Fund 100
			11,200	To Fund 130
[310]	Cipriani Estates Park Maintenance		5,000	To Fund 100
[312]	Cipriani Estates Maintenance		5,400	To Fund 100
			7,700	To Fund 130
[314]	Gonzales Industrial Park Landscape Maint		4,700	To Fund 130
[316]	Gonzales Industrial Park		9,100	To Fund 100
[450]	Gonzales River Rd Assessment Dist		50,000	To Fund 100
[520]	Water Enterprise	60,000		From Fund 530
[530]	Sewer Enterprise		60,000	To Fund 520
[540]	Garbage Enterprise		135,000	To Fund 100
	TOTALS	521,600	521,600	

**General Purpose Revenues
Budget Narrative for FY 2012-2013
Budget Unit 000**

DEPARTMENTAL MISSION

This budget is used to track general purpose revenues for the General Fund that are not directly attributable to any program or function.

ACCOMPLISHMENTS FOR FY 2011-2012

Continued the development of new revenue sources.

DEPARTMENTAL GOALS FOR FY 2012-2013

Continue to look for ways to enhance local revenues.

FY 2012-2013 RECOMMENDED BUDGET

The Department's FY 2012-2013 Recommended Budget represents an overall increase of \$170,640 or 6.2% in revenues, when compared to the FY 2011-2012 Approved Budget. The major reason for the change is the increase in utility taxes, and the payment from the Gonzales River Road Assessment District to the General Fund for administrative and financial services provided over the past 10 years.

Revenues

Revenues included in this budget reflect the following net impact:

1. Minor change in Property Tax revenues to reflect the actual revenue received in FY 2011-2012. This is based on conversations with the County Assessor.
2. An increase in the Motor Vehicle in Lieu (VLF) revenues to reflect actual amounts received from the prior two years.
3. An increase in Sales Tax revenues as a result of the sales tax from the Bio-Diesel Fueling Station coming on line.
4. An increase in the Utility Users Tax as a result of increased activity, as well as the sewer and water enterprise funds, which both are utilities paying this tax.
5. Continued emphasis on the General Fund being reimbursed for its administrative costs for running the various non-general fund programs were not directly apportioned to the other funds.
6. Transfers from various funds for administrative support.
7. The payment from the Gonzales River Road Project Assessment paying a portion of what is owed to the General Fund for financial and administrative services.
8. A reduction in the transfer from the Garbage Enterprise Fund which is no longer able to sustain the prior year amounts.

MAJOR POLICY CONSIDERATIONS

An increased focus continues to be placed on finding new revenue sources or increasing existing revenue sources for the City. While it is evident in this budget that work has been done on the expenditure side, all the budgets are very lean and any further reductions would essentially result in the elimination of services. To these ends, the City continued an aggressive business development program including initiatives in Green Business, Business Development/Expansion Loans, and Business Development education.

CITY OF GONZALES & REDEVELOPMENT AGENCY
Fiscal Year 2012-2013
Recommended Budget

	Budget FY 2011- 2012	Revised FY 2011- 2012 Budget	Recommended Budget FY 2012-2013	Variance Original FY 11-12 Budget
REVENUES				
<i>General Purpose Revenues</i>				
5110.000 Property Taxes-Secured	360,000.00	380,000.00	365,000.00	5,000.00
5120.000 Property Taxes-Unsecured	15,000.00	15,000.00	14,500.00	(500.00)
5130.000 Property Taxes-Prior Year	17,000.00	16,000.00	12,000.00	(5,000.00)
5140.000 Property Taxes-Supplemental	6,000.00	6,000.00	8,000.00	2,000.00
5155.000 Property Taxes - In Lieu (DKB)	-	-	-	-
5157.000 Property Taxes - Triple Flip	140,000.00	153,000.00	153,000.00	13,000.00
5158.000 Property Taxes - VLF Adj	540,000.00	540,000.00	550,000.00	10,000.00
5159.000 Property Taxes - ERAF	-	-	-	-
5210.000 Sales and Use Tax	440,000.00	440,000.00	460,000.00	20,000.00
5220.000 Lodging Tax	1,000.00	1,000.00	1,500.00	500.00
5225.000 SVSWA Host Fee	250,000.00	250,000.00	250,000.00	-
5234.000 Franchise Tax-PG&E	65,000.00	65,000.00	75,000.00	10,000.00
5235.000 Franchise Tax-Falcon Cable TV	6,000.00	5,400.00	5,400.00	(600.00)
5240.000 Business License Tax	42,400.00	50,000.00	50,000.00	7,600.00
5240.000 Business License Tax - Suspense	-	-	-	-
5250.000 Real Estate Transfer Tax	10,000.00	10,000.00	10,000.00	-
5260.000 Utility Users Tax	260,000.00	260,000.00	340,000.00	80,000.00
5333.000 System Automation Fee	-	-	-	-
5340.000 Administrative Fees	300.00	100.00	100.00	(200.00)
5420.000 Other Fines & Penalties	10,000.00	10,000.00	10,000.00	-
5430.000 Asset Foreiture Seizures	1,800.00	1,800.00	2,000.00	200.00
5515.000 Interest Income	6,000.00	6,000.00	3,000.00	3,000.00
5520.000 Rental Income	108,000.00	108,000.00	94,000.00	94,000.00
5530.000 Sale of Surplus Property	115,512.00	115,500.00	169,432.00	53,920.00
5611.000 Motor Vehicle In Lieu Tax	20,000.00	40,000.00	40,000.00	20,000.00
5612.000 H.O.P.T.R.	1,200.00	1,200.00	1,200.00	-
5750.000 Administrative Fees	1,000.00	1,000.00	1,000.00	-
5820.000 Other Income - Misc Payments	15,000.00	15,000.00	15,000.00	-
5821.000 Other Income - Reimbursements	15,000.00	5,000.00	5,000.00	(10,000.00)
5822.000 Other Income - Contributions	-	-	-	-
5827.000 Notary Republic Fees	2,000.00	2,000.00	2,000.00	-
5835.000 State Mandated Cost Reimbursement	1,500.00	3,699.00	3,000.00	1,500.00
5850.000 CASH CLEARING	-	-	-	-
5900.000 Transfer from Water	-	-	-	-
5910.000 Transfer from Garbage	200,000.00	200,000.00	135,000.00	(65,000.00)
5917.000 Transfer from Rvr Rd Assessmnt	-	-	50,000.00	50,000.00
5921.000 Transfer from Cal Breeze	9,880.00	9,900.00	10,000.00	120.00
5935.000 Transfer from Gonzales RDA	-	-	-	-
5940.000 Transfer from Canyon Parks	11,900.00	11,900.00	11,900.00	-
xxxx.000 Transfer from Cipriani	10,400.00	10,400.00	10,400.00	-
xxxx.000 Transfer from Industrial Park	9,000.00	9,000.00	9,100.00	100.00
5950.000 Transfer from 120	35,000.00	35,000.00	30,000.00	(5,000.00)
	-	-	-	-
TOTAL REVENUES	2,725,892.00	2,776,899.00	2,896,532.00	(170,640.00)

City Council
Budget Narrative for FY 2012-2013
Budget Unit 100

DEPARTMENTAL MISSION

The Mission of the City Council, as the Legislative Body of the City, is to provide policy direction and oversight of the entire City's business. This is done in a fair, open and respectful manner, and always holding to the highest ideals of public service and ethics.

DEPARTMENTAL PROGRAMS

The Council is a five-member body that meets the first and third Monday of every month, and holds special meetings as necessary to provide policy direction and oversight of the City's business.

ACCOMPLISHMENTS FOR FY 2011-2012

- Continued to obtain an "Unqualified Opinion" from the External Auditors signifying that in all materials, the City received a "Clean" audit
- Completed and Certified the City's New General Plan
- Continued to oversee and provide policy direction on all facets of City operations
- Approved and oversaw a balanced budget
- Continued aggressive implementation of the Gonzales Goes Green Initiative (G3) to enhance the environment and economic development
- Successfully continued the Business Loan Program
- Applied for and received two Community Development Block Grants: (1) a Home Grant to continue the Housing Rehabilitation Grant Program; and (2) a Planning and Technical Assistant Grant for studies for the future Community Center and a Gonzales Health Indicator Study
- Updated and re-validated the City's Vision and Mission Statements
- Completed the implementation of the 3-Year Budget Adjustment Strategy, and began a new 5-Year Budget Strategy to all the time for the City to the impacts resulting from the loss of Redevelopment
- Improved the City's website page
- Approved the City of Gonzales 2011 Annual Report to our residents
- Approved and partnered with Chevron and Rabobank on the installation of solar to power the City's Wastewater Treatment Plant and Water Wells, as well completed automating the Water System. After fully implemented and paid for ,this project will save the tax payer over \$300,000 annually.

DEPARTMENTAL GOALS FOR FY 2012-2013

- Continue to provide policy direction and oversight on all facets of City operations
- Continue to maintain core services with the least amount of interruption

- Provide policy direction to continue to steer through the current National Economic Downturn and Recession
- Continue the City's Economic Development Plan
- Continue implementing the City's Vision and Mission
- As the budget allows, acquire a time system for the Council meetings
- As the budget allows, transition to a paperless agenda process

FY 2012-2013 RECOMMENDED BUDGET

The Department's FY 2012-2013 Recommended Budget represents a decrease of (\$21,576) or (36%), when compared to the FY 2011-2012 Approved Budget. As a result, the Requested Net City Cost is decreased by (\$21,576).

Personnel

Budget reflects the salaries and benefits for the Council Members. The reason for the decrease in this section is due to no longer reflecting health costs.

Services and Supplies

This section reflects appropriations for the basic services and supplies needed for the operation of the Council. The major reason for the decrease is due to a reduction in travel and training as a result of paying for the Annual League Conference in FY 2011-2012 budget to take advantage of early bird savings.

Capital Projects/Fixed Assets

There are no capital projects or fixed assets reflected in this budget.

MAJOR POLICY CONSIDERATIONS

See all other budget units.

EXPENDITURES

CITY COUNCIL

6110.000 Salaries-Regular Pay	24,000.00	24,000.00	21,375.00	(2,625.00)
6110.000 Salaries-Extra Help				-
6131.000 Deferred Compensation Expense	4,500.00	4,500.00	3,375.00	(1,125.00)
6132.000 Retirement - PERS	7,346.00	7,300.00	2,535.00	(4,811.00)
6140.000 Life and Disability Insurance	720.00	700.00	720.00	-
6150.000 Workers Comp Insurance	555.00	600.00	555.00	-
6160.000 Social Security	3,650.00	3,700.00	1,635.00	(2,015.00)
6170.000 Health and Dental Insurance	6,750.00	-	-	(6,750.00)
6210.000 Special Departmental Expenses	2,000.00	2,000.00	1,000.00	(1,000.00)
6211.000 Office Supplies	200.00	200.00	100.00	(100.00)
6212.000 Maintenance Supplies	200.00	200.00	-	(200.00)
6220.000 Telephone	-	-	150.00	150.00
6245.000 Other Contractual Services	4,000.00	4,000.00	2,000.00	(2,000.00)
6255.000 Liability Insurance				-
6260.000 Advertising	200.00	200.00	100.00	(100.00)
6270.000 Transportation and Travel	-	1,000.00	1,000.00	1,000.00
6275.000 Subscriptions and Training	5,000.00	8,000.00	3,000.00	(2,000.00)
				-
NET CITY COST	59,121.00	56,400.00	37,545.00	(21,576.00)

**City Manager/City Clerk
Budget Narrative for FY 2012-2013
Budget Unit 110**

DEPARTMENTAL MISSION

The Mission of the City Manager/City Clerk is to support the Vision and Mission of the City by providing professional leadership, develop innovative approaches and creative partnerships in the management of the City, and execution of City Council policies. This will be done by always holding to the highest ideals of public service and ethics.

DEPARTMENTAL PROGRAMS

The City Manager's Office is the Chief Administrative Officer for the City responsible for overseeing and managing all the activities of the City. In addition, the City Manager is also the Personnel Director, City Clerk, Executive Director of the Redevelopment Agency, Finance Director and Risk Manager.

ACCOMPLISHMENTS FOR FY 2011-2012

All the accomplishments listed below are the direct result of great staff and policy direction from the City Council. They are listed as accomplishments under this budget, but really are the reflection of dedicated staff at all levels of the organization:

- Provided real time budget and financial information on line to all the City's Departments
- Continued the development of the Gonzales Agricultural Industrial Business Park (GAIBP)
- Began the development of a Development Agreement for the Rincon Villages Subdivision
- Was recognized and awarded the Governors Environmental and Economic Leadership Award (GEELA) for the Environmental Leadership Academy
- Received the California League of California Cities Helen Putman Award for the Gonzales Grows Green "G3" Business to Business Program
- Approved and oversaw a balanced Budget
- Continued aggressive implementation of the Gonzales Goes Green Initiative to enhance the environment and economic development
- Continued aggressive implementation of the Business Loan Program
- Managed an aggressive Grant Writing Program that resulted in the award of two Community Development Block Grants (CDBG)
- Continued the implementation of a concentrated and aggressive Economic Development Strategy by taking a leadership role in the County's Economic Development Program
- Finished the year within the Approved FY 2011-2012 Budget
- Continued to obtain an "Unqualified Opinion" from the External Auditors signifying that in all materials, the City received a "Clean" audit

- Continued to establish relationships with a variety of community organizations
- Continued the partnership with Salinas and South County Cities on a variety of issues of mutual concern including Transit, the Enterprise Zone, and Economic Development
- Completed the City of Gonzales 2011 Annual Report to the Community
- Updated the City's Website page
- Continued the leadership the in South County's 4C4P Anti-Gang Initiative
- Took on a leadership role and worked with the County to submit an application to become an entitlement County for CDBG purposes in order to receive an annual allocation
- Launched a proactive public awareness process to keep the public informed on the Waste Conversion Technology Project at the Salinas Valley Solid Waste Authority

DEPARTMENTAL GOALS FOR FY 2012-2013

- Continue to further the Vision and Mission of the City
- Continue to improve the financial and budget management of the City's resources
- Continue to develop ways to bring government closer to the residents of the City
- Continue to support and implement City Council policies and direction
- Continue to work in partnership with the private sector to develop and bring the GAIBP on line
- Continue to expand the use of the City's Website
- Develop and recommend enhanced revenue alternatives to the City Council
- Update the City's Personnel Rules, Regulations, and Policies
- Continue to develop partnerships with the Gonzales Unified School District, Chamber of Commerce, Churches, private sector, community organizations, and others
- Continue to work on a Succession Plan for key City Management Staff
- Continue to strengthen the partnership with the Chamber of Commerce to enhance business opportunities and development
- Continue to enhance and expand the Gonzales Grows Green Initiative
- Successfully negotiate an agreement with the County of Monterey that would establish the parameters and provisions for future expansion of the City

FY 2012-2013 RECOMMENDED BUDGET

The Department's FY 2012-2013 Recommended Budget represents an overall decrease of (\$51,579) or (19%) in expenditures, when compared to the FY 2011-2012 Approved Budget. As a result, the Requested Net City Cost is decreased by (\$51,579).

Personnel

This budget reflects the salaries and benefits of the City Manager/City Clerk, the Administrative Specialist/Deputy City Clerk, and the Emergency Services Director/Special Projects Analyst.

The reason for the decrease is due to shifting some of staff's time to the Gonzales Successor Agency.

Services and Supplies

Where possible, this area has been reduced.

Capital Projects/Fixed Assets

There are no capital projects or fixed assets reflected in the budget.

MAJOR POLICY CONSIDERATIONS

See all other budget units.

In addition, major challenges for the City over the next few years continue to be:

1. Succession plans for several key management positions
2. Identify new revenue sources
3. Continue to enhance economic development opportunities
4. Enhance the local employment base
5. Maintain a balanced and functional budget during these difficult economic times
6. Minimize and mitigate the impacts of the elimination of the Redevelopment to the General Fund

CITY MANAGER / CITY CLERK

6110.000 Salaries-Regular Pay	169,045.00	169,000.00	137,580.00	(31,465.00)
6113.000 Salaries-Differentials	2,470.00	2,500.00	2,215.00	(255.00)
6131.000 Deferred Compensation Expense	4,992.00	5,000.00	3,665.00	(1,327.00)
6132.000 Retirement - PERS	39,008.00	39,000.00	27,300.00	(11,708.00)
6140.000 Life and Disability Insurance	2,626.00	2,600.00	2,235.00	(391.00)
6150.000 Workers Comp Insurance	2,975.00	3,000.00	2,810.00	(165.00)
6160.000 Social Security	13,123.00	13,100.00	10,695.00	(2,428.00)
6170.000 Health and Dental Insurance	25,380.00	25,800.00	22,140.00	(3,240.00)
6210.000 Special Departmental Expenses	1,000.00	1,000.00	1,000.00	-
6211.000 Office Supplies	100.00	100.00	100.00	-
6212.000 Maintenance Supplies	100.00	100.00	100.00	-
6213.000 Oils and Lubricants	200.00			(200.00)
6220.000 Telephone	1,100.00	1,100.00	1,200.00	100.00
6245.000 Other Contractual Services	1,000.00	500.00	250.00	(750.00)
6255.000 Liability Insurance	750.00	800.00	-	(750.00)
6260.000 Advertising	100.00	100.00	100.00	-
6270.000 Transportation & Travel				-
6275.000 Subscriptions and Training	2,000.00	3,500.00	3,000.00	1,000.00
				-
NET CITY COST	265,969.00	267,200.00	214,390.00	(51,579.00)

**Finance Department
Budget Narrative for FY 2012-2013
Budget Unit 130**

DEPARTMENTAL MISSION

The Finance Department supports the City's Vision by providing efficient, sound, timely, and continuous financial accounting and fiscal support necessary to maintain the financial health of the City.

ACCOMPLISHMENTS FOR FY 2011-2012

- Kept all the financial operations of the City in order and on time
- Continued to improve the budget accountability process
- Continued to provide real time budget and financial information on line to all the City's Departments
- Obtained an "Unqualified Opinion" from the External Auditors signifying that in all materials the City received a "Clean" audit
- Continued to update several administrative policies that were taken to the Council for approval
- Maintained the operations of the office, even though down one authorized position

DEPARTMENTAL GOALS FOR FY 2012-2013

- Continue to provide efficient and professional financial support to the City of Gonzales
- Continue to work to improve and streamline all financial reports and functions
- Work with the City Council and City Manager to continue to provide timely financial status reports

FY 2012-2013 RECOMMENDED BUDGET

The Department's FY 2012-2013 Recommended Budget represents a decrease of (\$61,935) or (53%) in expenditures, when compared to the FY 2011-2012 Approved Budget. As a result, the Requested Net City Cost is decreased by (\$61,935).

Personnel

This budget reflects funding for one Senior Accounting Technician and one Administrative Assistant. The Finance Director position is not funded and instead, some of these services are being carried out by Green's Accounting, which is reflected under contract services in "Services and Supplies."

The reason for the decrease is due to maintaining an existing authorized Administrative Assistant position vacant and unfunded until the City's financial situation improves.

Services and Supplies

This area is basically left unchanged from last year, except that some of the costs for the contract with Green's Accounting have been more equitably spread out among all the funds.

Capital Projects/Fixed Assets

There are no capital projects and/or fixed assets reflected in this budget at this time.

MAJOR POLICY CONSIDERATIONS

A continuing focus will be kept on finding new revenue sources or increasing existing revenue sources for the City. This is critical to continue to fund and further the City's Vision and Mission. While work will also be done on the expenditure side, all the budgets are very lean and reductions would essentially result in the elimination of services.

In addition, there continues to be a need to hire an Assistant City Manager/Finance Director to keep up with the workload and focus on improving internal control and procedures, as well as to begin to develop a backup to the City Manager. However, due to the current financial environment, this position is not being requested at this time.

FINANCE

6110.000	Salaries-Regular Pay	48,226.00	48,200.00	17,030.00	(31,196.00)
6111.000	Salaries-Overtime Pay				-
6113.000	Salaries-Differentials	2,268.00	2,300.00	755.00	(1,513.00)
6132.000	Retirement - PERS	11,055.00	11,100.00	3,140.00	(7,915.00)
6140.000	Life and Disability Insurance	776.00	800.00	260.00	(516.00)
6150.000	Workers Comp Insurance	623.00	600.00	305.00	(318.00)
6160.000	Social Security	3,862.00	3,900.00	1,360.00	(2,502.00)
6170.000	Health and Dental Insurance	8,640.00	8,600.00	4,320.00	(4,320.00)
6210.000	Special Departmental Expenses	500.00	500.00	400.00	(100.00)
6211.000	Office Supplies	800.00	800.00	500.00	(300.00)
6212.000	Maintenance Supplies	200.00	200.00	100.00	(100.00)
6220.000	Telephone				-
6231.000	Payroll Fees	6,000.00	6,000.00	7,500.00	1,500.00
6245.000	Other Contractual Services	30,000.00	30,000.00	15,000.00	(15,000.00)
6255.000	Liability Insurance	75.00	100.00	70.00	(5.00)
6275.000	Subscriptions and Training	750.00	800.00	400.00	(350.00)
6300.000	NSF Checks	300.00	800.00	1,200.00	900.00
6301.000	Bank Charges	1,000.00	500.00	800.00	(200.00)
6544.000	Equipment-Computers				-
	NET CITY COST	115,075.00	115,200.00	53,140.00	(61,935.00)

**City Attorney
Budget Narrative for FY 2012-2013
Budget Unit 150**

DEPARTMENTAL MISSION

The City Attorney is a contracted position that provides the full array of legal services to the City and the Redevelopment Agency. The Mission of the office is to continue to provide the City and Redevelopment Agency with comprehensive legal advice and representation.

ACCOMPLISHMENTS FOR FY 2011-2012

- Continued to provide staff with ongoing assistance in the preparation of staff reports, resolutions, and ordinances
- Provided legal review and advice to the City on forming the Gonzales Redevelopment Successor Agency and Oversight Board
- Provided legal review on several development projects in the Industrial Park, and for the continued acquisition of land necessary for future expansion of the Sewer Treatment Plant
- Provided legal review and advice on the City's Solar Project with Chevron
- Continued to provide legal advice and recommendations to the City Council

DEPARTMENTAL GOALS FOR FY 2012-2013

- Continue to work with staff on a variety of projects
- Continue to assist in identification of means (new procedures and/or programs) by which to reduce exposure to liability
- Identify and collect costs for services being driven by third parties
- Continue to provide legal advice to the Council

FY 2012-2013 RECOMMENDED BUDGET

The Department's FY 2012-2013 Recommended Budget represents a decrease of (\$15,000) or (50%) in expenditures, when compared to the FY 2011-2012 Approved Budget. As a result, the Requested Net City Cost is decreased by (\$15,000)

Personnel

No costs are reflected in this area.

Services and Supplies

The only cost in this area is the appropriation for the contract. A portion of these costs have been spread to other funds as appropriate, and only the amount anticipated for General Fund activities and programs is reflected.

The reason for the decrease is due to more equitably spreading these costs across all funds.

Capital Projects/Fixed Assets

No costs are reflected in this area.

MAJOR POLICY CONSIDERATIONS

There are no major policy considerations being requested in this budget.

CITY ATTORNEY

6230.000 Legal and Accounting	30,000.00	30,000.00	15,000.00	(15,000.00)
NET CITY COST	30,000.00	30,000.00	15,000.00	(15,000.00)

**Community Development Department
Budget Narrative for FY 2012-2013
Budget Unit 160**

DEPARTMENTAL MISSION

The Community Development Department supports the Vision and Mission of the City by providing professional planning services to the City. The Department promotes quality of life in Gonzales through careful attention to the City's physical and social development requirements. The Department promotes economic development consistent with the City Council's goals and City's adopted plans and programs.

DEPARTMENTAL PROGRAMS

The Department processes applications for all physical development involving private land including use permits, sign permits, and subdivisions. The Department works closely with applicants, other City Departments, and County and State agencies to ensure development conforms to requirements and the best contemporary practices. The Department manages environmental review for projects and supports the Planning Commission and City Council, and is also responsible for maintaining and updating the zoning ordinance and Gonzales General Plan. Other activities include grant applications and administration, and affordable housing programs.

The Department also works on economic development through outreach assistance to property owners and developers in promotion of the City.

ACCOMPLISHMENTS FOR FY 2011-2012

Project Processing and Approvals

This year saw continued very slow permitting activity due to the recession. However, several projects moved forward providing for the promise of increased activity in the coming year:

- Completed the initial review of development plans for a proposed multi-tenant full service Healthcare and Wellness Center to be located on a three-acre site along Fifth Street just east of the Highway 101 Interchange. In completing the review of the proposed project, staff sent a draft Site Plan Permit and conditions of project approval to the applicant for review and comment. The applicant has notified staff that the draft Permit and the conditions of approval have been forwarded to the intended developer of the project
- Received a request to process a Development Agreement for Rincon Villages, a Planned Unit Development (PUD) and subdivision for a 138-acre residential project located on the east side of Highway 101. Began discussions and negotiation of the terms associated with the Agreement

- Processed a request to extend the term of the Development Agreement for the Gonzales Agricultural Industrial Park. The term was extended to the year 2012
- Held several discussions with the developer of the proposed Vista de Santa Lucia Wine Center during which time, the developer discussed his business plan, including his ideas regarding including a sustainable energy component into the project's design
- Prepared an Agreement for Council approval to bring a Certified Farmers Market and Marketplace to the City's Central Park
- Approved various Site Plan Permits, Sign Permits, Conditional Use Permit Amendments and Temporary Use of Land Permits

General Plan Implementation

- Continued efforts that began in FY 2011-2012 to prepare a citywide Climate Action Plan. The Plan is an important component of the Gonzales General Plan Sustainability Element, and its adoption is necessary prior to the adoption of any Specific Plan or development approval in the new Urban Growth Area
- Continued efforts started in FY 2011-2012 to develop a Memorandum of Agreement between the City and Monterey County regarding the expansion of the boundaries of the City's Sphere of Influence, and the establishment of planning principles by both Parties to promote logical and orderly development. The Agreement serves to fulfill the requirements of California Government Code Section 56425, regarding the Local Agency Formation Commission of Monterey County's consideration of a request for a City to amend its Sphere of Influence
- Held several meetings with a group of property owners that have real property interest in the majority of land within the City's New Urban Growth Area (UGA). During the meeting, the group discussed the process for moving forward to LAFCO with an application for a Sphere of Influence Amendment to include the UGA in the City's Sphere of Influence
- Prepared and obtained Council approval of a Cost Sharing Agreement to fund the Sphere of Influence Amendment process. Funding for the preparation of technical reports and the application will be provided by a group of property owners that have property within the proposed sphere amendment area

Economic Development and Downtown Revitalization

- Conducted with the Small Business Development Center (SBDC) and student interns from CSUMB a survey of business within the Central Business District, and at the Gonzales Shopping Center seeking information about barriers to successful operation of their businesses
- Assisted several Real Estate brokers with their requests for information for their clients seeking land in an industrial setting, which is appropriately sized for large warehousing or manufacturing facilities (i.e., food processing)
- Continued economic promotion activities, meet-and-greet, and worked with consultants on related research and reporting
- Worked with City's consultant and several local businesses to complete two CDBG Business Loans, and continued additional loan outreach activities

Business Assistance

- The City's Loan Committee approved two Business Assistance Loans utilizing grant funds that it received in FY 2009-2010 from the State's Small Cities Community Development Block Grant (CDBG) Program (i.e., #09-EDEF-6530). The amounts of the loans were \$105,000 and \$100,000, which amounts were used to purchase equipment and provide working capital to each business
- Coordinated with the former owner of the Latte Café to assign a business assistance loan, originally awarded in the amount of \$70,000 to a new group of owners. The assignment of the terms and conditions of the loan and the assumption by the new owners group assures that loan payments remain stable, which the principal and interest payments are used by the City to make additional loans to qualifying parties
- In March 2012, the City completed a market analysis of its business environment in support of its successful Business Assistance Loan Program. The analysis evaluated the market for small business lending in Gonzales, and provided a projection of likely loan activity under the proposed program
- In April 2012, the City submitted an application to the Small Cities Community Development Block Grant (CDBG) Program seeking \$400,000 from the State's 2012 CDBG Program Allocation to recapitalize the City's successful Business Assistance Loan Program

Grant Programs & Administration

- In October 2011, the City was awarded a CDBG Planning & Technical Assistance Grant in the amount of \$120,960. The grant funds will be used in support of the following activities:
 - Preparation of technical studies in support of the completion of plans for the City's proposed Community Center (\$70,000);
 - Preparation of an Economic Development Strategy and Plan, which includes specific linkages within the plan to programs and funding availability through the state CDBG program (i.e., Business Assistance and Micro-enterprise Programs), and Federal Economic Development Administration (\$35,000); and
 - Analysis of local health indicators in support of the development and programming of the proposed Gonzales Health and Wellness Center (\$15,960).
- In December 2011, the City was awarded a grant in the amount of \$400,000 from the State's HOME Investment Partnerships Program. The grant funds will be used to provide low interest loans to home owners for a variety of home-owner occupied rehabilitation activities.

Interagency Coordination

- Participated as an interview panelist with the Monterey Bay Area Unified Air Pollution Control District (MBUAPCD) in assisting in the selection of a Supervising Air Quality Planner

- Reviewed and commented on other agency plans, and actively participated in various technical committees, and worked with the AMBAG in regards to Climate Action Planning and revisions to 2008 population and employment forecasts
- Reviewed and prepared comments regarding the content of an Initial Study/Notice of Preparation circulated by the Salinas Valley Solid Waste Authority proposing the preparation of Environment Impact Report for a Conversion Technology Project at the Johnson Canyon Landfill
- Began working with the County Economic Department on efforts to support the implementation programs of the County's Agricultural and Winery Corridor Area Master Plan, specifically as those measures address the River Road Corridor near Gonzales
- Participated in efforts by the County to become designated as a Community Development Block Grant (CDBG) Entitlement County. Gonzales' participation with the County would mean a stable source of grant funding available for City program activities
- Coordinated with the County and other Cities within the Salinas Valley in regard to sustainability and economic development
- Assist the Successor Agency of the former Gonzales Redevelopment Agency in the sale of the former Wells Fargo Bank Building/Windmill Restaurant at 346 Alta Street
- Serve as staff presenter at the Successor Agency Oversight Board meetings

Public Awareness and Engagement

Planning staff presented a workshop in February 2012 that was focused on the inner-workings of the California Environmental Quality Act (CEQA), and how projects in California are reviewed for their impact on the environment. The workshop also included a discussion regarding public participation in a planning process, and tips for making effective public comments.

DEPARTMENTAL GOALS FOR FY 2012-2013

New initiatives will be carefully managed and limited due to budget constraints. New project review activities will be undertaken only upon receipt of application fees or reimbursement agreements from applicants, or when assigned through the City Manager. Efforts will be focused on completing projects for which funding is in place.

Project Processing and Approvals

- Continue discussions and negotiations of the terms of a Development Agreement for the Rincon Villages Project. Conduct public hearing before the Planning Commission and City Council with adoption by the Council
- Complete the processing of a Site Plan Permit for a proposed multi-tenant full service Healthcare and Wellness Center to be located on a three-acre site along Fifth Street just east of the Highway 101 Interchange
- Complete the processing of the appropriate application and technical studies for a sustainable energy component for the proposed Vista Santa Lucia Wine Center

- Process, and if appropriate, approve various Site Plan Permits, Sign Permits, Conditional Use Permit Amendments and Temporary Use of Land Permits

General Plan Implementation

- Complete a draft of a City-wide Climate Action Plan; conduct a review of the Plan by the Climate Action Plan Technical Advisory Committee, General Plan Citizens Advisory Committee and other interested parties. Present the Plan to the Planning Commission and then to the Council for their consideration and adoption
- Complete the negotiation of a Memorandum of Agreement between the City and Monterey County regarding the expansion of the boundaries of the City's Sphere of Influence, and the establishment of planning principles by both Parties to promote logical and orderly development. The Agreement will be used by Monterey LAFCO in its consideration of approving the City's request to amend its Sphere of Influence
- Prepare and submit an application to Monterey County LAFCO to amend its Sphere of Influence to include the territory within the New Urban Growth Area of the City's 2010 General Plan.

Economic Development and Downtown Revitalization

- Conduct a survey of Gonzales residents seeking information about shopping patterns, preferences and needs. Use the results of the survey to develop an economic development strategy tailor specifically for Gonzales in regarding to business recruitment and attraction
- Assist Real Estate brokers with their requests for information for their clients seeking land in an industrial setting, which is appropriately sized for large warehousing or manufacturing facilities (i.e., food processing)
- Continue promoting economic opportunities and activities, meet-and-greet, and work with consultants on related research and reporting
- Work with the City's Economic Development Committee on an economic development strategy for business retention, development and attraction.

Business Assistance

If the City receives a CDBG grant from the 2012 CDBG Program Allocation, work with the City's consultant and local businesses to complete three CDBG business loans, and continue additional loan outreach activities

Grant Programs & Administration

- Complete the studies associated with the Planning and Technical Assistance grant awarded to the City in FY 2011-2012
- Begin implementation of the HOME rehabilitation grant for home-owner occupied dwellings, including advertising, marketing the program and funding rehabilitation activities

- Continue to search out new grant opportunities and apply whenever feasible

Interagency Coordination

- Continue to coordinate with the County Economic Department on efforts to support the implementation programs of the County's Agricultural and Winery Corridor Area Master Plan
- Work with the County Economic Development Department on completing the application to federal Department of Housing and Urban Development seeking designation of the County as a CDBG Entitlement County
- Actively participate with AMBAG in regard to Climate Action Planning and revisions to 2008 population and employment forecasts
- Review and prepare comments regarding an the content of an Environmental Impact Report circulated by the Salinas Valley Solid Waste Authority proposing a Conversion Technology Project at the Johnson Canyon Landfill
- Coordinate with the County and other Cities within the Salinas Valley in regards to sustainability and economic development
- Assist the Successor Agency of the former Gonzales Redevelopment Agency in the sale of the former Wells Fargo Bank Building/Windmill Restaurant at 346 Alta Street
- Serve as staff presenter at the Successor Agency Oversight Board meetings

Public Awareness and Engagement

Present a community workshop focused on the inner-workings of the California Environmental Quality Act (CEQA), and how projects in California are reviewed for their impact on the environment. The workshop will include information regarding public participation in a planning process, and tips for making effective public comments.

FY 2012-2013 RECOMMENDED BUDGET

The Department's FY 2012-2013 Recommended Budget represents an overall decrease in expenditures of (\$66,428) or (26%), and a decrease in revenues of (\$26,000) or (65%), when compared to the FY 2011-2012 Approved Budget. As a result, the Requested Net Cost is decreased by (\$40,428).

Revenues

Revenues are projected to be down reflective of the depressed economy. There does not appear to be many large planning projects on the horizon. Although, processing an application for a new industrial building in the Industrial Park, and the Health and Wellness Center could slightly increase projected revenues.

Personnel

The decrease in this budget is due to shifting a portion of staff costs to the Gonzales Successor Agency, and to other funds. Due to the vacant staff position in the Finance Department, planning staff has been reassigned a few hours a day to cover the workload.

Contractual Services

Costs within this category primarily reflect the fixed costs associated with the Department, including information technology and file services and payment of the annual administrative charges associated with Monterey County Local Agency Formation Commission.

Capital Projects/Fixed Assets

There are no capital projects or fixed assets reflected in this budget.

MAJOR POLICY CONSIDERATIONS

There are no major policy considerations reflected in this budget.

PLANNING

Revenues

5623.000	Housing Authority PILOT	6,000.00	6,000.00	6,000.00	-
5710.000	Home Occupation Fees	200.00	200.00	200.00	-
5711.000	Plan Check Fees				-
5712.000	Planning & Zoning Fees	33,000.00	11,500.00	6,000.00	(27,000.00)
5713.000	General Plan Revision Fees				-
5820.000	Other Income - Misc Payments				-
5821.000	Other Income - Reimbursements	1,000.00	2,000.00	2,000.00	1,000.00
xxxx.000	Transfer from 200				-
	Total	40,200.00	19,700.00	14,200.00	(26,000.00)
6110.000	Salaries-Regular Pay	139,714.00	139,700.00	104,245.00	(35,469.00)
6111.000	Salaries-Overtime Pay				-
6113.000	Salaries-Differentials	1,851.00	1,900.00	972.00	(879.00)
6120.000	Unemployment Insurance				-
6131.000	Deferred Compensation Expense	2,854.00	2,900.00	2,335.00	(519.00)
6132.000	Retirement - PERS	31,711.00	31,700.00	23,526.00	(8,185.00)
6140.000	Life and Disability Insurance	2,210.00	2,200.00	1,640.00	(570.00)
6150.000	Workers Comp Insurance	1,390.00	1,400.00	950.00	(440.00)
6160.000	Social Security	10,831.00	10,800.00	8,050.00	(2,781.00)
6170.000	Health and Dental Insurance	27,000.00	27,000.00	18,415.00	(8,585.00)
6210.000	Special Departmental Expenses	500.00	500.00		(500.00)
6211.000	Office Supplies	1,000.00	1,000.00	500.00	(500.00)
6212.000	Maintenance Supplies				-
6220.000	Telephone	100.00	100.00	100.00	-
6245.000	Other Contractual Services	24,500.00	20,000.00	17,500.00	(7,000.00)
6255.000	Liability Insurance	500.00	500.00	500.00	-
6260.000	Advertising	7,000.00	7,000.00	4,000.00	(3,000.00)
6265.000	Printing			500.00	500.00
6270.000	Transportation and Travel			1,500.00	1,500.00
6275.000	Subscriptions and Training	1,000.00	1,000.00	1,000.00	-
	Total	252,161.00	247,700.00	185,733.00	(66,428.00)
	NET CITY COST	(211,961.00)	(228,000.00)	(171,533.00)	(40,428.00)

**General Governmental Buildings
Budget Narrative for FY 2012-2013
Budget Unit 170**

DEPARTMENTAL MISSION

This budget is administered by the Public Works Department whose Mission is to enhance the quality of life of our residents in an environment of safety, courtesy, integrity, and respect. In order to do so, the Department: 1) recognizes quality service to our customers, and the residents of this community are our number one priority; 2) recognizes that a "can-do" attitude is our most valuable resource; 3) provides all services in an ethical, honest, and equitable manner; 4) demonstrates pride and commitment to the work being done by being enthusiastic and professional; 5) is committed to providing services that are responsive, innovative, and fiscally sound; and 6) recognizes the critical importance of working in partnership with the business community in developing a diverse, economically stable City.

DEPARTMENTAL PROGRAMS

This budget is used to reflect general fund purpose expenditures to all departments. In addition, it covers the rent payments for the City Hall building.

ACCOMPLISHMENTS FOR FY 2011-2012

Provided building and general maintenance services to the following locations, including janitorial services to both City Hall and the Public Safety Department:

423 Center Street	325 Center Street	225 Elko Street
109 Fourth Street	117 Fourth Street	147 Fourth Street
133 Fourth Street	421 Center Street	304 Day Street
346 Alta Street -Windmill	107 Centennial Drive	126 Fifth Street

DEPARTMENTAL GOALS FOR FY 2012-2013

This coming fiscal year presents an opportunity to work toward providing sound City rented or leased facilities services.

FY 2012-2013 RECOMMENDED BUDGET

The Department's FY 2012-2013 Recommended Budget represents an overall decrease of (\$33,971) or (27%) in expenditures when compared to the FY 2011-2012 Approved Budget. As a result, the Requested Net City Cost is decreased by (\$33,971).

Services and Supplies

This budget has been used to fund the janitor and janitorial supplies for the Public Safety Department, City Hall and other City facilities. In addition, it reflects the lease payment for City Hall. The overall increase is the new impact of eliminating the custodian contract, but absorbing expenses formally charged to the Redevelopment Agency.

Capital Projects/Fixed Assets

There are no capital projects or fixed assets reflected at this time.

MAJOR POLICY CONSIDERATIONS

The major policy consideration reflected in this budget is the elimination of contracted janitorial services for the Public Safety Department and City Hall, and no capital outlay improvements. However, in the future, as the resources of the City improve, it will be important to establish a reserve maintenance fund to keep up with needed improvements to the buildings and protect this asset.

In addition, staff will work with the Public Safety Department to develop a plan to demolish the Old Public Works Shop, and reconfigure the area to provide more parking for the fire trucks. Staff is exploring a grant opportunity for this project.

Finally, should the State Budget impacts on the City be greater than anticipated, this budget will be recommended for future reduction, possibly by reducing and/or eliminating the maintenance supplies.

GENERAL GOVERNMENT BLDG

6210.000	Special Departmental Expenses	500.00	500.00	400.00	(100.00)
6212.000	Maintenance Supplies	1,500.00	2,000.00	2,500.00	1,000.00
6213.000	Oils and Lubricants				-
6220.000	Telephone				-
6225.000	Utilities	15,000.00	5,000.00	-	(15,000.00)
6245.000	Other Contractual Services	40,000.00	20,000.00	17,000.00	(23,000.00)
6250.000	Rental	67,000.00	67,000.00	70,129.00	3,129.00
6260.000	Advertising				-
6520.000	Capital Outlay-Buildings				-
6530.000	Capital Outlay-Improvements				-
6540.000	Capital Outlay-Equipment				-
	NET CITY COST	124,000.00	94,500.00	90,029.00	(33,971.00)

**Non-Departmental
Budget Narrative for FY 2012-2013
Budget Unit 200**

DEPARTMENTAL MISSION

This budget is administered by the Public Works Department whose Mission is to enhance the quality of life of our residents in an environment of safety, courtesy, integrity, and respect. In order to do so, the Department: 1) recognizes quality service to our customers, and the residents of this community are our number one priority; 2) recognizes that a "can-do" attitude is our most valuable resource; 3) provides all services in an ethical, honest, and equitable manner; 4) demonstrates pride and commitment to the work being done by being enthusiastic and professional; 5) is committed to providing services that are responsive, innovative, and fiscally sound; and 6) recognizes the critical importance of working in partnership with the business community in developing a diverse, economically stable City.

DEPARTMENTAL PROGRAMS

This budget is co-shared with the Finance Department, which provides various support services to all of the City Departments such as postage, office supplies, lease agreements, automotive, property insurance, and First Aid supplies.

ACCOMPLISHMENTS FOR FY 2011-2012

Continued to effectively provide support to the City's Departments.

DEPARTMENTAL GOALS FOR FY 2012-2013

- This coming fiscal year presents an opportunity to continue to provide sound interdepartmental support services
- Continue to maintain the various support contracts and lease agreements
- Continue to provide stable management of City assets and employee services

FY 2012-2013 RECOMMENDED BUDGET

The Department's FY 2012-2013 Recommended Budget represents an overall increase of (\$4,897) or (6.7%) in expenditures, when compared to the FY 2011-2012 Approved Budget. As a result, the Requested Net City Cost is increased by \$4,897.

The reason for the change is minor increases in telephone, maintenance supplies, and utilities.

Personnel

There are no personnel expenditures reflected in this budget.

Services and Supplies

This budget reflects funding for the:

- City Telephone and Utilities
- Office Supplies
- Postage and Mail services
- Public Hearing Notices & Legal Notices
- County Administrative Fee

Capital Projects/Fixed Assets

There are no capital projects or fixed assets reflected in this budget.

MAJOR POLICY CONSIDERATIONS

There are no major policy considerations reflected in this budget. However, all expenditures are being evaluated in this budget for further reduction.

NONDEPARTMENTAL

				-	
6210.000	Special Departmental Expenses	7,000.00	7,000.00	7,000.00	-
6211.000	Office Supplies	7,500.00	7,500.00	7,500.00	-
6212.000	Maintenance Supplies	500.00	500.00	1,500.00	1,000.00
6220.000	Telephone	4,000.00	4,000.00	5,000.00	1,000.00
6225.000	Utilities	14,000.00	15,000.00	16,900.00	2,900.00
6230.000	Legal and Accounting				-
6245.000	Other Contractual Services	20,000.00	20,000.00	20,000.00	-
6250.000	Rental	5,300.00	5,300.00	5,300.00	-
6255.000	Liability Insurance	38.00	-	35.00	(3.00)
6260.000	Advertising	-	43.00	-	-
6270.000	Transportation and Travel				-
6275.000	Subscriptions & Train	-	50.00	-	-
6315.000	County Administrative Fees	15,000.00	15,000.00	15,000.00	-
	NET CITY COST	73,338.00	74,393.00	78,235.00	4,897.00

**Police Department
Budget Narrative for FY 2012-2013
Budget Unit 300**

DEPARTMENTAL MISSION

The Gonzales Police Department supports the Vision and Mission of the City by providing public safety services to all our residents, businesses, and visitors. These services are provided using a cooperative community policing philosophy, in which the Department works with the residents to solve crime and quality of life issues in our diverse community.

The number one concern of the Department is the safety of all of our residents, businesses, and visitors. The Department takes a zero tolerance to crime and works aggressively to solve crimes that do occur.

The Gonzales Police Department supports and protects commercial, industrial, and educational institutions in the area. The Department provides advice as requested, and aides in crime prevention.

ACCOMPLISHMENTS FOR FY 2011-2012

During the FY 2011-2012, the Police Department accomplished many of the goals including the following:

- The Department operated with eleven sworn Officers, two full-time Support/Records staff, and one full-time Animal Control/Community Service Officer. The Department currently has two vacant sworn positions: one Sergeant and one Officer. Even with the vacant positions unfilled, the Department has been able to provide the public safety services required by our residents, businesses, and visitors
- The Department took major enforcement efforts against gang members that live in Gonzales. With the funding obtained through the Cal-Grip grants, the Department stepped up its gang enforcement, prevention, and intervention efforts. As a result of these efforts, our gang related crime is down
- The Department worked with Soledad, Greenfield, and King City to obtain another Cal-Grip Gang Reduction Grant from the State of California. The Cities continued to work collaboratively to implement gang suppression, diversion, and education programs
- The Department has continued to address the crime and quality of life issues through the Community Policing Program. The program has shown an overall decrease in the number of crimes committed against businesses within our community
- The Department recruited and trained five Reserve Officers

DEPARTMENTAL GOALS FOR 2012-2013

- Continue to work with the residents of our City to address the crime and quality of life issues that we are facing
- Continue gang suppression, intervention and prevention efforts through the 4 Cities 4 Peace (4C4P) and the Cal-Grip Initiatives
- Increase the Community Policing efforts to reach all segments of our community
- Improve business outreach efforts
- Improve collaborative efforts with the Gonzales School District to improve youth interaction
- Increase the role of the Clergy Council in crime prevention and quality of life concerns
- Increase the Reserve Officer Program from 5 to 7
- Apply for additional funding as opportunities arise

FY 2012-2013 RECOMMENDED BUDGET

The Department's FY 2012-2013 Recommended Budget represents an overall increase of \$11,218 or .6% in expenditures, and \$1,250 or 1.4% in revenues, when compared to the FY 2011-2012 Approved Budget. As a result, the Requested Net City Cost is increased by \$9,968 or .6% increase over last year's budget.

Revenues

The Department continues to see revenue from Vehicle Code related fines down from previous years. There has been a decrease in POST reimbursements for officer training. These reductions are based on the fact that the Department has decreased POST training to the minimum level to control budget impact.

Revenue is projected for COPS Fast, and Supplemental Law Enforcement programs. Either of these sources could be in jeopardy.

The CalGrip Grants will allow for some overtime costs to be funded through the grant as they relate to gang prevention and suppression. This should allow for the Department to control overtime costs, even with the vacant positions left unfilled.

Personnel

While no new personnel are being requested for FY 2012-2013, the Department is currently operating with eleven sworn personnel and 3 non-sworn personnel. The Department is able to provide adequate public safety services with the current number of employees. It is recommended that the vacant Sergeant and Officer positions be left unfilled for the FY 2012-2013 budget.

Services and Supplies

The Recommended FY 2012-2013 Budget reflects increases in the area of contractual services. This is based on increases in County Communications' fees and ACJIS fees that are being passed on to the City by the County of Monterey. There is currently no other provider for these services for the City to pursue in an effort to decrease costs. The City continues to work with other jurisdictions to identify a cheaper provider for such services. In the case of County Communications, the Department has looked at the cost of providing the services itself or a regional approach, such as Southern Monterey County. The analysis showed that the City's overall cost would increase from what we are currently paying the County for such services.

The Department continues its efforts to control supply costs by limiting the amount of printed material, fuel usage, training, and office supplies.

Capital Projects/Fixed Assets

The FY 2012-2013 Recommended Budget reflects funding for new radio equipment required as part of the County's Next Generation radio system. In FY 2010-2011, the Council approved a lease purchase of three patrol cars, among other equipment, but in order to manage fiscal resources, the payments from this budget will not start until FY 2012-2013. However, the payment for the patrol cars is reflected in the Police Impact Fund 220. The Department has found that leasing patrol units allows us to replace our aging vehicle fleet, while minimally impacting the general fund.

MAJOR POLICY CONSIDERATIONS

If the Governor attempts to keep the COPS funding, which is approximately \$100,000 to our City to fill the State's Budget gap is allowed to stand, the general fund would need to bare the reduced revenue from Fund 150. The Department continues to apply for federal grant funding to help offset some of the personnel costs that we currently face.

The Department is currently proposing no major policy changes. The Department will continue to use the Community Policing model as its foundation for providing public safety services to our residents. While there are some costs associated with this program, the overall success of the program far outweighs those costs.

POLICE DEPARTMENT

Revenues

5310.000 Animal Licenses	1,000.00	1,000.00	1,000.00	-
5320.000 Bicycle Licenses	100.00	50.00	50.00	(50.00)
5335.000 Dance Permits	500.00	300.00	300.00	(200.00)
5410.000 Vehicle Code Fines	8,000.00	10,000.00	10,000.00	2,000.00
5621.000 P.O.S.T. Reimbursement	2,000.00	2,000.00	3,500.00	1,500.00
5637.000 Grant Proceeds	17,000.00	17,000.00	50,000.00	33,000.00
5720.000 Police Service Fees	20,000.00	20,000.00	25,000.00	5,000.00
5962.000 Transfers from Fund 216	40,000.00	40,000.00	-	(40,000.00)
Total	88,600.00	90,350.00	89,850.00	1,250.00

Expenditures

6110.000 Salaries-Regular Pay	836,650.00	836,700.00	848,665.00	12,015.00
6111.000 Salaries-Overtime Pay	60,000.00	80,000.00	60,000.00	-
6112.000 Salaries-Extra Help				-
6113.000 Salaries-Differentials	62,351.00	62,400.00	66,070.00	3,719.00
6114.000 Workers Compensation Payment				-
6120.000 Unemployment Insurance				-
6130.000 Retirement - ICMA				-
6131.000 Deferred Compensation Expense	3,373.00	3,400.00	3,330.00	(43.00)
6132.000 Retirement - PERS	205,044.00	205,000.00	182,800.00	(22,244.00)
6140.000 Life and Disability Insurance	13,024.00	13,000.00	13,215.00	191.00
6150.000 Workers Comp Insurance	66,630.00	66,600.00	50,475.00	(16,155.00)
6160.000 Social Security	73,570.00	73,600.00	74,570.00	1,000.00
6170.000 Health and Dental Insurance	65,250.00	65,300.00	65,250.00	-
6210.000 Special Departmental Expenses	30,000.00	25,000.00	20,000.00	(10,000.00)
6211.000 Office Supplies	4,000.00	4,000.00	4,000.00	-
6212.000 Maintenance Supplies	10,000.00	10,000.00	10,000.00	-
6213.000 Oils and Lubricants	20,000.00	20,000.00	30,000.00	10,000.00
6220.000 Telephone	10,000.00	10,000.00	14,000.00	4,000.00
6225.000 Utilities	18,000.00	20,000.00	22,000.00	4,000.00
6230.000 Legal and Accounting				-
6245.000 Other Contractual Services	200,000.00	200,000.00	230,000.00	30,000.00
6250.000 Rental				-
6255.000 Liability Insurance	7,665.00	7,700.00	7,400.00	(265.00)
6260.000 Advertising	1,000.00	1,000.00	1,000.00	-
6265.000 Printing			500.00	500.00
6270.000 Transportation and Travel	1,000.00	1,000.00		(1,000.00)
6275.000 Subscriptions and Training	5,000.00	5,000.00	10,000.00	5,000.00
6542.000 Vehicles				-
6544.000 Equipment-Computers	11,500.00	11,500.00	2,000.00	(9,500.00)
Total	1,704,057.00	1,721,200.00	1,715,275.00	11,218.00
NET CITY COST	(1,615,457.00)	(1,630,850.00)	(1,625,425.00)	9,968.00

**Fire Department
Budget Narrative for FY 2012-2013
Budget Unit 310**

DEPARTMENTAL MISSION

The Gonzales Fire Department is committed to providing fire prevention and suppression to the residents of our City and Rural Fire District in a friendly, cost-effective manner to insure the safety of our residents and businesses. The Department continues to work collaboratively with other public safety agencies to maintain the highest quality of service and serve those in our diverse community.

ACCOMPLISHMENTS FOR FY 2011-2012

During the FY-2011-2012 Approved Budget, the Gonzales Fire Department was able to accomplish the following goals:

- Provide public safety services to our residents in a safe and effective manner
- Maintain its volunteer staff to 16 members and one career Fire Engineer
- Manage a grant to assist with recruitment and retention of Volunteer Firefighters
- Continue the training program to better prepare Volunteer Firefighters towards Firefighter 1 certification
- Develop and implement new policy and procedure manual for Volunteer Firefighters

DEPARTMENTAL GOALS FOR FY 2012-2013

- Continue to search out grant opportunities to assist the City with maintaining and replacing Fire Department equipment
- Work towards increasing the Volunteer Firefighting force to 25 members
- Continue to work collaboratively with other public safety agencies to ensure that the residents of our City are receiving the best public safety services available, such as the Auto-Aid Agreements
- Continue instruction in CPR, First Aid, and disaster preparedness to our residents and businesses to ensure Gonzales is prepared for an emergency
- Become more active in fire prevention, investigation, and inspections to insure the safety of our residents and firefighters in both, the City and Rural Fire District
- Monitor efforts to further improve policies and procedures
- Continue to train Firefighters towards Firefighter 1 certification

FY 2012-2013 RECOMMENDED BUDGET

The Department's FY 2012-2013 recommended budget represents an overall decrease of (\$3,577) or (1.6%) in expenditures, and an increase in revenue of \$57,000 or 33%, when compared to the FY 2011-2012 Approved Budget. As a result, the Requested Net City Cost is decreased by (\$60,577).

Revenues

The Department operates on funds obtained from General Fund, the Gonzales Rural Fire Protection District, Special EMS Assessments, and other grants. The City will also see approximately \$7,500 in funding from CSA-74 monies that are collected by the County to provide medical supplies, training and equipment. The reason for the increase is due to grant funds, and a better estimate of the proceeds received from the Rural Fire District.

Personnel

The Department is requesting no additional full-time personnel during this Recommended FY 2012-2013 Budget. The overall firefighter costs may increase if more Volunteer Firefighters are brought into the Department and/or call volume increases.

Services and Supplies

The Recommended FY 2012-2013 Budget reflects increases in supplies and services from the FY 2011-2012 Approved Budget. The Department is working harder to maintain equipment using in house staff and thus, has been able to reduce the overall cost of this maintenance. The Department will also forgo some preventative maintenance during the year in an attempt to control overall operating costs. Radio upgrades required for the County's Next Generation radio system and grant funded projects, are the only increases in the proposed budget.

Capital Projects/Fixed Assets

The Department, in trying to maintain the City's policy on fiscal responsibility, has scheduled no capital projects or fixed assets purchases (over \$1,000) during the FY 2012-2013 recommended budget.

MAJOR POLICY CONSIDERATIONS

While the City continues to use General Fund monies to support the Fire Department's efforts, the overall costs for fire protection in Gonzales is minimal compared to other jurisdictions. This is only accomplished through the efforts and dedication of the Officers and Volunteer Firefighters.

FIRE DEPARTMENT

Revenues

5162.000	Special Assessment - EMS Svcs	10,000.00	10,000.00	16,500.00	6,500.00
5637.000	Grant Proceeds	23,000.00	23,000.00	40,000.00	17,000.00
5673.000	EMS C5A 74	6,000.00	6,000.00	7,500.00	1,500.00
5730.000	Rural Fire District	130,000.00	130,000.00	160,000.00	30,000.00
5731.000	SAFER Grant				-
5821.000	Other Income-Reimbursements			2,000.00	2,000.00
Total		169,000.00	169,000.00	226,000.00	57,000.00

Expenditures

6110.000	Salaries-Regular Pay	128,831.00	128,800.00	100,000.00	(28,831.00)
6111.000	Salaries-Overtime Pay	3,000.00	2,000.00	1,000.00	(2,000.00)
6112.000	Extra Help				-
6113.000	Salaries-Differentials	1,000.00	1,000.00	1,000.00	-
6120.000	Unemployment Insurance				-
6131.000	Deferred Compensation Expense				-
6132.000	Retirement - PERS	15,876.00	15,900.00	13,775.00	(2,101.00)
6140.000	Life and Disability Insurance	1,098.00	1,100.00	1,100.00	2.00
6150.000	Workers Comp Insurance	5,224.00	5,200.00	5,224.00	-
6160.000	Social Security	10,162.00	10,200.00	9,840.00	(322.00)
6170.000	Health and Dental Insurance	10,810.00	10,800.00	10,800.00	(10.00)
6210.000	Special Departmental Expenses	10,000.00	15,000.00	20,000.00	10,000.00
6211.000	Office Supplies	200.00	200.00	100.00	(100.00)
6212.000	Maintenance Supplies	6,000.00	6,000.00	6,000.00	-
6213.000	Oils and Lubricants	2,500.00	2,500.00	5,000.00	2,500.00
6214.000	Vehicle Maintenance			10,000.00	10,000.00
6220.000	Telephone	490.00	500.00		(490.00)
6225.000	Utilities	4,000.00	4,000.00	5,000.00	1,000.00
6245.000	Other Contractual Services	15,000.00	11,000.00	13,500.00	(1,500.00)
6250.000	Rental				-
6255.000	Liability Insurance	3,025.00	3,000.00	5,300.00	2,275.00
6260.000	Advertising			5,000.00	5,000.00
6275.000	Subscriptions and Training	1,000.00	1,500.00	2,000.00	1,000.00
6540.000	Capital Outlay-Equipment				-
6541.000	Capital Outlay-Machinery				-
Total		218,216.00	218,700.00	214,639.00	(3,577.00)
	NET CITY COST	(49,216.00)	(49,700.00)	11,361.00	(60,577.00)

**Building & Fire Marshal Department
Budget Narrative for FY 2012-2013
Budget Units 320 & 330**

DEPARTMENTAL MISSION

The Building Department supports the Vision and Mission of the City by providing leadership, commitment, and resources for excellent service in a friendly cost-effective manner necessary to ensure the safety of our built environment.

DEPARTMENTAL PROGRAMS

- Fire Marshal functions are part of the Building Department and includes the comprehensive Fire Prevention Programs for the City of Gonzales and the Gonzales Rural Fire Protection District
- Inspection of buildings and facilities during and after construction
- Conduct plan reviews for building and fire life safety code compliance
- Conduct Fire Inspections for Rural Fire District
- Continue to implement Green Building requirements and programs
- Conduct Fire Investigations for cause and origin with cooperation with the Fire Department
- Coordinate the Code Enforcement Program

ACCOMPLISHMENTS FOR FY 2011-2012

- Performed fire investigation to determine origin and cause
- Constructed an Animal Control Holding Facility
- Completed Plan Review for Chevron Solar Project
- Coordinated permit and inspections for various telecommunication company antenna placements
- Expedited Plan Checks for both Commercial and Residential Permits
- Completed Plan Review and Inspections for expansion of Pure Pacific Organics
- Improved relations between Gonzales Fire and Fire Marshal's Office for Rural Inspections (coordination)
- Completed state mandated training to maintain credentials
- Improved customer service in inspection timelines and plan reviews
- Received Certification for Stormwater Inspector from NPDES
- Completed Plan Review and Inspections for Subway Sandwiches
- Completed Plan Review and Inspections for Dole Fresh Vegetables
- Initiated Green Halo System for tracking Construction and Demolition waste recycling

DEPARTMENTAL GOALS FOR FY 2012-2013

- Review/Approve special events application permits
- Conduct annual business inspection for all businesses in the City of Gonzales, and the Gonzales Rural Fire Protection District
- Conduct investigations into the origin and cause of all major fires
- Continue participation in training/education with the Monterey County Fire Prevention Officers Association and California Building Officials
- Conduct all fire plan reviews for plans submitted through the Monterey County Building and Planning Division concerning building activities within the Rural Fire District
- Conduct and coordinate all burn permits/inspection for all agricultural controlled burning within the boundaries of the Rural Fire District
- Coordinate all building/fire life safety plan reviews between all involved City Departments
- Implement fee collection for building/fire plan check reviews and associated fire inspection fees as approved by the City Council and the Gonzales Rural Fire Protection District Board of Commissioners
- Conduct inspections of approved fire suppression systems and devices being installed within the Rural Fire Protection District jurisdictional boundaries
- Issue required building/fire permits for all in-house City projects to establish documentation standards
- Continue to participate in coordination meeting for major project development
- Maintain business license compliance to include all outside service vendors within the City
- Implement Inspection Program for Employee Housing

FY 2012-2013 RECOMMENDED BUDGET

Building

The Building Department's FY 2012-2013 Recommended Budget represents an overall decrease of (\$1,786) or (1.3%) in expenditures, and an increase of \$24,834 or 30.6% in revenues, when compared to FY 2011-2012 Approved Budget. As a result, the Requested Net City Cost is decreased by (\$26,620).

Fire Marshal

The Fire Marshal Department's FY 2012-2013 Recommended Budget reflects an increase of \$375 or 25% in expenditures, when compared to FY 2011-2012 Approved Budget.

Revenues

All revenue for these two budgets is reflected within the Building Budget under General Revenues. An increase is anticipated based on the expected level of development.

Personnel

Associated costs for personnel for these two budgets are included within the Building Budget, with no increases projected.

Services and Supplies

The proposed budget reflects increases in supplies and reflects decreases in expenditures in both budgets.

Capital Projects / Fixed Assets

No capital projects or fixed assets are reflected in the budget.

MAJOR POLICY CONSIDERATIONS

There are no major policy considerations reflected in this budget, other than those approved previously by the City Council.

BUILDING

Revenues

5330.000	Building Permits	9,000.00	9,000.00	36,870.00	27,870.00
5329.000	Building Standards Admin Fee	150.00	100.00	352.00	202.00
5331.000	Fire Permit Fees	400.00	400.00	480.00	80.00
5332.000	SMIP Fee	1,275.00	150.00	1,520.00	245.00
5333.000	System Automation Fee	5,300.00	1,200.00	1,400.00	(3,900.00)
5334.000	Deconstruction, Demolition & Co	1,250.00	1,500.00	1,400.00	150.00
5345.000	Building Occupancy Fee	600.00	250.00	666.00	66.00
5350.000	Bldg/Elec/Plumb Permits	34,900.00	10,000.00	31,300.00	(3,600.00)
5351.000	Fire Plan Examination Fees	2,100.00	1,500.00	1,400.00	(700.00)
5360.000	Misc. Building Projects	-	32.00	35.00	35.00
5365.000	Document Storage Fee			125.00	125.00
5640.000	County Housing Projects				-
5711.000	Plan Check Fees	21,504.00	5,000.00	26,153.00	4,649.00
5714.000	Training Fees - Building	1,342.00	500.00	1,524.00	182.00
5777.000	Fire Inspection Fees	3,200.00	3,200.00	2,630.00	(570.00)
					-
					-
	Total	81,021.00	32,832.00	105,855.00	24,834.00

Expenditures

6110.000	Salaries-Regular Pay	84,649.00	84,600.00	84,650.00	1.00
6112.000	Salaries-Extra Help				-
6131.000	Deferred Compensation Expense	2,493.00	2,500.00	2,500.00	7.00
6132.000	Retirement - PERS	18,961.00	19,000.00	16,000.00	(2,961.00)
6140.000	Life and Disability Insurance	1,442.00	1,400.00	1,445.00	3.00
6150.000	Workers Comp Insurance	834.00	800.00	834.00	-
6160.000	Social Security	6,476.00	6,500.00	6,475.00	(1.00)
6170.000	Health and Dental Insurance	16,200.00	16,200.00	16,200.00	-
6210.000	Special Departmental Expenses			100.00	100.00
6211.000	Office Supplies	100.00	100.00	100.00	-
6212.000	Maintenance Supplies	200.00	200.00	150.00	(50.00)
6213.000	Oils and Lubricants			1,800.00	1,800.00
6220.000	Telephone	400.00	400.00	400.00	-
6245.000	Other Contractual Services	590.00	600.00	100.00	(490.00)
6255.000	Liability Insurance	125.00	100.00	150.00	25.00
6260.000	Advertising	120.00	100.00	50.00	(70.00)
6275.000	Subscriptions and Training	150.00	200.00	-	(150.00)
6540.000	Capital-Equipment				-
					-
	Total	132,740.00	132,700.00	130,954.00	(1,786.00)
	NET CITY COST	(51,719.00)	(99,868.00)	(25,099.00)	(26,620.00)

FIRE MARSHALL

	-		-	-
6210.000 Special Departmental Expenses				-
6211.000 Office Supplies	100.00	100.00	60.00	(40.00)
6212.000 Maintenance Supplies	50.00	100.00	-	(50.00)
6213.000 Oils and Lubricants	1,360.00	1,400.00	1,800.00	440.00
6220.000 Telephone				-
6245.000 Other Contractual Services				-
6255.000 Liability Insurance				-
6275.000 Subscriptions and Training			25.00	25.00
NET CITY COST	1,510.00	1,600.00	1,885.00	375.00

**Public Works Department
Budget Narrative for FY 2012-2013
Budget Unit 400**

DEPARTMENTAL MISSION

The Mission of the Public Works Department supports the Vision of the City by working to enhance quality of life of our residents in an environment of safety, courtesy, integrity, and respect. In order to do so, the Department: 1) recognizes quality service to our customers, and the residents of this community are our number one priority; 2) recognizes that a "can-do" attitude is our most valuable resource; 3) provides all services in an ethical, honest, and equitable manner; 4) demonstrates pride and commitment to the work being done by being enthusiastic and professional; 5) is committed to providing services that are responsive, innovative, and fiscally sound; and 6) recognizes the critical importance of working in partnership with the business community in developing a diverse, economically stable City.

DEPARTMENTAL PROGRAMS

The Public Works Department is responsible for the operation and maintenance of the following functions:

- Street Maintenance
- Street Sweeping
- Parks Maintenance
- Building Maintenance
- Automotive & Equipment Maintenance
- Operation and Maintenance of the City's Swimming Pool
- Special Events Support
- Municipal Water System (Operations & Maintenance)
- Wastewater System (Operations & Maintenance)
- Capital Improvements Projects
- Issuance of Encroachment Permits
- Water Cross-Connection Program
- Project Review & Plan Check

The Public Works Department also provides emergency response during and after normal hours, including weekends. The Department assists the community with various services such as water leak detection, assisting with the locations of City right-of-ways, easements & sewer laterals, pick up & disposal of street tree trimmings, etc. The Department also assists the downtown merchants with keeping the downtown business area clean and attractive to the community.

ACCOMPLISHMENTS FOR FY 2011-2012

- Maintained operations at a high level in spite of significant staff shortages
- Provided the day to day operational services to several important City functions including automotive mechanical service to Police, Fire, Non-Departmental, Parks, and Public Works Fleet for approximately 38 vehicles and several pieces of equipment
- Managed and maintained the City Municipal Water & Distribution System, which delivered 1,265 acre-feet or 412 million gallons of potable water to its citizens and businesses from the four active City water wells
- Managed and maintained the City Municipal Sewer Treatment & Collection System receiving some 254,417,502 gallons at the plant headwork
- Managed and maintained six (6) Sewer Pump Stations
- Managed and maintained the City Street Department, which consists of 18.21 street & alley miles, and provided a bi-weekly Street Sweeping Program of 34.38 City curb miles
- Provided general maintenance services to approximately 15 City-owned or leased out facilities
- Participated in consultations with project proponents and general public
- Processed Street Encroachment Permits
- Submitted a Tire-Derived Product (TDP) Grant Program Application

DEPARTMENTAL GOALS FOR FY 2012-2013

- Continue to provide services which enhance the quality of life of our residents and employees in an environment of safety, courtesy, integrity, and respect. We will also endeavor to our utility services without any interruption to our customers in a cost effective manner
- Update the Public Works Standards & Specifications
- Continue to provide day to day operational services to all of the City Departments & Components
- Pursue various grant opportunities (CDBG, and Safe Routes to School)
- Recommend and pursue all avenues to enhance the financial stability of the City General Fund
- Provide leadership and guidance to Department staff
- Pursue the use of technology whenever possible to help offset departmental demand for services
- Continue to provide stable management practices of City assets and development of Department employees through training opportunities

FY 2012-2013 RECOMMENDED BUDGET

The Department's FY 2012-2013 Recommended Budget represents a decrease of (\$6,449) or (10.6%) in expenditures, and (\$700) or (100%) in revenues, when compared to the FY 2011-2012 Approved Budget. As a result, the Requested Net City Cost is decreased by (\$5,749).

Personnel

The Public Works Department currently has vacant positions; however, because the uncertainty surrounding the State Budget and economic downturn, filling some of these positions is not recommended at this time. However, the Public Works Maintenance Supervisor Position authorized last year is planned to be filled this year. Funding of this position will be from City Enterprise funds.

Services and Supplies

This category essentially remained status quo and reflects funding for:

- Safety department supplies
- Employee uniform services
- Department communication contract
- Mechanic training costs
- Annual service contracts- solvent, oil & transmissions

Capital Projects/Fixed Assets

There are no capital projects and/or fixed assets reflected in this budget.

MAJOR POLICY CONSIDERATIONS

The major policy consideration reflected in this budget is the elimination of the vacant positions. Filling these positions will be revisited when the economy and current financial environment improves.

PUBLIC WORKS

Revenues

5277.000 Public Facilities Impact Fees	-			-
5635.000 Highway Carrier Tax	-	-	-	-
5821.000 Other Income - Reimbursements	700.00	700.00	-	(700.00)
Total	700.00	700.00	-	(700.00)

Expenditures

6110.000 Salaries-Regular Pay	30,908.00	30,900.00	26,680.00	(4,228.00)
6111.000 Salaries-Overtime Pay	440.00	400.00	440.00	-
6112.000 Salaries-Extra Help				-
6113.000 Salaries-Differentials	802.00	800.00	600.00	(202.00)
6120.000 Unemployment Insurance				-
6130.000 Retirement - ICMA				-
6131.000 Deferred Compensation Expense	184.00	200.00	185.00	1.00
6132.000 Retirement - PERS	7,204.00	7,200.00	5,230.00	(1,974.00)
6140.000 Life and Disability Insurance	483.00	500.00	455.00	(28.00)
6150.000 Workers Comp Insurance	3,404.00	3,400.00	3,350.00	(54.00)
6160.000 Social Security	2,460.00	2,500.00	2,120.00	(340.00)
6170.000 Health and Dental Insurance	5,859.00	5,900.00	5,860.00	1.00
6210.000 Special Departmental Expenses	800.00	800.00	800.00	-
6211.000 Office Supplies	200.00	200.00	150.00	(50.00)
6212.000 Maintenance Supplies	500.00	500.00	500.00	-
6213.000 Oils and Lubricants	3,200.00	3,200.00	3,400.00	200.00
6220.000 Telephone	225.00	200.00	200.00	(25.00)
6225.000 Utilities				-
6235.000 Engineering & Surveying				-
6245.000 Other Contractual Services	2,600.00	2,600.00	2,600.00	-
6250.000 Rental				-
6255.000 Liability Insurance	1,250.00	1,300.00	1,200.00	(50.00)
6260.000 Advertising				-
6270.000 Transportation and Travel				-
6275.000 Subscriptions and Training	500.00	500.00	800.00	300.00
Expenditures	61,019.00	61,100.00	54,570.00	(6,449.00)
NET CITY COST	(60,319.00)	(60,400.00)	(54,570.00)	(5,749.00)

Parks
Budget Narrative for FY 2012-2013
Budget Unit 500

DEPARTMENTAL MISSION

The Parks Department is administered by the Public Works Department whose Mission supports the Vision of the City by working to enhance the quality of life of our residents and employees in an environment of safety, courtesy, integrity, and respect. In order to do so, the Department: 1) recognizes quality service to our customers, and the residents of this community are our number one priority; 2) recognizes that a "can-do" attitude is our most valuable resource; 3) provides all services in an ethical, honest, and equitable manner; 4) demonstrates pride and commitment to the work being done by being enthusiastic and professional; 5) is committed to providing services that are responsive, innovative, and fiscally sound; and 6) recognizes the critical importance of working in partnership with the business community in developing a diverse, and economically stable City.

DEPARTMENTAL PROGRAMS

- Maintenance and upkeep of all the City's parks
- Provide support for all special events, athletic events, and athletic leagues that utilize the City's parks
- Provide support to the City's Aquatics Program

ACCOMPLISHMENTS FOR FY 2011-2012

- Assisted with all City-wide special events
- Completed daily and weekly routine maintenance tasks
- Removed graffiti within 48 hours
- Repaired vandalism as soon as notified

DEPARTMENTAL GOALS FOR FY 2012-2013

- Provide safe, clean, and aesthetically pleasing parks, open spaces, and right-of-ways within the City
- Ensure that current and future park improvements are adequately maintained
- Maintain the municipal Swimming Pool for safe operations in an efficient and cost effective manner
- Maintain and manage the parks to meet or exceed established recognized standards
- Provide efficient and effective customer service which matches or exceeds the service needs of the residents

- Work with our residents from our Sister City of Tateposco and explore all possibilities of constructing a Kiosk at Central Park
- Overlay the existing concrete basketball court at Central Park with a softer/safer all purpose sports surface via Tire-Derived Product (TDP) Grant Program
- Replace the existing sand playground with ADA approved rubberized mulch at Meyer Park

FY 2012-2013 RECOMMENDED BUDGET

The Department's FY 2012-2013 Recommended Budget represents an increase of \$2,039 or 2.3% in expenditures, when compared to the FY 2011-2012 Approved Budget. As a result, the Requested Net City Cost is increased by \$2,039.

Personnel

Costs in this area are essentially status quo.

Services & Supplies

The change in this category is primarily due to the increase in utilities.

Capital Projects/Fixed Assets

There are no capital expenditures included in the budget.

MAJOR POLICY CONSIDERATIONS

One of the major priorities for the City of Gonzales is to provide quality services and in order to continue toward this goal, the City must begin to contemplate the formation of a "Park & Recreation District" to meet the present funding challenges.

PARKS

6110.000	Salaries-Regular Pay	40,951.00	41,000.00	41,000.00	49.00
6111.000	Salaries-Overtime Pay	1,000.00	1,000.00	1,000.00	-
6113.000	Salaries-Differentials	1,500.00	1,500.00	1,500.00	-
6131.000	Deferred Compensation Expense				-
6132.000	Retirement - PERS	9,733.00	9,700.00	8,195.00	(1,538.00)
6140.000	Life and Disability Insurance	698.00	700.00	700.00	2.00
6150.000	Workers Comp Insurance	556.00	600.00	556.00	-
6160.000	Social Security	3,324.00	3,300.00	3,325.00	1.00
6170.000	Health and Dental Insurance	10,800.00	10,800.00	10,800.00	-
6210.000	Special Departmental Expenses	600.00	600.00		(600.00)
6211.000	Office Supplies				-
6212.000	Maintenance Supplies	6,500.00	6,500.00	6,500.00	-
6213.000	Oils and Lubricants	3,000.00	3,000.00	4,600.00	1,600.00
6220.000	Telephone	300.00	300.00	325.00	25.00
6225.000	Utilities	7,500.00	7,500.00	10,000.00	2,500.00
6235.000	Engineering and Surveying				-
6245.000	Other Contractual Services	2,000.00	2,000.00	2,000.00	-
6250.000	Rental	-			-
6255.000	Liability Insurance	-	-		-
6260.000	Advertising	-	-	-	-
6270.000	Transportation & Travel	-	-	-	-
6275.000	Subscriptions and Training	-	-	-	-
6510.000	Capital Outlay - Land				-
	NET CITY COST	88,462.00	88,500.00	90,501.00	2,039.00

Recreation Services
Budget Narrative for FY 2012-2013
Budget Unit 510

DEPARTMENTAL MISSION

The Recreation Department supports the Vision and Mission of the City by meeting the recreational needs and desires of the residents of Gonzales by developing, implementing, and maintaining quality programs, services, and facilities which are cost effective, creative, and responsive to resident input.

DEPARTMENTAL PROGRAM

This budget reflects all the expenditures and revenues for the City's recreational programming. It includes programs like Youth Soccer, Volleyball, Mini T-Ball, Youth Basketball, Youth Indoor Soccer,

ACCOMPLISHMENTS FOR FY 2011-2012

- Held the largest Health & Safety Fair in Monterey County in collaboration with the Make A Wish Foundation and the Gonzales Police Department
- Worked with several outside agencies to continue City-wide special events including the 4th of July, Cinco de Mayo, Holiday Lights, Health and Safety Fair, and Dia del Niño
- Continued Community Garage Sales and Community Clean Up Day
- Developed and implemented summer field trips for youth, teens, and seniors
- Increased the number of participants in Mini T-Ball and Soccer
- Continued activities such as open courts and open track programs in collaboration with the Gonzales Unified School District
- Implemented Adult Open Gym at Fairview Middle School Joint-Use Gym
- Held the second Environmental Leadership Academy
- Increased communication and volunteerism with Gonzales High School students and staff
- Implemented a successful "Paint the Town Purple" Day to raise awareness about Cancer Awareness and Prevention
- Was awarded the 2012 GEELA (Governors Environmental and Economic Leadership Award) for the 2010 Environmental Leadership Academy
- Established the Gonzales Youth Activities Coalition
- Collaborated with the Arts Council for Monterey County to offer Art & Music programs free of charge to Gonzales Youth
- Collaborated with Gonzales Unified School District on the implementation of the Developmental Assets
- Implemented the Summer Recreation Sponsorship Program

DEPARTMENTAL GOALS FOR FY 2012-2013

- Develop family programming with an emphasis on health and fitness
- Work closely with the Gonzales Unified School District on Joint Use Projects
- Work to establish a ten-year Parks & Recreation Plan
- Provide a wide range of recreational activities to citizens of all ages
- Work to increase and diversify the participants in all programs
- Work to find additional funding sources and grants for recreation
- Increase collaboration and partnerships with the various community groups to enhance programming
- Partner with other non-profits to enhance or supplant programs to reduce and/or control costs

FY 2012-2013 RECOMMENDED BUDGET

The Department's FY 2012-2013 Recommended Budget represents an overall increase of \$18,801 or 14% in expenditures, and no change in revenues, when compared to the FY 2011-2012 Approved Budget. As a result, the Requested Net Cost is increased by \$18,801.

Revenues

The budget reflects no change in revenues expected from the recreation programming provided by the City.

Personnel

This category has been reduced to reflect the use of less seasonal personnel to run the programs.

Services and Supplies

This category includes the major reason for the increase, which is the City's share of the maintenance costs for the Joint-Use Gymnasium.

Capital Projects/Fixed Assets

There are no capital projects or fixed assets reflected in this budget.

MAJOR POLICY CONSIDERATIONS

While the budget is providing a full recreation program, it is being done with less resources and some restructuring. The following is a summary of the changes included in the Recreation Budget:

- Add a Special Event Application Fee for all applications regardless of City Sponsorship. This fee will help supplement the administrative time required to circulate and approve the application. [*Potential Revenue \$500.00*]
- Create a Volunteer Program to recruit and train qualified volunteers to supervise the gymnasium and thus, reduce City staff costs and keep registration fees affordable.

RECREATION SERVICES

Revenues

6740.000	Recreation Fees	88,000.00	90,000.00	90,000.00	2,000.00
6741.000	Pool Revenue	40,000.00	40,000.00	40,000.00	-
5820.000	Other Income -Misc Payments	2,500.00	2,500.00	500.00	(2,000.00)
	Total	130,500.00	132,500.00	130,500.00	-

Expenditures

6110.000	Salaries-Regular Pay	76,178.00	76,200.00	80,000.00	3,822.00
6111.000	Salaries-Overtime Pay				-
6112.000	Salaries-Extra Help				-
6113.000	Salaries-Differentials	1,011.00	1,000.00	1,011.00	-
6131.000	Deferred Compensation Expense	2,041.00	2,000.00	2,082.00	41.00
6132.000	Retirement - PERS	16,798.00	16,800.00	14,530.00	(2,268.00)
6140.000	Life and Disability Insurance	1,042.00	1,000.00	1,080.00	38.00
6150.000	Workers Comp Insurance	612.00	600.00	1,724.00	1,112.00
6160.000	Social Security	6,655.00	6,700.00	6,811.00	156.00
6170.000	Health and Dental Insurance	9,180.00	9,200.00	9,180.00	-
6210.000	Special Departmental Expenses	10,000.00	16,800.00	15,000.00	5,000.00
6211.000	Office Supplies	400.00	400.00	400.00	-
6212.000	Maintenance Supplies	1,200.00	10,000.00	12,000.00	10,800.00
6213.000	Oils and Lubricants	800.00	800.00	900.00	100.00
6220.000	Telephone				-
6225.000	Utilities	2,500.00	2,500.00	3,600.00	1,100.00
6245.000	Other Contractual Services	800.00	800.00	500.00	(300.00)
6255.000	Liability Insurance				-
6265.000	Printing				-
6275.000	Subscriptions and Training	1,500.00	800.00	600.00	(900.00)
6544.000	Equipment-Computers			100.00	100.00
	Total	130,717.00	145,600.00	149,518.00	18,801.00
	Net City Cost	(217.00)	(13,100.00)	(19,018.00)	18,801.00

City Aquatics
Budget Narrative for FY 2012-2013
Budget Unit 515

DEPARTMENTAL MISSION

The Aquatics Program supports the Vision and Mission of the City by providing a safe environment for aquatic recreation, teach aquatic safety through swim lessons, and provide opportunities for Gonzales residents to enjoy aquatic recreation, and to manage fiscal resources responsibly.

DEPARTMENTAL PROGRAMS

This program provides all the expenditures for the operation and management of the City Aquatics (Pool) Program. It includes programs like open swim, swim team, movies at the pool, pool parties, and swim lessons.

ACCOMPLISHMENTS FOR FY 2011-2012

- Operated safely with no major injuries
- Provided residents with increased swim lesson opportunities to enhance their water safety
- Provided increased family swim hours
- Added Saturday Night Recreation Swim
- Increased Snack Bar Revenue
- Maintained the pool 100% compliance with the VGB Act
- Allotted time for Shallow Water and Deep Water Aerobics
- Added Swim Lessons and Water Safety Instruction for all Migrant Education Students through the GUSD Migrant Summer School Program
- All staff completed weekly in service trainings to maintain competency in certification areas

DEPARTMENTAL GOALS FOR FY 2012-2013

- Continue safe operations with no major injuries
- Increase revenue to better support current activities
- Increase staff trainings
- Teach and practice safety as part of all activities
- Continue to create and successfully implement innovative aquatic programming
- Increase some fees
- Complete National Aquatic Management III Training
- Add Developmental Assets trainings for staff and include Asset activities in all Swimming Programs

FY 2012-2013 RECOMMENDED BUDGET

The Department's FY 2012-2013 Recommended Budget represents an overall decrease of (\$824) or (1.7%) in expenditures, when compared to the FY 2011-2012 Approved Budget. As a result, the Requested Net Cost is decreased by (\$824).

Revenues

Revenues which are reflected in the Recreation Budget and General Revenue (Budget Unit 510), have increased as a result of increased programming, outreach, and marketing of the City's Aquatics Program.

Personnel

This category reflects a decrease in staffing cost as a result of hiring less seasonal staff.

Services and Supplies

This category remains the same.

Capital Projects/Fixed Assets

There are no capital projects or fixed assets reflected in this budget.

MAJOR POLICY CONSIDERATIONS

Similar to the Recreation Program, this year is seeing a reduction in programming like not offering the Junior Lifeguard Program, and eliminating Swim Lesson Classes that are not at capacity. Staff has implemented the following reductions and changes to the program in an attempt to reduce and control costs and increase resources:

- Absolutely no aquatic overtime. This will be achieved by carefully reviewing the staff schedules and monitoring the substitution time. *[Potential Savings: \$500]*
- Reduce the number of Special Events to reflect activities that have revenue potential, such as the Dive In Movies and Teen Night. *[Potential Savings: \$1,500]*
- Adjust pool capacity to reflect the number of staff in order to avoid any overtime. These staff numbers will be evaluated based on the past attendance of various activities, and adjusted to reflect maximum capacity likely to maximize revenue.
- Increase the number of Swim Lesson Classes in order to allow more participation, while still funneling participants into full classes
- Use the Parks & Recreation Commission to solicit Pool Sponsors. *[Potential Revenue: \$2,000]*

In addition, a major area of concern is that due to changes in federal regulations, significant improvements are needed at the pool that will be a challenge to fund.

CITY AQUATICS

6110.000 Salaries-Regular Pay	22,400.00	22,400.00	22,500.00	100.00
6111.000 Salaries-Overtime Pay				-
6120.000 Unemployment Insurance				-
6150.000 Workers Comp	2,224.00	2,200.00	2,224.00	-
6160.000 Social Security	2,754.00	2,800.00	1,630.00	(1,124.00)
6210.000 Special Departmental Expenses	3,500.00	3,500.00	3,500.00	-
6211.000 Office Supplies	50.00	100.00	100.00	50.00
6212.000 Maintenance Supplies	6,500.00	6,500.00	6,500.00	-
6225.000 Utilities	8,000.00	8,000.00	8,000.00	-
6245.000 Other Contractual Services	1,000.00	1,000.00	1,000.00	-
6255.000 Liability Insurance		139.00	150.00	150.00
6260.000 Advertising				-
6275.000 Subscriptions and Training	100.00	100.00	100.00	-
NET CITY COST	46,528.00	46,739.00	45,704.00	(824.00)

**General Fund Debt Service
Budget Narrative for FY 2012-2013
Budget Unit 900**

DEPARTMENTAL MISSION

This is the budget unit that was set up to track the General Fund debt service payment for the 2011 Lease Revenue Bond, that was part of the financing program implemented to help the Redevelopment Agency payoff the 2006 Tax Anticipation Note due August 2011.

ACCOMPLISHMENTS FOR FY 2011-2012

- Made the debt service payment
- Worked with the Gonzales Oversight Board to have this debt for and loan to the Gonzales Redevelopment Agency recognized as an Enforceable Obligation for the Gonzales Successor Agency

DEPARTMENTAL GOALS FOR FY 2012-2013

Continue to work to financing the debt, and work with the Gonzales Successor Agency to reduce the General Fund contribution, and have this loan recognized as an Enforceable Obligation for the Gonzales Successor Agency.

FY 2012-2013 RECOMMENDED BUDGET

This is a new budget unit that reflects \$385,819 in expenditures as a result of the 2011 Lease Revenue Bond. The comparison to the prior year is not meaningful because FY 2011-2012, accounted for all the debt proceeds that were transferred to the RDA.

Personnel

No costs are reflected in this area.

Services and Supplies

The only cost in this area is the appropriation for debt interest and principal payments, bond issuance costs, and the transfer of the debt proceeds to the RDA to payoff the 2006 Tax Anticipation Note.

Capital Projects/Fixed Assets

No costs are reflected in this area.

MAJOR POLICY CONSIDERATIONS

The major policy consideration facing this fund, is the fact that as of the time of drafting this narrative, the State Department of Finance (DOF) had not recognized this debt and loan to the Gonzales Redevelopment Agency as an Enforceable Obligation of the Gonzales Successor Agency. Specifically, DOF has disallowed the costs for the 2011 refinancing/refunding that was done to cover the 2006 RDA Tax Anticipation Note. This disallowance by DOF would result in a \$385,000 annual hit to the General Fund over the life of the financing, which is clearly a significant impact. This risk was discussed with your Council in light of the State's elimination of RDA's in 2011, and at the time the pending Supreme Court decision. The City's legal team and financial team strongly believed then and still do, that the 2011 financing/refunding is legal and well within the definition of what an enforceable obligation is; and as such, the decision by the DOF was appealed. DOF staff has acknowledged the appeal, but as of the writing of this item, had not rendered their decision. In addition, staff has communicated this issue with both our Assembly person and Senator; but again, at the time of this writing, there was no movement at the State level to resolve this and the multitude of other issues created by the poorly crafted legislation that eliminated RDA's.

Debt Service

Revenues

5830.000	Bond Proceeds	4,440,000.00	-	-	(4,440,000.00)
5935.000	Transfer from Gonzales RDA	368,149.00	-	-	(368,149.00)
		-	-	-	-
	Total	4,808,149.00	-	-	(4,808,149.00)

Expenditures

6610.000	Interest Expense	298,149.00	-	325,819.00	27,670.00
6620.000	Principal Reduction	70,000.00	-	60,000.00	(10,000.00)
6635.000	Bond Issuance Cost	129,526.00	-		(129,526.00)
6935.000	Transfer to RDA	4,310,474.00	-		(4,310,474.00)
	Total	4,808,149.00	-	385,819.00	(4,422,330.00)
	Net City Cost	-	-	(385,819.00)	385,819.00

**Contingency
Budget Narrative for FY 2012-2013
Budget Unit XX**

DEPARTMENTAL MISSION

This budget was established to set aside an appropriation amount every year to cover unexpected expenditures and/or as a holding tank pending Council direction.

ACCOMPLISHMENTS FOR FY 2011-2012

Not applicable.

DEPARTMENTAL GOALS FOR FY 2012-2013

Not applicable.

FY 2012-2013 RECOMMENDED BUDGET

The Department's FY 2012-2013 Recommended Budget reflects no contingency appropriation at this time.

Personnel

There are no personnel costs reflected in this budget.

Services and Supplies

There are no services and supplies costs reflected in this budget.

Capital Projects/Fixed Assets

The budget does not reflect expenditures in this area.

MAJOR POLICY CONSIDERATIONS

No appropriation is reflected in this budget at this time. However, depending on the final balance of the General Fund's - Fund Balance, there might be an appropriation brought back to your Council.

CONTINGENCY

	-		-	-
xxxx.000 Miscellaneous	(67,000.00)	(67,000.00)	-	67,000.00
				-
NET CITY COST	(67,000.00)	(67,000.00)	-	67,000.00

Community Development Budget Narrative for FY 2012-2013 Budget Fund 120

FUND PURPOSE

The Community Development Fund addresses a range of projects of general benefit to the community that are supported by the Small Cities Community Development Block Grant (CDBG) Program, the HOME Program, and other public grant sources. Projects include development of affordable housing, rehabilitation of housing, and other housing related activities. Projects may also include development of public infrastructure and improvements such as streets, paving, sidewalks, and similar facilities of benefit to lower income members of the community.

Fund 120 sets forth revenues secured by approved grants from the Community Development Block Grant (CDBG) and other sources, as well as program income received from repayment of previous loans. The expenditure portion of Fund 120 identifies the expected dispersal of these funds to City departments, and consultants assisting the City.

ACCOMPLISHMENTS FOR FY 2011-2012

- In October 2011, the City was awarded a CDBG Planning & Technical Assistance Grant in the amount of \$120,960. The grant funds will be used in support of the following activities:
 - Preparation of technical studies in support of the completion of plans for the City's proposed Community Center (\$70,000);
 - Preparation of an Economic Development Strategy and Plan, which includes specific linkages within the plan to programs and funding availability through the State CDBG program (i.e., Business Assistance and Micro-enterprise Programs) and Federal Economic Development Administration (\$35,000); and
 - Analysis of local health indicators in support of the development and programming of the proposed Gonzales Health and Wellness Center (\$15,960).
- In December 2011, the City was awarded a grant in the amount of \$400,000 from the State's HOME Investment Partnerships Program. The grant funds will be used to provide low interest loans to home owners for a variety of home-owner occupied rehabilitation activities
- Began working with the County Economic Department on efforts to support the implementation programs of the County's Agricultural and Winery Corridor Area Master Plan, specifically as those measures address the River Road Corridor near Gonzales
- Participated in efforts by the County to become designated as a Community Development Block Grant (CDBG) Entitlement County. Gonzales' participation

with the County would mean a stable source of grant funding available for City program activities

DEPARTMENTAL GOALS FOR FY 2012-2013

- Complete the studies associated with the Planning and Technical Assistance grant awarded to the City of FY 2011-2012
- Begin implementation of the HOME rehabilitation grant for home-owner occupied dwellings, including advertising, marketing the program and funding rehabilitation activities
- Continue to coordinate with the County Economic Department on efforts to support the implementation programs of the County's Agricultural and Winery Corridor Area Master Plan
- Work with the County Economic Development Department on completing the application to federal Department of Housing and Urban Development seeking designation of the County as a CDBG Entitlement County
- Continue to search out new grant opportunities and apply whenever feasible

FY 2012-2013 RECOMMENDED BUDGET

The Fund's revenues are derived from a Planning and Technical Assistance Grant (#11-PTEC-7626), and a HOME Partnership Grant (#11-HOME-7665) received from the State Department of Housing and Community Development. The Fund's expenditures are associated consultant services associated with the implementation and program delivery for each grant.

The Fund's revenues and expenditures vary from year to year depending on how many grants that the City receives. The Fund's FY 2012-2013 Recommended Budget reflects an increase of \$63,750 or 41% in expenditures, and \$79,210 or 56% in revenues, when compared to the FY 2011-12 Approved Budget. As a result, the Requested Net Cost is decreased by (\$15,460).

Revenues

Revenues reflect the award to the City of a Planning & Technical Assistance Grant (#11-PTEC-7626) in the amount of \$120,960, and a HOME Partnership Grant (#11-HOME-7656) in the amount of \$400,000.

Estimated Fund Balance

The estimated Fund Balance for this fund is \$100,000 as of June 30, 2012.

Personnel

The City Manager, Community Development Director, and other Department Heads will participate in the completion of program tasks and duties. City staff will be responsible for all program administration and grant reporting.

Contractual Services

The Recommended Budget provides for payment to consultants for three PTA grant-funded studies in the amount of \$112,500. The recommended budget also provides for payments to a consultant engaged to assist with the implementation of the awarded HOME grant, for the rehabilitation of home-owner occupied dwelling units in the amount of \$16,250.

MAJOR POLICY CONSIDERATIONS

The City Council directs all grant applications and uses of funds. Funds for studies using PTA or other grants should be directed to advancing projects and improvements that maximize the benefit to the community and/or meet an unmet need.

BUDGET WORKSHEET

City Of Gonzales

Month: 4/30/2012	Prior	Current Year			(6)	(7)	(8)	
	Year	Original	Amended	Actual Thru	Estimated			
	Actual	Budget	Budget	April	Total	Staff YE Est	Recommend	Adopted
Fund: 120 - Community Development								
Revenues								
Dept: 000								
5515.000 Interest Income	366	300	300	126	300	300	300	
5620.000 CDBG - Revolving Loan Program	0	0	0	0	0			
5624.000 CDBG - 02-Home - 0585	0	0	0	0	0			
5625.000 CDBG - Economic Development	0	0	0	0	0			
5626.000 CDBG - Housing Rehabilitation	0	0	0	0	0		98,250	
5627.000 CDBG - Planning & Tech Assist	52,582	140,000	65,000	17,418	65,000	17,418	120,960	
5628.000 CDBG - Other Misc Programs	0	0	0	0	0			
5860.000 Principal Payments Received	11,414	0	0	0	0			
Dept: 000	64,362	140,300	65,300	17,544	65,300	17,718	219,510	0
Dept: 100 City Council								
5615.000 State Gas Tax 2105	0	0	0	0	0			
City Council	0	0	0	0	0	0	0	0
Total Revenues	64,362	140,300	65,300	17,544	65,300	17,718	219,510	0
Expenditures								
Dept: 000								
6210.000 Special Departmental Expenses	370	0	0	0	0			
6211.000 Office Supplies	0	0	0	0	0			
6212.000 Maintenance Supplies	0	0	0	0	0			
6230.000 Legal and Accounting	0	0	0	0	0			
6235.000 Engineering and Surveying	0	0	0	0	0			
6245.000 Other Contractual Services	62,613	140,000	80,000	1,350	80,000	5,350	128,750	
6260.000 Advertising	915	1,000	1,000	442	1,000	1,000	1,000	
6275.000 Subscriptions and Training	1,431	0	0	0	0			
6316.000 Administrative Fees	0	0	0	0	0			
6334.000 CDBG Loan Payments	0	0	0	0	0		80,000	
6335.000 Block Grant Expenditures	0	0	0	0	0			
6510.000 Capital Outlay-Land	0	0	0	0	0			
6530.000 Capital Outlay-Improvements	0	0	0	0	0			
6540.000 Capital Outlay-Equipment	0	0	0	0	0			
6544.000 Equipment-Computers	0	0	0	0	0			
6900.000 Transfers to General Fund	15,000	15,000	15,000	0	15,000	10,000	10,000	
6953.000 Transfer to Fund 250	0	0	0	0	0			
Dept: 000	80,329	156,000	96,000	1,792	96,000	16,350	219,750	0
Dept: 150 City Attorney								
6410.000 Workers' Compensation	0	0	0	0	0			
City Attorney	0	0	0	0	0	0	0	0

BUDGET WORKSHEET

City Of Gonzales

Month: 4/30/2012	Prior	Current Year				(6)	(7)	(8)
	Year	Original	Amended	Actual Thru	Estimated	Staff YE Est	Recommend	Adopted
	Actual	Budget	Budget	April	Total			
Fund: 120 - Community Development								
Total Expenditures	80,329	156,000	96,000	1,792	96,000	16,350	219,750	0
Community Development	-15,967	-15,700	-30,700	15,752	-30,700	1,368	-240	0

**Business Loan Grant Program
Budget Narrative for FY 2012-2013
Budget Fund 123**

FUND PURPOSE

The fund is administered by the Community Development Department and was established to track expenditures and revenues for the Community Development Business Assistance Loan Grant Program. The fund supports a variety of economic development activities including a revolving loan program to support businesses to provide jobs to lower income residents.

Fund 123 sets forth revenues secured by approved grants from the Small City's Community Development Block Grant (CDBG) Program and other sources, as well as program income received from repayment of loans once made.

ACCOMPLISHMENTS FOR FY 2011-2012

- The City's Loan Committee approved two business assistance loans utilizing grant funds that it received in FY 2009-2010 from the State's Small Cities Community Development Block Grant (CDBG) Program (i.e., #09-EDEF-6530). The amounts of the loans were \$105,000 and \$100,000, which amounts were used to purchase equipment and provide working capital to each business
- Coordinated with the former owner of the Latte Café to assign a business assistance loan, originally awarded in the amount of \$70,000 to a new group of owners. The assignment of the terms and conditions of the loan and the assumption by the new owners group assures that loan payments remain stable, which the principal and interest payments are used by the City to make additional loans to qualifying parties
- In March 2012, the City completed a market analysis of its business environment in support of its successful Business Assistance Loan Program. The analysis evaluated the market for small business lending in Gonzales, and provided a projection of likely loan activity under the proposed program
- In April 2012, the City submitted an application to the Small Cities Community Development Block Grant (CDBG) Program seeking \$400,000 from the state's 2012 CDBG Program Allocation to recapitalize the City's successful Business Assistance Loan Program

DEPARTMENTAL GOALS FOR FY 2012-2013

- Actively market the Business Loan Program
- If the City receives a grant award from its application for funds from the State's 2012 CDBG Program Allocation, make a minimum of two new business loans

FY 2012-2013 RECOMMENDED BUDGET

The Fund's revenues are derived from principal and interest payments associated with business assistance loans granted in previous years, and from grant funding received from the State Department of Housing and Community Development. The Fund's expenditures are associated with business assistance loans granted by the City to qualifying businesses and costs associated with program delivery.

The Fund's revenues and expenditures vary from year to year depending on how many loans the City is able to make in a given year and/or if grant funds are available to loan. The Fund's FY 2012-2013 Recommended Budget reflects a decrease of (\$67,400) or (32%) in expenditures, and a decrease of (\$66,490) or (27%) in revenues, when compared to the FY 2011-2012 Approved Budget. As a result, the Requested Net Cost is decreased by (\$910).

Revenues

Revenues reflected assume principal and two new loans, and covering program delivery and administration costs during the fiscal year.

Personnel

Personnel reflected include the City Manager, Community Development Director and Administrative Assistant.

Contractual Services

The Recommended Budget provides funding for a consultant to provide activity delivery for the Business Assistance Loan Program.

Transfers to other Funds

The budget reflects a transfer of approximately \$20,000 to the General Fund to cover grant administration services provided by City personnel resources.

MAJOR POLICY CONSIDERATIONS

There are no major policy considerations reflected in this budget.

BUDGET WORKSHEET

City Of Gonzales

Month: 4/30/2012	Prior	Current Year			(6)	(7)	(8)	
	Year	Original	Amended	Actual Thru	Estimated			
	Actual	Budget	Budget	April	Total	Staff YE Est	Recommend	Adopted
Fund: 123 - Business Loan Grant								
Revenues								
Dept: 000								
5515.000	Interest Income	1,316	2,250	2,300	1,766	2,300	2,125	4,810
5620.000	CDBG - Revolving Loan Program	222,193	211,200	267,400	-8,782	267,400	123,850	133,450
5628.000	CDBG - Other Misc Programs	0	0	0	0	0		
5637.000	Grant Proceeds	0	0	0	0	0		
5860.000	Principal Payments Received	15,750	29,400	29,400	22,614	29,400	27,550	38,100
Dept: 000								
		239,259	242,850	299,100	15,598	299,100	153,525	176,360
	Total Revenues	239,259	242,850	299,100	15,598	299,100	153,525	176,360
Expenditures								
Dept: 000								
6210.000	Special Departmental Expenses	37	0	0	30	0		
6245.000	Other Contractual Services	27,694	26,000	30,350	9,251	30,350	19,260	8,000
6328.000	Loan Advances	184,804	165,200	217,150	0	217,150	105,000	113,800
6335.000	Block Grant Expenditures	0	0	2,000	357	2,000	2,000	2,000
6900.000	Transfers to General Fund	20,000	20,000	20,000	0	20,000	20,000	20,000
Dept: 000								
		232,535	211,200	269,500	9,638	269,500	146,260	143,800
	Total Expenditures	232,535	211,200	269,500	9,638	269,500	146,260	143,800
	Business Loan Grant	6,724	31,650	29,600	5,960	29,600	7,265	32,560

**Air Pollution Control Fund
Budget Narrative for FY 2012-2013
Budget Fund 124**

DEPARTMENTAL MISSION

This is budget unit that was set up to track the loan payments received and projects funded resulting from the Air Pollution Control Grant provided to Coast Oil for the Bio Diesel Fueling Station.

ACCOMPLISHMENTS FOR FY 2011-2012

Continued to work with Coast Oil to increase the sale at the Bio Diesel Fueling Station.

DEPARTMENTAL GOALS FOR FY 2012-2013

Continue to partner with Coast Oil and grow the sales at the Bio Diesel Fueling Station, that not only help the City with increased sales tax, but the additional three cents per gallon generated that is transferred to the City General Fund.

FY 2012-2013 RECOMMENDED BUDGET

The Department's FY 2012-2013 Recommended Budget represents no change in expenditures, and an increase of \$11,800 in revenues, when compared to the FY 2011-2012 Approved Budget. As a result, the Requested Net Cost is decreased by \$11,800.

Revenues

Revenues are derived from the repayment of the loan by Coast Oil.

Personnel

No costs are reflected in this area.

Services and Supplies

No costs are reflected in this area at this time. However, as the income from the principal payments grows to a go size, projects will be recommended to the Council for consideration.

Capital Projects/Fixed Assets

No costs are reflected in this area.

MAJOR POLICY CONSIDERATIONS

No major policy considerations are included in this budget.

BUDGET WORKSHEET

City Of Gonzales

Month: 4/30/2012	Prior	Current Year			(6)	(7)	(8)	
	Year	Original	Amended	Actual Thru	Estimated	Staff YE Est	Recommend	Adopted
	Actual	Budget	Budget	April	Total			
Fund: 124 - Air Pollution Control Fund								
Revenues								
Dept: 000								
5515.000 Interest Income	1,427	0	0	2,239	0	3,000	100	
5637.000 Grant Proceeds	100,000	0	0	0	0			
5820.000 Other Income - Misc Payments	100,000	0	0	0	0			
5860.000 Principal Payments Received	4,392	0	11,000	6,835	11,000	11,000	11,700	
Dept: 000	205,819	0	11,000	9,074	11,000	14,000	11,800	0
Total Revenues	205,819	0	11,000	9,074	11,000	14,000	11,800	0
Expenditures								
Dept: 000								
6245.000 Other Contractual Services	200,000	0	0	0	0			
Dept: 000	200,000	0	0	0	0	0	0	0
Total Expenditures	200,000	0	0	0	0	0	0	0
Air Pollution Control Fund	5,819	0	11,000	9,074	11,000	14,000	11,800	0

**Gonzales RDA Administrative Fund
Budget Narrative for FY 2012-2013
Budget Fund 125**

FUND PURPOSE

The Gonzales Redevelopment Agency Administrative Fund was established to provide a funding source for administrative activities required for the operation of the Agency, and for general staff support for Agency activities that are not associated with specific funded projects.

Unfortunately, the State eliminated Redevelopment Agencies in 2011 and thus, this fund will have no more activity. Nevertheless, it will be maintained in the narrative through the 2013-2014 Fiscal Year Budget.

ACCOMPLISHMENTS FOR FY 2011-2012

Able to successfully implement the 2011 Financing Plan to refinance the 2006 Tax Anticipation Note that was used to construct the Police Station, Joint Use Gymnasium, and other small projects and programs.

DEPARTMENTAL GOALS FOR FY 2012-2013

Not Applicable.

FY 2012-2013 RECOMMENDED BUDGET

This fund has no activity and will be eliminated from the Annual Budget Narrative after the 2013-2014 Fiscal Year.

MAJOR POLICY CONSIDERATIONS

Not Applicable.

BUDGET WORKSHEET

City Of Gonzales

Month: 4/30/2012	Prior	Current Year			(6)	(7)	(8)	
	Year Actual	Original Budget	Amended Budget	Actual Thru April	Estimated Total	Staff YE Est	Recommend	Adopted
Fund: 125 - Gonz RDA Admin Fund								
Revenues								
Dept: 000								
5165.000 RDA Bond Proceeds	0	0	0	0	0			
5512.000 Debt Svc Interest Income - RDA	0	0	0	0	0			
5515.000 Interest Income	3,987	0	1,206	1,206	1,206	1,206		
5518.000 Program Income	0	0	0	0	0			
5520.000 Rental Income	9,679	0	0	0	0			
5525.000 Debt Svc Principle Payment	0	0	0	0	0			
5820.000 Other Income - Misc Payments	0	0	0	0	0			
5860.000 Principal Payments Received	6,372	0	2,250	2,250	2,250	2,250		
5930.000 Transfer from General Fund	0	0	0	0	0			
5948.000 Transfers from RDA Debt Servic	284,044	0	0	0	0			
5953.000 Transfer from Debt Service	0	0	0	0	0			
Dept: 000	304,082	0	3,456	3,456	3,456	3,456	0	0
Total Revenues	304,082	0	3,456	3,456	3,456	3,456	0	0
Expenditures								
Dept: 000								
6110.000 Salaries-Regular Pay	79,655	0	43,960	51,190	43,960	51,190		
6111.000 Salaries-Overtime Pay	2,679	0	1,415	1,638	1,415	1,638		
6113.000 Salaries-Differentials	2,082	0	1,041	1,214	1,041	1,214		
6131.000 Deferred Compensation Expense	1,946	0	1,087	1,349	1,087	1,349		
6132.000 Retirement - PERS	17,665	0	3,638	3,638	3,638	3,638		
6140.000 Life and Disability Insurance	1,244	0	579	792	579	792		
6150.000 Workers Comp Insurance	776	0	776	776	776	776		
6160.000 Social Security	4,995	0	2,257	3,383	2,257	3,383		
6170.000 Health and Dental Insurance	11,346	0	8,996	11,114	8,996	11,114		
6210.000 Special Departmental Expenses	190	0	0	0	0			
6211.000 Office Supplies	0	0	0	0	0			
6212.000 Maintenance Supplies	0	0	0	0	0			
6225.000 Utilities	20,956	0	8,522	11,213	8,522	11,213		
6230.000 Legal and Accounting	16,783	0	0	0	0			
6235.000 Engineering and Surveying	0	0	0	0	0			
6245.000 Other Contractual Services	34,941	0	15,606	22,501	15,606	22,501		
6260.000 Advertising	5,772	0	1,828	1,828	1,828	1,828		
6270.000 Transportation and Travel	0	0	0	0	0			
6275.000 Subscriptions and Training	3,053	0	2,223	2,223	2,223	2,223		
6900.000 Transfers to General Fund	100,000	0	0	0	0			
6905.000 Transfers Out	0	0	0	0	0			

BUDGET WORKSHEET

City Of Gonzales

Month: 4/30/2012	Prior	Current Year			(6)	(7)	(8)	
	Year	Original	Amended	Actual Thru	Estimated	Staff YE Est	Recommend	Adopted
Fund: 125 - Gonz RDA Admin Fund	Actual	Budget	Budget	April	Total			
Expenditures								
Dept: 000								
6910.000 COPS Debt Service Transfer	0	0	0	0	0			
6915.000 Soledad Subvention	0	0	0	0	0			
6935.000 Transfer to RDA	0	0	0	0	0			
Dept: 000	304,083	0	91,928	112,859	91,928	112,859	0	0
Total Expenditures	304,083	0	91,928	112,859	91,928	112,859	0	0
Gonz RDA Admin Fund	-1	0	-88,472	-109,403	-88,472	-109,403	0	0

Street Fund
Budget Narrative for FY 2012-2013
Budget Fund 130

DEPARTMENTAL MISSION

This fund is administered by the Public Works Department whose Mission is to enhance the quality of life of our residents in an environment of safety, courtesy, integrity, and respect. In order to do so, the Department: 1) recognizes quality service to our customers, and the residents of this community are our number one priority; 2) recognizes that a "can-do" attitude is our most valuable resource; 3) provides all services in an ethical, honest, and equitable manner; 4) demonstrates pride and commitment to the work being done by being enthusiastic and professional; 5) is committed to providing services that are responsive, innovative, and fiscally sound; and 6) recognizes the critical importance of working in partnership with the business community in developing a diverse, economically stable City.

DEPARTMENTAL PROGRAMS

This fund includes maintenance, improvements, salaries and benefits for assigned employees, landscaping maintenance, oversight, and management of the City's Street System.

ACCOMPLISHMENTS FOR FY 2011-2012

- Maintained landscape on Alta Street using a combination of in-house staff & contactors
- Managed and maintained the City Street Department, which consists of streets & alleys of 18.21 miles, and provided a bi-weekly Street Sweeping Program of 34.38 City curb miles
- Made the final lease payment for the Street Sweeper
- Maintained Striping & Street Signage Program
- Maintained the various City Storm Water Drainage & Retention Ponds Systems
- Managed the City sections of the Gonzales Slough System
- Maintained a Graffiti Response Control Program

DEPARTMENTAL GOALS FOR FY 2012-2013

The Department Goals for FY 2012-2013 are to strive and meet the spirit of the Department's "Mission Statement". However, there are more needs that can be addressed with the limited staffing and financial resources. The following are some of the Department's Goals:

- Continue to maintain Street Landscaping
- Continue to manage the various City Storm Water Drainage & Retention Ponds Systems
- Continue the Graffiti Response Control Program
- Continue to maintain the Striping & Street Signage Program
- Explore alternative means to maintain our Street Sweeping services

FY 2012-2013 RECOMMENDED BUDGET

The Department's FY 2012-2013 Recommended Budget represents an overall increase of \$26,817 or 8% in expenditures, and an increase of \$22,711 or 6% in revenues, when compared to the FY 2011-2012 Approved Budget. As a result, the Requested Net Cost is decreased by (\$4,106).

Estimated Fund Balance

The estimated fund balance for this fund is \$80,000 as of June 30, 2012.

Revenue

This budget reflects an increase from revenue received from the State. After years of the State raiding Gas Tax Funds, the Governor's Budget has the raids ending for 2012-2013.

Personnel

The Public Works Department provides the personnel requirements for the Street Department. The area reflects portions of the Public Works salaries.

Services and Supplies

The City's Street Sweeper became inoperative during later part of 2011-2012 fiscal year due to a mechanical condition. Staff is looking at alternative means of not only continuing with the Street Sweeping Programs, but also at alternative funding source. Most expenditure in this category has been moved to other funds where appropriate; however, it does reflect some funds for specific street materials necessary to provide adequate maintenance of the streets and equipment. The major reason for the increase is the utility costs and contractual services to outsource street sweeping for the first part of the year while alternatives are explored.

Capital Projects/Fixed Assets

This budget reflects no capital projects or fixed assets.

MAJOR POLICY CONSIDERATIONS

The City Street Sweeping Program has been crippled due to insufficient funding not only to replace the City's Street Sweeper, but also to continue to provide this service. Staff is exploring alternative means to continue this service, most likely it will result at a reduced level of service. As mentioned above, this budget reflects outsourcing street sweeping for the first part of the year, while other alternatives are developed.

In addition, similar to other programs, there are several State gas tax revenue sources at risk as a result of the State's continued grab of local resources. Therefore, for the first part of the year, expenditures will be closely monitored and not incurred until the fate of the State Budget is known. As a result, this budget will be closely monitored, and might result in further adjustments to this budget once the impacts from the State are known.

BUDGET WORKSHEET

City Of Gonzales

Month: 4/30/2012	Prior	Current Year				(6)	(7)	(8)	
	Year	Original	Amended	Actual Thru	Estimated	Staff YE Est	Recommend	Adopted	
	Actual	Budget	Budget	April	Total				
Fund: 130 - Street Fund									
Revenues									
Dept: 000									
5515.000	Interest Income	110	72	100	57	100	80	100	
5613.000	State Gas Tax 2103	86,290	53,153	53,200	81,337	53,200	100,486	100,000	
5615.000	State Gas Tax 2105	0	0	0	0	0			
5616.000	State Gas Tax 2106	24,032	25,104	25,100	15,607	25,100	19,600	19,600	
5617.000	State Gas Tax 2107	62,449	64,552	64,600	40,937	64,600	45,835	45,800	
5618.000	State Gas Tax 2107.5	2,000	2,000	2,000	0	2,000	2,000	2,000	
5666.000	Soledad Subvention	153,349	153,348	153,300	82,227	153,300	153,300	153,300	
5821.000	Other Income - Reimbursements	0	0	0	416	0	416		
5920.000	Transfer from Cal Breeze Pks	22,730	22,730	22,700	0	22,700	22,700	22,800	
5921.000	Transfer from Cal Breeze #1	0	0	0	0	0			
5922.000	Transfer from Cal Breeze #2	0	0	0	0	0			
5923.000	Transfer from Cal Breeze#3	0	0	0	0	0			
5940.000	Transfer from Canyon Parks	29,998	29,998	30,000	0	30,000	30,000	30,000	
5941.000	Transfer from Canyon Maint I	0	0	0	0	0			
5942.000	Transfer from Canyon Maint 2	0	0	0	0	0			
5944.000	Transfer from Canyon Maint 3	0	0	0	0	0			
5947.000	Transfer from Industrial Park	4,666	4,666	4,700	0	4,700	4,700	4,700	
5957.000	Transfer from Cipriani Mainten	7,666	7,666	7,700	0	7,700	7,700	7,700	
5961.000	Transfer from 122	0	0	0	0	0			
	Dept: 000	393,290	363,289	363,400	220,581	363,400	386,817	386,000	0
	Total Revenues	393,290	363,289	363,400	220,581	363,400	386,817	386,000	0
Expenditures									
Dept: 000									
6110.000	Salaries-Regular Pay	136,854	163,635	163,600	100,177	163,600	140,000	149,103	
6111.000	Salaries-Overtime Pay	4,782	1,850	1,900	2,850	1,900	3,500	1,850	
6113.000	Salaries-Differentials	7,085	2,919	2,900	4,437	2,900	6,000	2,920	
6131.000	Deferred Compensation Expense	1,067	1,067	1,100	821	1,100	1,100	1,070	
6132.000	Retirement - PERS	24,658	37,722	37,700	5,042	37,700	30,000	29,020	
6140.000	Life and Disability Insurance	2,058	2,184	2,200	1,354	2,200	2,200	2,200	
6150.000	Workers Comp Insurance	2,082	2,082	2,100	2,082	2,100	2,100	2,082	
6160.000	Social Security	9,457	12,883	12,900	6,851	12,900	12,000	11,771	
6170.000	Health and Dental Insurance	39,663	25,920	25,900	37,311	25,900	40,000	25,920	
6190.000	Other Payroll Tax	0	0	0	0	0			
6210.000	Special Departmental Expenses	1,427	1,900	1,900	11	1,900	1,200	1,900	
6211.000	Office Supplies	16	0	0	0	0			
6212.000	Maintenance Supplies	8,109	6,000	14,413	6,023	14,413	12,000	10,000	

BUDGET WORKSHEET

City Of Gonzales

Month: 4/30/2012	Prior	Current Year			(6)	(7)	(8)	
	Year Actual	Original Budget	Amended Budget	Actual Thru April	Estimated Total	Staff YE Est	Recommend	Adopted
Fund: 130 - Street Fund								
Expenditures								
Dept: 000								
6213.000 Oils and Lubricants	6,304	5,500	7,420	5,069	7,420	7,000	6,000	
6214.000 Vehicle Maintenance	0	0	0	0	0			
6220.000 Telephone	838	1,000	1,000	559	1,000	850	850	
6225.000 Utilities	32,888	38,000	30,000	28,548	30,000	37,000	38,000	
6230.000 Legal and Accounting	0	0	0	0	0			
6235.000 Engineering and Surveying	0	0	0	0	0			
6245.000 Other Contractual Services	31,565	29,900	27,000	18,681	27,000	25,000	76,684	
6255.000 Liability Insurance	3,281	1,641	1,600	1,856	1,600	1,856	1,600	
6270.000 Transportation and Travel	0	0	0	225	0	225		
6275.000 Subscriptions and Training	0	200	255	30	255	30	250	
6530.000 Capital Outlay-Improvements	0	0	0	0	0			
6540.000 Capital Outlay-Equipment	0	0	0	0	0			
6541.000 Equipment-Machinery	0	0	0	0	0			
6542.000 Equipment-Vehicles	0	0	0	0	0			
6900.000 Transfers to General Fund	0	0	0	0	0			
6905.000 Transfers Out	33,136	0	0	0	0			
6928.000 Transfer to Street Fund [180]	0	0	0	0	0			
Dept: 000	345,270	334,403	333,888	221,927	333,888	322,061	361,220	0
Total Expenditures	345,270	334,403	333,888	221,927	333,888	322,061	361,220	0
Street Fund	48,020	28,886	29,512	-1,346	29,512	64,756	24,780	0

**State Congestion Relief Program
Budget Narrative for FY 2012-2013
Budget Fund 135**

DEPARTMENTAL MISSION

This impact fund is administered by the Public Works Department whose Mission supports the Vision of the City by working to enhance the quality of life of our residents in an environment of safety, courtesy, integrity, and respect. In order to do so, the Department: 1) recognizes quality service to our customers, and the residents of this community are our number one priority; 2) recognizes that a "can-do" attitude is our most valuable resource; 3) provides all services in an ethical, honest, and equitable manner; 4) demonstrates pride and commitment to the work being done by being enthusiastic and professional; 5) is committed to providing services that are responsive, innovative, and fiscally sound; and 6) recognizes the critical importance of working in partnership with the business community in developing a diverse, economically stable City.

DEPARTMENTAL PROGRAMS

This fund is used to track expenditures for projects from funding received as a result of the 2002 voters-approved Proposition 42, the "Transportation Congestion Improvement Act", which specified the use of the sales tax on gasoline for transportation purposes.

ACCOMPLISHMENTS FOR FY 2011-2012

Due to a significant decline in State funding, there were no Street Improvement Projects during 2011-2012.

DEPARTMENTAL GOALS FOR FY 2012-2013

Maintain the City's streets, sidewalks, and other public right-of-ways to provide safe and pleasant thoroughfares for the public.

FY 2012-2013 RECOMMENDED BUDGET

The Department's FY 2012-2013 Recommended Budget reflects no activity for the fiscal year.

Services and Supplies

There are no services and supplies reflected in this budget.

Capital Projects/Fixed Assets

There are no capital projects or fixed assets reflected in this budget at this time.

MAJOR POLICY CONSIDERATIONS

Not applicable.

BUDGET WORKSHEET

City Of Gonzales

Month: 4/30/2012	Prior	Current Year			(6)	(7)	(8)	
	Year	Original	Amended	Actual Thru	Estimated	Staff YE Est	Recommend	Adopted
	Actual	Budget	Budget	April	Total			
Fund: 135 - State Congestion Relief Pgm								
Revenues								
Dept: 000								
5515.000 Interest Income	387	0	0	194	0			
5619.000 Traffic Congestion Relief Fnds	0	0	0	0	0			
5930.000 Transfer from General Fund	0	0	0	0	0			
5935.000 Transfer from Gonzales RDA	0	0	0	0	0			
Dept: 000	387	0	0	194	0	0	0	0
Total Revenues	387	0	0	194	0	0	0	0
Expenditures								
Dept: 000								
6235.000 Engineering and Surveying	14,030	0	0	0	0			
6245.000 Other Contractual Services	0	0	0	0	0			
6260.000 Advertising	0	0	0	0	0			
6530.000 Capital Outlay-Improvements	82,000	0	0	0	0			
6540.000 Capital Outlay-Equipment	0	0	0	0	0			
6905.000 Transfers Out	0	0	0	0	0			
Dept: 000	96,030	0	0	0	0	0	0	0
Total Expenditures	96,030	0	0	0	0	0	0	0
State Congestion Relief Pgm	-95,643	0	0	194	0	0	0	0

**Transportation Development Act
Budget Narrative for FY 2012-2013
Budget Fund 140**

DEPARTMENTAL MISSION

This fund is administered by the Public Works Department whose Mission is to enhance the quality of life of our residents in an environment of safety, courtesy, integrity, and respect. In order to do so, the Department: 1) recognizes quality service to our customers, and the residents of this community are our number one priority; 2) recognizes that a "can-do" attitude is our most valuable resource; 3) provides all services in an ethical, honest, and equitable manner; 4) demonstrates pride and commitment to the work being done by being enthusiastic and professional; 5) is committed to providing services that are responsive, innovative, and fiscally sound; and 6) recognizes the critical importance of working in partnership with the business community in developing a diverse, economically stable City.

DEPARTMENTAL PROGRAMS

This fund is used to track expenditures for projects funded by the Transportation Development Act Fund. This fund is administered by the Transportation Agency of Monterey County (TAMC), and requires a Council resolution and application to draw down the funding from TAMC.

ACCOMPLISHMENTS FOR FY 2011-2012

Bid the Fifth Street Flashing Crosswalk Project.

DEPARTMENTAL GOALS FOR FY 2012-2013

- Continue funding for the Congestion Management Agency
- Provide funding for a City Dial a Ride Service

FY 2012-2013 RECOMMENDED BUDGET

The Department's FY 2012-2013 Recommended Budget reflects no expenditures or revenues.

This budget for the near future, will experience very little activity due to all the funding being directed to Monterey-Salinas Transit (MST) public transportation.

Personnel

There are no personnel costs reflected in this fund.

Services and Supplies

There are no services and supplies reflected in this budget.

Capital Projects/Fixed Assets

There are no fixed assets reflected in this budget.

MAJOR POLICY CONSIDERATIONS

There are no major policy considerations reflected in this budget.

BUDGET WORKSHEET

City Of Gonzales

Month: 4/30/2012	Prior Year Actual	Original Budget	Amended Budget	Current Year Actual Thru April	Estimated Total	(6) Staff YE Est	(7) Recommend	(8) Adopted
Fund: 140 - TDA								
Revenues								
Dept: 000								
5510.000 Investment Income	0	0	0	0	0			
5515.000 Interest Income	951	0	0	0	0			
5665.000 TDA Revenue	205,556	0	67,485	67,485	67,485	67,485		
5822.000 Other Income - Contributions	0	0	0	0	0			
Dept: 000	206,507	0	67,485	67,485	67,485	67,485	0	0
Total Revenues	206,507	0	67,485	67,485	67,485	67,485	0	0
Expenditures								
Dept: 000								
6210.000 Special Departmental Expenses	0	0	0	0	0			
6212.000 Maintenance Supplies	-1,882	0	0	0	0			
6230.000 Legal and Accounting	0	0	0	0	0			
6235.000 Engineering and Surveying	8,964	0	0	0	0			
6245.000 Other Contractual Services	199,425	0	0	0	0			
6260.000 Advertising	0	0	0	0	0			
6530.000 Capital Outlay-Improvements	0	0	28,329	60,610	28,329	28,329		
6950.000 Transfers to 402	0	0	0	0	0			
6951.000 Transfers To 405	0	0	0	0	0			
6955.000 Transfer to 407	0	0	0	0	0			
Dept: 000	206,507	0	28,329	60,610	28,329	28,329	0	0
Total Expenditures	206,507	0	28,329	60,610	28,329	28,329	0	0
TDA	0	0	39,156	6,875	39,156	39,156	0	0

Supplemental Law Enforcement Budget Narrative for 2012-2013 Budget Fund 150

DEPARTMENTAL MISSION

The Supplemental Law Enforcement Fund is administered by the Police Department as a fiscal record keeping fund that tracks grant funding, that the City has obtained from the Federal and State governments. The grant funding supports the City's Mission by working in a fiscal responsible manner to provide public safety services to our residents, businesses, and visitors.

The safety of Gonzales' residents is the number one concern of the Police Department. The collaborative working relationship with other government agencies to provide law enforcement funding, continues to assist our City in providing these services to our diverse community.

ACCOMPLISHMENTS FOR FY-2011-2012

Please see Budget Unit 300.

DEPARTMENTAL GOALS FOR FY 2012-2013

Please see Budget Unit 300.

FY 2012-2013 RECOMMENDED BUDGET

The Department's FY 2012-2013 Recommended Budget represents a decrease of (\$2,000) or (1.4%) in revenues and expenditures, when compared to the FY 2011-2012 Approved Budget. As a result, the Requested Net Cost remains unchanged.

Revenues

While the recommended budget for Fund 150 anticipates the \$100,000 payment in COPS funding from the State of California still being received by the City, the current budget negotiations in Sacramento have placed this funding source at risk again. Currently, the Governor is proposing that this funding be eliminated. This fund also receives Supplemental Law Enforcement funds provided by California Government Code 30061.

Gonzales currently uses the monies received to pay a portion of the salaries of two sworn Police Officer positions. The loss in funding would result in the need to fund these two positions solely from General Fund revenue.

Personnel

The Supplemental Law Enforcement Fund is designed as the fund where grant monies are funneled when they are received by the City. The City is currently obtaining funding of \$100,000 a year from the COPS Fast Grant Program. These funds are managed by the State of California when they are received from the Federal government. The Governor has requested once again this year, that this funding no longer be transferred to local government and be kept by the State to balance their budget.

Once the funds are received, they are transferred to the Public Safety Fund (210) where they are used for personnel costs as outlined above.

Services and Supplies

There are no services or supplies associated with this fund.

Capital Projects/Fixed Assets

There are no capital projects or fixed assets associated with this fund.

MAJOR POLICY CONSIDERATIONS

The City must continue to be conscious of the possible funding loss from the State, and/or the inability of the current funding source to fully or partially fund the two Police Officer positions funded by this program.

Staff is continuing to work on finding grant sources to help fund current staffing levels. The Federal government has announced that it may be funding Cops Fast Grants that would allow agencies to hire or retain officers. Staff intends on applying for any of these funds when the opportunity is realized.

BUDGET WORKSHEET

City Of Gonzales

Month: 4/30/2012	Prior	Current Year			(6)	(7)	(8)	
	Year	Original	Amended	Actual Thru	Estimated			
	Actual	Budget	Budget	April	Total	Staff YE Est	Recommend	Adopted
Fund: 150 - Supplemental Law Enforcement								
Revenues								
Dept: 000								
5515.000 Interest Income	0	0	0	0	0			
5630.000 SLESF Revenue	43,344	42,000	42,000	31,964	42,000	40,000	40,000	
5632.000 COPS FAST Grant	100,000	100,000	100,000	50,000	100,000	100,000	100,000	
Dept: 000	143,344	142,000	142,000	81,964	142,000	140,000	140,000	0
Total Revenues	143,344	142,000	142,000	81,964	142,000	140,000	140,000	0
Expenditures								
Dept: 000								
6210.000 Special Departmental Expenses	0	0	0	0	0			
6245.000 Other Contractual Services	0	0	0	0	0			
6260.000 Advertising	0	0	0	0	0			
6540.000 Capital Outlay-Equipment	0	0	0	0	0			
6541.000 Equipment-Machinery	0	0	0	0	0			
6542.000 Equipment-Vehicles	0	0	0	0	0			
6900.000 Transfers to General Fund	0	0	0	0	0			
6924.000 Transfer to SLESF	0	0	0	0	0			
6925.000 Transfer to Public Safety	142,150	142,000	142,000	0	142,000	140,000	140,000	
Dept: 000	142,150	142,000	142,000	0	142,000	140,000	140,000	0
Total Expenditures	142,150	142,000	142,000	0	142,000	140,000	140,000	0
Supplemental Law Enforcement	1,194	0	0	81,964	0	0	0	0

**Gonzales RDA Low Moderate Housing
Budget Narrative for FY 2012-2013
Budget Fund 165**

FUND PURPOSE

The Gonzales Redevelopment Agency's Low Moderate Housing Fund provides a funding source to be applied in fulfillment of the Redevelopment Agency's housing responsibilities.

The Fund pays for those specific programs selected each fiscal year, that are determined by the Agency as appropriate to implement the Redevelopment Plan, and the low and moderate housing requirements.

Unfortunately, the State eliminated Redevelopment Agencies in 2011 and thus, this fund will have no more activity. Nevertheless, it will be maintained in the narrative through the 2013-2014 Fiscal Year Budget.

As part of the elimination of Redevelopment, the State established a different process and organization structure to account for the tax increment. This process established a Successor Agency, Oversight Board, and a separate fund that would be used to reflect all tax increment proceeds. Please refer to Fund 426 for a more complete description of the new process and procedures.

ACCOMPLISHMENTS FOR FY 2011-2012

Able to successfully implement the 2011 Financing Plan to refinance the 2006 Tax Anticipation Note that was used to construct the Police Station, Joint Use Gymnasium, and other small projects and programs.

DEPARTMENTAL GOALS FOR FY 2012-2013

Not Applicable.

FY 2012-2013 RECOMMENDED BUDGET

This fund has no activity and will be eliminated from the Annual Budget Narrative after the 2013-2014 Fiscal Year.

MAJOR POLICY CONSIDERATIONS

Not Applicable.

BUDGET WORKSHEET

City Of Gonzales

Month: 4/30/2012	Prior	Current Year				(6)	(7)	(8)	
	Year	Original	Amended	Actual Thru	Estimated	Staff YE Est	Recommend	Adopted	
	Actual	Budget	Budget	April	Total				
Fund: 165 - Gonz RDA Low Moderate Housing									
Revenues									
Dept: 000									
5110.000	Property Taxes-Secured	186,285	200,000	115,956	115,956	115,956			
5120.000	Property Taxes-Unsecured	7,850	7,398	8,428	8,428	8,428			
5130.000	Property Taxes-Prior Year	10,087	10,000	4,380	4,380	4,380			
5140.000	Property Taxes-Supplemental	9,393	4,000	6,015	6,015	6,015			
5159.000	Property Taxes - ERAF	0	0	0	0	0			
5165.000	RDA Bond Proceeds	0	0	0	0	0			
5166.000	RDA Low Mod Bond Proceeds	0	0	0	0	0			
5261.000	Debt Services Tax	0	0	0	0	0			
5515.000	Interest Income	1,806	2,000	579	653	579	653		
5518.000	Program Income	0	0	0	0	0			
5519.000	ERAF Adjustment	0	0	0	0	0			
5612.000	H.O.P.T.R.	1,572	8,000	262	262	262	262		
5820.000	Other income - Misc Payments	0	0	0	0	0			
5860.000	Principal Payments Received	8,354	7,000	13,523	14,129	13,523	14,129		
5935.000	Transfer from Gonzales RDA	0	0	0	0	0			
5948.000	Transfers from RDA Debt Serv	0	0	0	0	0			
Dept: 000		225,347	238,398	149,143	149,823	149,143	149,823	0	0
Total Revenues		225,347	238,398	149,143	149,823	149,143	149,823	0	0
Expenditures									
Dept: 000									
6210.000	Special Departmental Expenses	306	0	183	211	183	211		
6211.000	Office Supplies	0	0	0	0	0			
6230.000	Legal and Accounting	0	0	0	0	0			
6235.000	Engineering and Surveying	0	0	0	0	0			
6245.000	Other Contractual Services	0	0	1,275	1,275	1,275	1,275		
6260.000	Advertising	0	0	0	0	0			
6265.000	Printing	0	0	0	0	0			
6315.000	County Administrative Fees	3,051	3,650	0	0	0			
6325.000	Contingency Account	102,069	0	0	0	0			
6328.000	Loan Advances	0	0	0	0	0			
6510.000	Capital Outlay-Land	0	0	0	0	0			
6530.000	Capital Outlay-Improvements	3,538	0	0	0	0			
6900.000	Transfers to General Fund	0	0	0	0	0			
6905.000	Transfers Out	207,653	119,253	0	0	0			
6935.000	Transfer to RDA	2,309,854	0	0	0	0			
Dept: 000		2,626,471	122,903	1,458	1,486	1,458	1,486	0	0

BUDGET WORKSHEET

City Of Gonzales

Month: 4/30/2012	Prior	Current Year				(6)	(7)	(8)
	Year	Original	Amended	Actual Thru	Estimated	Staff YE Est	Recommend	Adopted
	Actual	Budget	Budget	April	Total			
Fund: 165 - Gonz RDA Low Moderate Housing								
Total Expenditures	2,626,471	122,903	1,458	1,486	1,458	1,486	0	0
Gonz RDA Low Moderate Housing	-2,401,124	115,495	147,685	148,337	147,685	148,337	0	0

**Gonzales RDA Capital Projects
Budget Narrative for FY 2012-2013
Budget Fund 170**

FUND PURPOSE

The Gonzales Redevelopment Agency Capital Projects Fund was the funding source for implementation of RDA projects, identified in the Amended Redevelopment Plan and Five-Year Implementation Plan 2009-2010 through 2013-2014. The Fund paid for the specific programs and projects selected each fiscal year that were determined by the Agency as necessary and appropriate to implement during the fiscal period.

Unfortunately, the State eliminated Redevelopment Agencies in 2011 and thus, this fund will have no more activity. Nevertheless, it will be maintained in the narrative through the 2013-2014 Fiscal Year Budget.

ACCOMPLISHMENTS FOR FY 2011-2012

Able to successfully implement the 2011 Financing Plan to refinance the 2006 Tax Anticipation Note that was used to construct the Police Station, Joint Use Gymnasium, and other small projects and programs.

DEPARTMENTAL GOALS FOR FY 2012-2013

Not Applicable.

FY 2012-2013 RECOMMENDED BUDGET

This fund has no activity and will be eliminated from the Annual Budget Narrative after the 2013-2014 Fiscal Year.

MAJOR POLICY CONSIDERATIONS

Not Applicable.

BUDGET WORKSHEET

City Of Gonzales

Month: 4/30/2012	Prior	Current Year			(6)	(7)	(8)	
	Year	Original	Amended	Actual Thru	Estimated	Staff YE Est	Recommend	Adopted
Fund: 170 - Gonz RDA Capital Projects	Actual	Budget	Budget	April	Total			
Revenues								
Dept: 000								
5165.000 RDA Bond Proceeds	0	0	0	0	0			
5515.000 Interest Income	6,308	6,000	2,055	2,055	2,055	2,055		
5820.000 Other Income - Misc Payments	0	0	0	0	0			
5860.000 Principal Payments Received	7,844	10,000	4,769	4,769	4,769	4,769		
5948.000 Transfers from RDA Debt Serv	0	0	0	0	0			
Dept: 000	14,152	16,000	6,824	6,824	6,824	6,824	0	0
Total Revenues	14,152	16,000	6,824	6,824	6,824	6,824	0	0
Expenditures								
Dept: 000								
6210.000 Special Departmental Expenses	-8	0	15	15	15	15		
6211.000 Office Supplies	0	0	0	0	0			
6212.000 Maintenance Supplies	0	0	147	147	147	147		
6230.000 Legal and Accounting	0	0	0	0	0			
6235.000 Engineering and Surveying	0	0	0	0	0			
6245.000 Other Contractual Services	0	0	0	0	0			
6255.000 Liability Insurance	0	0	0	0	0			
6530.000 Capital Outlay-Improvements	5,981	0	0	0	0			
6900.000 Transfers to General Fund	0	0	0	0	0			
6955.000 Transfer to 407	0	0	0	0	0			
Dept: 000	5,973	0	162	162	162	162	0	0
Total Expenditures	5,973	0	162	162	162	162	0	0
Gonz RDA Capital Projects	8,179	16,000	6,662	6,662	6,662	6,662	0	0

**Gas Tax 2105 Street Fund
Budget Narrative for FY 2012-2013
Budget Fund 180**

DEPARTMENTAL MISSION

This fund is administered by the Public Works Department whose Mission is to enhance the quality of life of our residents in an environment of safety, courtesy, integrity, and respect. In order to do so, the Department: 1) recognizes quality service to our customers, and the residents of this community are our number one priority; 2) recognizes that a "can-do" attitude is our most valuable resource; 3) provides all services in an ethical, honest, and equitable manner; 4) demonstrates pride and commitment to the work being done by being enthusiastic and professional; 5) is committed to providing services that are responsive, innovative, and fiscally sound; and 6) recognizes the critical importance of working in partnership with the business community in developing a diverse, economically stable City.

DEPARTMENTAL PROGRAM

This Fund accounts for receipt and expenditures of gasoline tax revenue as provided by State law. The use of this fund is restricted and can only be used for street or road purposes.

ACCOMPLISHMENTS FOR FY 2011-2012

Bid the Fifth Street Flashing Crosswalk Project.

DEPARTMENTAL GOALS FOR FY 2012-2013

- Maintain the City's Streets, sidewalks, and other public right-of-ways to provide safe and pleasant thoroughfares for the public
- Continue funding for the Congestion Management Agency

FY 2012-2013 RECOMMENDED BUDGET

The Department's FY 2012-2013 Recommended Budget represents an overall decrease of (\$11,000) or (18%) in expenditures, and an increase of \$59 or .1 % in estimated revenues, when compared to the FY 2011-2012 Approved Budget. As a result, the Requested Net Cost is decreased by (\$11,059).

Estimated Fund Balance

The year-end Fund Balance is estimated to be \$170,000 as of June 30, 2012.

Personnel

There are no personnel costs reflected in this budget.

Services and Supplies

The budget reflects engineering and surveying work that might be needed next year.

Capital Projects/Fixed Assets

The budget includes funding to restripe Fifth Street from the Shopping Center to Alta Street.

MAJOR POLICY CONSIDERATIONS

Due to the ongoing State's fiscal crisis, revenues continue to be problematic for this fund, and will be carefully monitored.

BUDGET WORKSHEET

City Of Gonzales

Month: 4/30/2012	Prior	Current Year			(6)	(7)	(8)	
	Year Actual	Original Budget	Amended Budget	Actual Thru April	Estimated Total	Staff YE Est	Recommend	Adopted
Fund: 180 - 2105 Street Fund (Gasoline Tax)								
Revenues								
Dept: 000								
5515.000 Interest Income	559	60	100	320	100	340	100	
5615.000 State Gas Tax 2105	46,759	48,881	48,900	27,670	48,900	48,900	48,900	
5943.000 Transfer from Str Fund [130]	0	0	0	0	0			
Dept: 000	47,318	48,941	49,000	27,990	49,000	49,240	49,000	0
Dept: 100 City Council								
5100.000 PROPERTY TAXES	0	0	0	0	0			
City Council	0	0	0	0	0	0	0	0
Total Revenues	47,318	48,941	49,000	27,990	49,000	49,240	49,000	0
Expenditures								
Dept: 000								
6210.000 Special Departmental Expenses	0	0	0	0	0			
6211.000 Office Supplies	0	0	0	0	0			
6212.000 Maintenance Supplies	0	0	0	0	0		10,000	
6230.000 Legal and Accounting	0	0	0	0	0			
6235.000 Engineering and Surveying	352	10,000	10,000	11,881	10,000	12,000	9,000	
6245.000 Other Contractual Services	624	0	0	3,024	0	3,024	30,000	
6530.000 Capital Outlay-Improvements	23,250	50,000	50,000	0	50,000	35,000		
6905.000 Transfers Out	0	0	0	0	0			
Dept: 000	24,226	60,000	60,000	14,905	60,000	50,024	49,000	0
Dept: 100 City Council								
6100.000 SALARIES AND BENEFITS	0	0	0	0	0			
6231.000 Payroll Fees	0	0	0	0	0			
City Council	0	0	0	0	0	0	0	0
Total Expenditures	24,226	60,000	60,000	14,905	60,000	50,024	49,000	0
2105 Street Fund (Gasoline Tax)	23,092	-11,059	-11,000	13,085	-11,000	-784	0	0

**Fire Impact Fund
Budget Narrative for FY 2012-2013
Budget Fund 190**

DEPARTMENTAL MISSION

This fund is administered by the Public Safety Department and supports the City's Mission and Vision by providing funding for needed equipment and for future needs of the Fire Department when new developments come to Gonzales. These funding sources allow the Department to provide services to our residents, businesses, and visitors and ensure their safety.

ACCOMPLISHMENTS FOR FY 2011-2012

- Collected Impact Fees for all new development in the City limits
- Collected Impact Fees for all new development in the Gonzales Rural Fire Protection District

DEPARTMENTAL GOALS FOR FY 2012-2013

- Continue to collect all applicable Impact Fees from new development in the City and the Gonzales Rural Fire Protection District
- Maintain current equipment owned by the City to ensure adequate responses to public safety emergencies within the City and Rural District
- Insure that the Department has adequate equipment to handle public safety emergency brought on by new development
- Replace the Water Tender
- Purchase upgrades for the radios for the County's pending Next Generation Communications System (NGEN)

FY 2012-2013 RECOMMENDED BUDGET

The Department's FY 2012-2013 Recommended Budget represents an increase of \$55,000 in expenditures, and \$68,750 in revenues, when compared to the FY 2011-2012 Approved Budget. As a result, the Requested Net Cost is decreased by (\$13,750).

Estimated Fund Balance

The year-end Fund Balance is estimated to be \$80,000 as of June 30, 2012.

Revenues

The increase in revenue is due to anticipated industrial construction. Staff is currently working on a handful of projects that if they materialize, will mean significant revenues to this and other funds.

Personnel

There are no personnel costs associated with this fund.

Services and Supplies

The activity in this fund centers on replacing the water tender. The radio upgrades required for the NGEN System are also funded in FY 2012-2013. Most of the NGEN costs may be covered by a regional grant.

Capital Projects/Fixed Assets

There are no Capital Projects or Fixed Assets purchases budgeted for FY 2012-2013. If a water tender is purchased rather than repairs made, the funds would be considered a capital project.

MAJOR POLICY CONSIDERATIONS

There are no major policy considerations reflected in this budget. When funds are available for an update of the impact fees, the amount and use of this fund should be explored.

BUDGET WORKSHEET

City Of Gonzales

Month: 4/30/2012	Prior	Current Year			(6)	(7)	(8)	
	Year	Original	Amended	Actual Thru	Estimated	Staff YE Est	Recommend	Adopted
Fund: 190 - Fire Impact Fund	Actual	Budget	Budget	April	Total			
Revenues								
Dept: 000								
5270.000 Fire Impact Fees	1,253	1,000	2,574	2,574	2,574	2,574	70,000	
5510.000 Investment Income	0	300	300	0	300	300		
5515.000 Interest Income	376	0	150	153	150	160	50	
5701.000 Charges for Current Services	0	0	0	0	0			
5821.000 Other Income - Reimbursements	2,089	0	0	0	0			
5850.000 CASH CLEARING	0	0	0	0	0			
Dept: 000	3,718	1,300	3,024	2,727	3,024	3,034	70,050	0
Total Revenues	3,718	1,300	3,024	2,727	3,024	3,034	70,050	0
Expenditures								
Dept: 000								
6210.000 Special Departmental Expenses	2	0	2,000	1,863	2,000	2,000	5,000	
6212.000 Maintenance Supplies	0	0	0	0	0			
6245.000 Other Contractual Services	7,794	0	0	0	0			
6540.000 Capital Outlay-Equipment	0	0	0	0	0			
6542.000 Equipment-Vehicles	0	0	0	0	0		50,000	
Dept: 000	7,796	0	2,000	1,863	2,000	2,000	55,000	0
Total Expenditures	7,796	0	2,000	1,863	2,000	2,000	55,000	0
Fire Impact Fund	-4,078	1,300	1,024	864	1,024	1,034	15,050	0

**General Plan Impact Fund
Budget Narrative for FY 2012-2013
Budget Fund 200**

FUND PURPOSE

This Fund is administered by the Community Development Department, and was established to pay for periodic updates and revisions to the Gonzales General Plan and follow-up work in support of the general plan. The financial resources supporting the fund are General Plan Maintenance Impact Fees, transfers from the general fund and other City accounts, grants, and interest income of funds on deposit.

ACCOMPLISHMENTS FOR FY 2011-2012

Completed work with AECOM consultants to finish infrastructure master plans prepared in support of the revised General Plan.

DEPARTMENTAL GOALS FOR FY 2012-2013

No Activity.

FY 2012-2013 RECOMMENDED BUDGET

No Activity.

BUDGET WORKSHEET

City Of Gonzales

Month: 4/30/2012	Prior	Current Year				(6)	(7)	(8)
	Year Actual	Original Budget	Amended Budget	Actual Thru April	Estimated Total	Staff YE Est	Recommend	Adopted
Fund: 200 - General Plan Impact Fund								
Revenues								
Dept: 000								
5355.000	General Plan Revision Fees	8,454	0	0	20,699	0	20,699	
5515.000	Interest Income	0	0	0	0	0		
5900.000	Transfer from Water	0	0	0	0	0		
5905.000	Transfer from Sewer	0	0	0	0	0		
Dept: 000		8,454	0	0	20,699	0	20,699	0
Total Revenues		8,454	0	0	20,699	0	20,699	0
Expenditures								
Dept: 000								
6210.000	Special Departmental Expenses	131	0	0	0	0		
6230.000	Legal and Accounting	7,718	0	0	0	0		
6245.000	Other Contractual Services	22,754	0	0	0	0		
6260.000	Advertising	308	0	0	0	0		
6900.000	Transfers to General Fund	0	0	0	0	0		
Dept: 000		30,911	0	0	0	0	0	0
Total Expenditures		30,911	0	0	0	0	0	0
General Plan Impact Fund		-22,457	0	0	20,699	0	20,699	0

**Sphere of Influence Impact Fund
Budget Narrative for FY 2012-2013
Budget Fund 201**

FUND PURPOSE

This Fund is administered by the Community Development Department, and was established to fund the processing of a Sphere of Influence Amendment with Monterey County LAFCO, which is intended to extend the City's Sphere of Influence boundary to include the new growth area as approved in the City's 2010 General Plan. The financial resources supporting the fund are contributions from the land developers and/or landowners with land-holdings or property options within the new growth area of the City General Plan.

ACCOMPLISHMENTS FOR FY 2011-2012

- Completed negotiations with the County regarding a Memorandum of Agreement for the expansion of the boundaries of the City's Sphere of Influence, and the establishment of planning principles by both Parties to promote logical and orderly development. Obtain approval of the Agreement with the Board of Supervisors and City Council.
- Coordinated with the land developers and/or landowners with land-holdings or property options within the new growth area of the General Plan to prepare a funding agreement to collect the financial resources necessary to fund the processing of a Sphere of Influence Amendment with Monterey County LAFCO.
- Held several meetings with interested land owners within the General Plan's New Urban Growth Area regarding the preparation and submittal of an application to Monterey County LAFCO proposing a Sphere of Influence Amendment.

DEPARTMENTAL GOALS FOR FY 2012-2013

Prepare and submit an application to Monterey County LAFCO for a Sphere of Influence Amendment based upon the adopted General Plan.

FY 2012-2013 RECOMMENDED BUDGET

The fund was originally created in FY 2011-2012. During that fiscal year, all the fees projected for the program were collected (\$82,100), and only a minimal amount of the collected fees were expended (\$4,000). Due to the newness of the fund, there is no basis for comparison with the prior fiscal year. However, the budget reflects \$59,300 in expenditures, and \$78,100 in revenues representing a no Net Cost to the City.

Revenues

Revenue reflected in this fund are contributions from the land developers and/or landowners with land-holdings or property options within the new growth area of the City General Plan, who are participating in the preparation and submittal of an application to Monterey County LAFCO proposing a Sphere of Influence Amendment in support of the adopted General Plan.

Personnel

The City Manager, Community Development Director, and other Department Heads will participate in the completion of program tasks and duties.

Other Contractual Services

Consultant resources will be engaged to provide expertise, as necessary.

MAJOR POLICY CONSIDERATIONS

- The City Council, based upon a recommendation of staff, will consider the approval of a Memorandum of Agreement between the City and County regarding the expansion of the boundaries of the City's Sphere of Influence, and the establishment of planning principles by both parties to promote logical and orderly development.
- The City Council, with input from major property owners and a recommendation from staff, can decide the timing of preparation and submittal of a Sphere of Influence Amendment to the Monterey County LAFCO.

BUDGET WORKSHEET

City Of Gonzales

Month: 4/30/2012	Prior	Current Year				(6)	(7)	(8)
	Year	Original	Amended	Actual Thru	Estimated	Staff YE Est	Recommend	Adopted
	Actual	Budget	Budget	April	Total			
Fund: 201 - Sphere of Influence Impact								
Revenues								
Dept: 000								
5262.000 Sphere of Influence Fees	0	82,100	82,100	34,104	82,100	82,100	78,100	
	<u>0</u>	<u>82,100</u>	<u>82,100</u>	<u>34,104</u>	<u>82,100</u>	<u>82,100</u>	<u>78,100</u>	<u>0</u>
Dept: 000	0	82,100	82,100	34,104	82,100	82,100	78,100	0
Total Revenues	0	82,100	82,100	34,104	82,100	82,100	78,100	0
Expenditures								
Dept: 000								
6210.000 Special Departmental Expenses	0	1,000	1,000	0	1,000	1,000	1,000	
6211.000 Office Supplies	0	100	100	0	100	100	100	
6230.000 Legal and Accounting	0	5,000	5,000	0	5,000	5,000	5,000	
6245.000 Other Contractual Services	0	75,000	75,000	0	75,000	4,000	52,200	
6260.000 Advertising	0	1,000	1,000	0	1,000	1,000	1,000	
	<u>0</u>	<u>82,100</u>	<u>82,100</u>	<u>0</u>	<u>82,100</u>	<u>11,100</u>	<u>59,300</u>	<u>0</u>
Dept: 000	0	82,100	82,100	0	82,100	11,100	59,300	0
Total Expenditures	0	82,100	82,100	0	82,100	11,100	59,300	0
Sphere of Influence Impact	0	0	0	34,104	0	71,000	18,800	0

**Recreation Services Supplemental Funding Prop 12
Budget Narrative for FY 2012-2013
Budget Fund 205**

DEPARTMENTAL MISSION

This budget is administered by the Public Works Department whose Mission supports the Vision of the City by working to enhance quality of life of our residents in an environment of safety, courtesy, integrity, and respect. In order to do so, the Department: 1) recognizes quality service to our customers, and the residents of this community are our number one priority; 2) recognizes that a "can-do" attitude is our most valuable resource; 3) provides all services in an ethical, honest, and equitable manner; 4) demonstrates pride and commitment to the work being done by being enthusiastic and professional; 5) is committed to providing services that are responsive, innovative, and fiscally sound; and 6) recognizes the critical importance of working in partnership with the business community in developing a diverse, economically stable City.

DEPARTMENTAL PROGRAMS

This fund is primarily used for reimbursement activities, i.e. Central, Meyer Park, and Harold Parkway Street Landscape, for projects funded by Grants.

ACCOMPLISHMENTS FOR FY 2011-2012

Completed the Central Park Renovation Project.

DEPARTMENTAL GOALS FOR FY 2012-2013

- Provide safe, clean, and aesthetically pleasing parks, open spaces, and right-of-ways within the City
- Provide efficient and effective customer service, which matches or exceeds the service needs of the citizens
- Replace the playground sand with recycled rubberized mulch at Meyer Park
- Resurface the Basketball Court at Central Park with a recycled sports surface
- Replace the landscape mulch in and around Meyer Park with recycled rubberized mulch and along Harold Parkway

FY 2012-2013 RECOMMENDED BUDGET

The Department's FY 2012-2013 Recommended Budget reflects expenditures and revenues of \$161,353.

Revenues

Revenues reflected in the budget are from two State Grants awarded to the City for the improvements identified under the Capital Projects section.

Personnel

No personnel costs are reflected in this budget.

Services and Supplies

Not Applicable.

Capital Projects/Fixed Assets

1. Replace the playground sand with recycled rubberized mulch at Meyer Park
2. Resurface the basketball court at Central Park with recycled sports surface
3. Replace the landscape mulch in and around Meyer Park with rubberized mulch
4. Replace the mulch along Harold Parkway with Recycled rubberized mulch

MAJOR POLICY CONSIDERATIONS

There are no major policy considerations reflected in this Budget.

BUDGET WORKSHEET

City Of Gonzales

Month: 4/30/2012	Prior	Current Year			(6)	(7)	(8)	
	Year	Original	Amended	Actual Thru	Estimated			
	Actual	Budget	Budget	April	Total	Staff YE Est	Recommend	Adopted
Fund: 205 - Rec Svcs Suppl Funding Prp 12								
Revenues								
Dept: 000								
5637.000 Grant Proceeds	60,048	0	0	0	0		161,353	
5821.000 Other Income - Reimbursements	0	0	0	0	0			
5930.000 Transfer from General Fund	0	0	0	0	0			
5950.000 Transfer from CDBG (Non Pgm)	0	0	0	0	0			
Dept: 000	60,048	0	0	0	0	0	161,353	0
Total Revenues	60,048	0	0	0	0	0	161,353	0
Expenditures								
Dept: 000								
6207.000 Central Park Renovations	0	0	0	0	0			
6208.000 Centennial Park Renovations	8,264	0	0	0	0			
6210.000 Special Departmental Expenses	97	0	0	0	0			
6235.000 Engineering and Surveying	0	0	0	0	0			
6245.000 Other Contractual Services	0	0	0	0	0			
6520.000 Capital Outlay-Buildings	0	0	0	0	0			
6530.000 Capital Outlay-Improvements	65,931	0	0	0	0		161,353	
6540.000 Capital Outlay-Equipment	0	0	0	0	0			
Dept: 000	74,292	0	0	0	0	0	161,353	0
Total Expenditures	74,292	0	0	0	0	0	161,353	0
Rec Svcs Suppl Funding Prp 12	-14,244	0	0	0	0	0	0	0

**Public Safety Fund
Budget Narrative for FY 2012-2013
Budget Fund 210**

DEPARTMENTAL MISSION

This fund is administered by the Gonzales Police Department, who supports the Vision and Mission of the City of Gonzales by providing a cooperative community policing philosophy to provide law enforcement services to our residents, businesses, and visitors.

The chief goal of the Department is the safety of all of our residents and visitors. The Department takes a zero tolerance approach to all crime issues that face Gonzales. It is this collaborative working relationship with our businesses and residents that makes Gonzales one of the safest communities in Monterey County.

ACCOMPLISHMENTS FOR FY 2011-2012

Please see Budget Unit 300.

DEPARTMENTAL GOALS FOR FY 2012-2013

Please see Budget Unit 300

FY 2012-2013 RECOMMENDED BUDGET

The Department's FY 2012-2013 Recommended Budget represents an overall increase in expenditures of \$4,098 or 1.7%, and a decrease by (\$3,500) or (2.4%) in revenues, when compared to the FY 2011-2012 Approved Budget. As a result, the Requested Net Cost is increased by \$7,598.

Personnel

The Public Safety Fund is where grant monies collected in the Supplemental Law Enforcement Fund (150) are transferred to be used to pay the partial salaries and benefits for two Officers. The remaining costs are funded through the City's General Fund. At its inception, the fund was able to cover all of the salaries, benefits, and associated costs of two Police Officer positions.

With the cost of employee salaries and benefits rising, this fund can no longer support the complete cost of two Police Officer's Positions as it did when it was created approximately ten years ago. The City also faces the possibility that monies currently allotted to the City of Gonzales through the COPS Grant (\$100,000), may be taken by the State of California in an effort to balance the State Budget. If this was to occur, the

General Fund would have to bare the costs associated with the two Officer positions funded by this budget fund.

Services and Supplies

There are no services or supplies funded by the budget except two Police Officer salaries and benefits.

Capital Projects/Fixed Assets

There are no capital projects or fixed assets associated with this fund.

MAJOR POLICY CONSIDERATIONS

As mentioned in the narrative for Fund 150 – Supplemental Law Enforcement, the City must continue to be conscious of the possible funding loss from the State, and/or the inability of the current funding source to fully fund this program. The Department was able to be part of CalGrip Grant funding for a third cycle to address gang prevention and suppression with Gonzales, which can be used to fund overtime costs associated with the grant.

BUDGET WORKSHEET

City Of Gonzales

Month: 4/30/2012	Prior	Current Year			Estimated Total	(6)	(7)	(8)
	Year Actual	Original Budget	Amended Budget	Actual Thru April		Staff YE Est	Recommend	Adopted
Fund: 210 - Public Safety Fund								
Revenues								
Dept: 000								
5425.000 Vehicle Abatement Fees	2,385	2,000	2,000	0	2,000	500	500	
5515.000 Interest Income	0	0	0	0	0			
5632.000 COPS FAST Grant	0	0	0	0	0			
5926.000 Transfer from SLESF	142,150	142,000	142,000	0	142,000	140,000	140,000	
Dept: 000	144,535	144,000	144,000	0	144,000	140,500	140,500	0
Total Revenues	144,535	144,000	144,000	0	144,000	140,500	140,500	0
Expenditures								
Dept: 000								
6110.000 Salaries-Regular Pay	81,161	127,887	127,900	97,619	127,900	127,900	133,000	
6111.000 Salaries-Overtime Pay	24,243	12,000	13,000	17,590	13,000	24,000	13,000	
6111.500 Overtime - Click It/Ticket It	0	0	0	0	0			
6113.000 Salaries-Differentials	7,945	9,312	9,300	10,662	9,300	14,200	15,690	
6120.000 Unemployment Insurance	0	0	0	0	0			
6131.000 Deferred Compensation Expense	9	0	0	392	0	392		
6132.000 Retirement - PERS	16,064	34,615	34,600	5,584	34,600	34,600	32,350	
6140.000 Life and Disability Insurance	867	2,179	2,200	1,205	2,200	2,200	2,270	
6150.000 Workers Comp Insurance	6,672	4,448	4,400	6,672	4,400	6,672	4,448	
6160.000 Social Security	7,686	11,414	11,400	8,330	11,400	11,400	12,295	
6170.000 Health and Dental Insurance	7,342	21,600	21,600	11,640	21,600	14,000	15,000	
6210.000 Special Departmental Expenses	1	0	0	0	0			
6245.000 Other Contractual Services	26,106	8,500	8,000	8,462	8,000	10,000	8,000	
6540.000 Capital Outlay-Equipment	0	0	0	0	0			
6544.000 Equipment-Computers	0	0	0	0	0			
6900.000 Transfers to General Fund	0	0	0	0	0			
6924.000 Transfer to SLESF	0	0	0	0	0			
Dept: 000	178,096	231,955	232,400	168,156	232,400	245,364	236,053	0
Total Expenditures	178,096	231,955	232,400	168,156	232,400	245,364	236,053	0
Public Safety Fund	-33,561	-87,955	-88,400	-168,156	-88,400	-104,864	-95,553	0

**Police Department CalGrip Grant
Budget Narrative FY 2012-2013
Budget Fund 216**

DEPARTMENTAL MISSION

The Gonzales Police Department supports the Vision and Mission of the City by providing public safety services to all of our residents and visitors. These services are provided using a cooperative community policing philosophy, in which the Department works with the residents to solve crime and quality of life issues in our diverse community.

The number one concern of the Department is the safety of all of our residents and visitors. The Department takes a zero tolerance to crime, and works aggressively to solve those crimes that do occur. This Budget Unit represents funding secured by the CalGrip grants that the City was awarded along with the City of Soledad, City of Greenfield, and City of King.

The monies found in this fund are pass through funds from the State of California to the City. These funds are then paid out to other jurisdictions and community based organizations that are part of the 4 Cities 4 Peace (4C4P) initiatives in Southern Monterey County.

This year, Soledad will administer the newest CalGrip 5 Grant and distribute contracted funds. Gonzales grant funds will be collected and accounted for in the General Fund, Unit 300, Police Department.

ACCOMPLISHMENTS FOR FY 2011-2012

During the 2011-2012 Budget Year, the Department was able to accomplish the following:

- Further developed working relationships with the Soledad, Greenfield, and King City to address the growing gang issues facing the region
- Assisted in securing grant funding from the State of California for the next CalGrip cycle
- Administered contracts with Social Outreach Services, Sun Street Center, Rancho Cielo Youth Corps, and Silver Star Resource Center to address intervention and prevention efforts in the region
- Worked collaboratively with the involved partners to conduct several suppression efforts in the region
- Formed an Emergency Response Team to address gang crimes when they occur in the region

- Took the lead, coordinated, and submitted for a Federal UJJDP Grant for the 4C4P for \$1.5 million over 3 years

DEPARTMENTAL GOALS FOR 2012-2013

- Continue working with Social Outreach Services to enhance Gonzales' Clergy Council
- Continue the partnership with Gonzales School Unified District to enhance our ability to identify and intervene with youth, who are exhibiting signs of gang involvement or other troublesome behavior
- Continue suppression efforts within the region to apprehend wanted gang members

FY 2012-2013 RECOMMENDED BUDGET

The Program's FY 2012-2013 Recommended Budget represents a decrease of (\$5,000) or (2.7%) in expenditures and revenues. As a result, the Requested Net Cost remains unchanged.

Revenues

The City of Gonzales will receive CalGrip funds that reimburse for actual expenses from the General Fund accounted for in Unit 300, Police Department.

Personnel

While personnel are assigned to several functions under this budget fund, the funding is supplied by the State of California. The time invested by the Chief of Police, Police Records Supervisor, and Finance Personnel are used to support the required match under the grant.

Services and Supplies

There are no services or supplies associated with this fund in FY 2012-2013.

Capital Projects/Fixed Assets

There are no Capital Projects funded under this budget fund.

MAJOR POLICY CONSIDERATIONS

The collaboration of the City of Gonzales, City of Soledad, City of Greenfield and City of King, along with the community based organizations, continues to work on securing federal grant funds to help enhance and support the efforts on reducing gang violence in Southern Monterey County.

BUDGET WORKSHEET

City Of Gonzales

Month: 4/30/2012	Prior	Current Year				(6)	(7)	(8)
	Year	Original	Amended	Actual Thru	Estimated	Staff YE Est	Recommend	Adopted
Fund: 216 - CalGRIP Fund	Actual	Budget	Budget	April	Total			
Revenues								
Dept: 000								
5637.000 Grant Proceeds	202,987	185,000	250,000	220,873	250,000	250,000	180,000	
5821.000 Other Income - Reimbursements	0	0	0	0	0			
Dept: 000	202,987	185,000	250,000	220,873	250,000	250,000	180,000	0
Total Revenues	202,987	185,000	250,000	220,873	250,000	250,000	180,000	0
Expenditures								
Dept: 000								
6245.000 Other Contractual Services	202,985	145,000	145,000	223,873	145,000	250,000	180,000	
6900.000 Transfers to General Fund	0	40,000	40,000	0	40,000			
Dept: 000	202,985	185,000	185,000	223,873	185,000	250,000	180,000	0
Total Expenditures	202,985	185,000	185,000	223,873	185,000	250,000	180,000	0
CalGRIP Fund	2	0	65,000	-3,000	65,000	0	0	0

**Police Impact Fund
Budget Narrative for FY 2012-2013
Budget Fund 220**

DEPARTMENTAL MISSION

This fund is administered by the Gonzales Police Department who supports the Vision and Mission of the City by providing public safety services, based on a cooperative community policing platform to ensure the safety of all of our residents, businesses, and visitors.

DEPARTMENTAL PROGRAMS

This fund is used to track revenues and expenditures associated with collection of Police Impact Fees received from new development within the City. Growth induced costs may be funded by the Budget Unit.

ACCOMPLISHMENTS FOR FY 2011-2012

Please see Budget Unit 300.

DEPARTMENTAL GOALS FOR FY 2012-2013

Please see Budget Unit 300.

FY 2012-2013 RECOMMENDED BUDGET

The Department's FY 2012-2013 Recommended Budget represents an increase of \$40,850 in revenues, and \$40,600 in expenditures, when compared to the FY 2011-2012 Approved Budget. As a result, the Requested Net Cost is decreased by (\$250).

Estimated Fund Balance

The year-end fund balance as of June 30, 2012 is estimated to be \$27,000.

Revenues

Revenues reflect several projects expected during the fiscal year.

Personnel

There are no personnel costs reflected in this budget.

Services and Supplies

There are no services or supplies budgeted this fiscal year.

Capital Projects and Fixed Assets

Budgeted items are for the radio purchases for the Next Generation Radio System required as part of the County's communication system upgrades and a partial payment of the lease purchase finance that was done to purchase 3 patrol cars, water meters, and a lawn mower.

Revenues

The budget reflects revenues expected from development.

MAJOR POLICY CONSIDERATIONS

There are no major policy considerations reflected in this budget.

BUDGET WORKSHEET

City Of Gonzales

Month: 4/30/2012	Prior	Current Year				(6)	(7)	(8)
	Year	Original	Amended	Actual Thru	Estimated	Staff YE Est	Recommend	Adopted
	Actual	Budget	Budget	April	Total			
Fund: 220 - Police Impact Fund								
Revenues								
Dept: 000								
5271.000 Police Impact Fees	0	1,000	0	0	0		42,000	
5510.000 Investment Income	0	0	0	0	0			
5515.000 Interest Income	178	200	100	67	100	80	50	
5701.000 Charges for Current Services	55	0	0	0	0			
Dept: 000	233	1,200	100	67	100	80	42,050	0
Total Revenues	233	1,200	100	67	100	80	42,050	0
Expenditures								
Dept: 000								
6210.000 Special Departmental Expenses	452	0	2,000	356	2,000	2,000	30,000	
6211.000 Office Supplies	0	0	0	0	0			
6212.000 Maintenance Supplies	0	0	0	596	0	596		
6245.000 Other Contractual Services	7,794	0	0	0	0			
6316.000 Administrative Fees	0	0	0	0	0			
6325.000 Contingency Account	0	0	0	0	0			
6335.000 Block Grant Expenditures	0	0	0	0	0			
6530.000 Capital Outlay-Improvements	0	0	0	0	0			
6540.000 Capital Outlay-Equipment	0	0	0	0	0			
6542.000 Equipment-Vehicles	0	0	0	0	0		10,600	
Dept: 000	8,246	0	2,000	952	2,000	2,596	40,600	0
Total Expenditures	8,246	0	2,000	952	2,000	2,596	40,600	0
Police Impact Fund	-8,013	1,200	-1,900	-885	-1,900	-2,516	1,450	0

Sewer Impact Fund Budget Narrative for FY 2012-2013 Budget Fund 230

DEPARTMENTAL MISSION

This impact fund is administered by the Public Works Department whose Mission supports the Vision of the City by working to enhance the quality of life of our residents in an environment of safety, courtesy, integrity, and respect. In order to do so, the Department: 1) recognizes quality service to our customers, and the residents of this community are our number one priority; 2) recognizes that a "can-do" attitude is our most valuable resource; 3) provides all services in an ethical, honest, and equitable manner; 4) demonstrates pride and commitment to the work being done by being enthusiastic and professional; 5) is committed to providing services that are responsive, innovative, and fiscally sound; and 6) recognizes the critical importance of working in partnership with the business community in developing a diverse, economically stable City.

DEPARTMENTAL PROGRAMS

This fund is used to track expenditures for improvements to the Sewer System necessary to accommodate growth of the City.

ACCOMPLISHMENTS FOR FY 2011-2012

- Completed a draft conceptual Agreement to the Meyer Trust for an Option Agreement on the purchase of the remainder of the Meyer property of approximately 21.06 +/- acres
- Completed Phase II & III of the Sewer Management Plan
- Updated the Operations & Maintenance Manual

DEPARTMENTAL GOALS FOR FY 2012-2013

- Initiate the process for a Supervisory Control Access and Data Acquisition (SCADA) System
- Develop a Salt Management Plan – RWQCB Condition
- Develop Long Term Wastewater Management Plan
- Finalize Option Agreement to purchase the remainder of the Meyer property of 21.06 +/- acres
- Finalize Long Term Agreement to purchase 40+/- acres from owners on the west side of the Treatment Plant

FY 2012-2013 RECOMMENDED BUDGET

The Department's FY 2012-2013 Recommended Budget represents \$187,500 in expenditures, and an increase of \$225,960 or 219% in revenues, when compared to the

FY 2011-2012 Approved Budget. As a result, the Requested Net Cost is decreased by (\$38,460).

Revenues

Increases in revenues are anticipated from a few private developments including a proposed winery on Gonzales River Road, a Health and Wellness Center, and Vegetable Cooling Processing Facilities.

Estimated Fund Balance

The year-end Fund Balance is estimated to be \$190,000 as of June 30, 2012.

Personnel

There are no personnel costs related to this budget.

Services and Supplies

The reason for the increase is due to contractual services for:

1. An upgrade tot the SCADA System at the lift stations (\$35,500)
2. A Salt Management Plan (\$20,000)
3. The permit and plan for an expansion to the Wastewater Treatment Plant (\$65,000)
4. Option Agreement to acquire more sewer land (\$37,500)
5. First payment to purchase an additional 21 acres at the Wastewater Treatment Plant (\$50,000)

Capital Projects/Fixed Assets

At this point, no funds are included in the budget for capital projects. However, staff is exploring options to automate the system and as such, adjustments during the year might be presented to your Council for approval.

MAJOR POLICY CONSIDERATIONS

As funding becomes available, Request for Proposals will be released in the following projects:

- Purchase of properties adjacent to Wastewater Treatment Plant to meet General Plan needs

BUDGET WORKSHEET

City Of Gonzales

Month: 4/30/2012	Prior	Current Year				(6)	(7)	(8)
	Year	Original	Amended	Actual Thru	Estimated	Staff YE Est	Recommend	Adopted
	Actual	Budget	Budget	April	Total			
Fund: 230 - Sewer Impact Fund								
Revenues								
Dept: 000								
5272.000 Sewer Impact Fees	3,537	101,125	101,100	8,928	101,100	10,000	328,085	
5510.000 Investment Income	0	0	0	0	0			
5515.000 Interest Income	1,433	2,000	2,000	801	2,000	820	1,000	
5860.000 Principal Payments Received	5,797	0	0	0	0			
Dept: 000	10,767	103,125	103,100	9,729	103,100	10,820	329,085	0
Total Revenues	10,767	103,125	103,100	9,729	103,100	10,820	329,085	0
Expenditures								
Dept: 000								
6210.000 Special Departmental Expenses	2	0	0	0	0			
6212.000 Maintenance Supplies	0	0	0	0	0			
6235.000 Engineering and Surveying	0	0	0	0	0			
6245.000 Other Contractual Services	0	0	18,500	10,991	18,500	10,991	187,500	
6954.000 Transfer To Fund 460	0	0	0	0	0			
6955.000 Transfer to 407	0	0	0	0	0			
Dept: 000	2	0	18,500	10,991	18,500	10,991	187,500	0
Total Expenditures	2	0	18,500	10,991	18,500	10,991	187,500	0
Sewer Impact Fund	10,765	103,125	84,600	-1,262	84,600	-171	141,585	0

**Circulation System Impact Fund
Budget Narrative for FY 2012-2013
Budget Fund 235**

DEPARTMENTAL MISSION

This impact fund is administered by the Public Works Department whose Mission is to enhance the quality of life of our residents in an environment of safety, courtesy, integrity, and respect. In order to do so, the Department: 1) recognizes quality service to our customers, and the residents of this community are our number one priority; 2) recognizes that a "can-do" attitude is our most valuable resource; 3) provides all services in an ethical, honest, and equitable manner; 4) demonstrates pride and commitment to the work being done by being enthusiastic and professional; 5) is committed to providing services that are responsive, innovative, and fiscally sound; and 6) recognizes the critical importance of working in partnership with the business community in developing a diverse, economically stable City.

DEPARTMENTAL PROGRAMS

This fund is used to track expenditures for improvements to the Street System necessary to accommodate growth of the City.

ACCOMPLISHMENTS FOR FY 2011-2012

Initiated three way land exchange for future La Gloria Interchange.

DEPARTMENTAL GOALS FOR FY 2012-2013

- Complete the three way land exchange for the future La Gloria Interchange
- Continue to work on implementing improvements to the Fifth Street – HWY 101 Overpass

FY 2012-2013 RECOMMENDED BUDGET

The Department's FY 2012-2013 Recommended Budget represents an increase of \$30,000 in expenditures, and an increase of \$218,218 or 148% in revenues, when compared to the FY 2011-2012 Approved Budget. As a result, the Requested Net Cost is decreased by (\$188,218).

Revenues

Increases in revenues are anticipated from a few private developments including a proposed winery on Gonzales River Road, a Health and Wellness Center, and Vegetable Cooling Processing Facilities.

Estimated Fund Balance

The year-end Fund Balance is estimated to be \$90,000 as of June 30, 2012.

Personnel

There are no personnel costs reflected in this budget.

Services and Supplies

Have earmark \$30,000 in funding to assist potential developer with signalization approvals for the Fifth Street Overpass with Caltrans.

Capital Projects/Fixed Assets

None planned for this fiscal year.

MAJOR POLICY CONSIDERATIONS

There are no major policy considerations reflected in this budget.

BUDGET WORKSHEET

City Of Gonzales

Month: 4/30/2012	Prior	Current Year			(6)	(7)	(8)	
	Year	Original	Amended	Actual Thru	Estimated	Staff YE Est	Recommend	Adopted
	Actual	Budget	Budget	April	Total			
Fund: 235 - Circulation System Impact								
Revenues								
Dept: 000								
5278.000 Circulation System Impact Fees	0	146,500	70,000	0	70,000	70,000	364,618	
5515.000 Interest Income	675	500	500	543	500	560	600	
5674.000 Safe Route To School	0	0	40,000	0	40,000	40,000		
Dept: 000	675	147,000	110,500	543	110,500	110,560	365,218	0
Total Revenues	675	147,000	110,500	543	110,500	110,560	365,218	0
Expenditures								
Dept: 000								
6210.000 Special Departmental Expenses	2	0	0	0	0			
6235.000 Engineering and Surveying	387	0	0	2,140	0	2,140	30,000	
6245.000 Other Contractual Services	0	0	40,000	12,611	40,000	40,000		
6530.000 Capital Outlay-Improvements	0	0	0	0	0			
6540.000 Capital Outlay-Equipment	0	0	0	0	0			
Dept: 000	389	0	40,000	14,751	40,000	42,140	30,000	0
Total Expenditures	389	0	40,000	14,751	40,000	42,140	30,000	0
Circulation System Impact	286	147,000	70,500	-14,208	70,500	68,420	335,218	0

**Water Impact Fund
Budget Narrative for FY 2012-2013
Budget Fund 240**

DEPARTMENTAL MISSION

This impact fund is administered by the Public Works Department whose Mission is to enhance the quality of life of our residents in an environment of safety, courtesy, integrity, and respect. In order to do so, the Department: 1) recognizes quality service to our customers, and the residents of this community are our number one priority; 2) recognizes that a "can-do" attitude is our most valuable resource; 3) provides all services in an ethical, honest, and equitable manner; 4) demonstrates pride and commitment to the work being done by being enthusiastic and professional; 5) is committed to providing services that are responsive, innovative, and fiscally sound; and 6) recognizes the critical importance of working in partnership with the business community in developing a diverse, economically stable City.

DEPARTMENTAL PROGRAMS

This fund is used to track expenditures for improvements to the Water System necessary to accommodate growth of the City.

ACCOMPLISHMENTS FOR FY 2011-2012

- Participated with the General Plan Update process to assure a good plan for services
- Maintained the collection of impact fees as appropriate for development

DEPARTMENTAL GOALS FOR FY 2012-2013

Maintain the collection of impact fees as appropriate for development.

FY 2012-2013 RECOMMENDED BUDGET

The Department's FY 2012-2013 Recommended Budget represents no expenditures, and an increase of \$60,364 or 186% in revenues, when compared to the FY 2011-2012 Approved Budget. As a result, the Requested Net Cost is decreased by (\$60,364).

Estimated Fund Balance

The year-end Fund Balance is estimated to be \$750,000 as of June 30, 2012.

Revenues

Increases in revenues are anticipated from a few private developments including a proposed winery on Gonzales River Road, a Health and Wellness Center, and Vegetable Cooling Processing Facilities.

Personnel

There are no personnel costs reflected in this budget.

Services and Supplies

There are no significant expenditures reflected in this category.

Capital Projects/Fixed Assets

There are no capital projects and/or fixed assets reflected in the budget.

MAJOR POLICY CONSIDERATIONS

There are no major policy considerations reflected in the budget.

BUDGET WORKSHEET

City Of Gonzales

Month: 4/30/2012	Prior	Current Year			(6)	(7)	(8)	
	Year Actual	Original Budget	Amended Budget	Actual Thru April	Estimated Total	Staff YE Est	Recommend	Adopted
Fund: 240 - Water Impact Fund								
Revenues								
Dept: 000								
5273.000 Water Impact Fees	2,172	26,516	26,500	2,903	26,500	2,903	89,980	
5510.000 Investment Income	0	0	0	0	0			
5515.000 Interest Income	6,108	6,000	6,000	2,867	6,000	2,900	2,900	
5860.000 Principal Payments Received	10,249	0	0	0	0			
Dept: 000	18,529	32,516	32,500	5,770	32,500	5,803	92,880	0
Total Revenues	18,529	32,516	32,500	5,770	32,500	5,803	92,880	0
Expenditures								
Dept: 000								
6210.000 Special Departmental Expenses	2	0	0	0	0			
6211.000 Office Supplies	0	0	0	0	0			
6212.000 Maintenance Supplies	0	0	0	0	0			
6235.000 Engineering and Surveying	0	0	0	1,830	0	1,830		
6245.000 Other Contractual Services	0	0	18,500	10,991	18,500	10,991		
6255.000 Liability Insurance	0	0	0	0	0			
Dept: 000	2	0	18,500	12,821	18,500	12,821	0	0
Total Expenditures	2	0	18,500	12,821	18,500	12,821	0	0
Water Impact Fund	18,527	32,516	14,000	-7,051	14,000	-7,018	92,880	0

**Public Facilities Impact Fund
Budget Narrative for FY 2012-2013
Budget Fund 241**

DEPARTMENTAL MISSION

This impact fund is administered by the Public Works Department whose Mission is to enhance the quality of life of our residents in an environment of safety, courtesy, integrity, and respect. In order to do so, the Department: 1) recognizes quality service to our customers, and the residents of this community are our number one priority; 2) recognizes that a "can-do" attitude is our most valuable resource; 3) provides all services in an ethical, honest, and equitable manner; 4) demonstrates pride and commitment to the work being done by being enthusiastic and professional; 5) is committed to providing services that are responsive, innovative, and fiscally sound; and 6) recognizes the critical importance of working in partnership with the business community in developing a diverse, economically stable City.

DEPARTMENTAL PROGRAMS

This fund is used to track expenditures for improvements to City general facilities impacted and/or needed as a result of development and/or growth.

ACCOMPLISHMENTS FOR FY 2011-2012

This budget unit had no activity.

DEPARTMENTAL GOALS FOR FY 2012-2013

Complete a minor retrofit in order to occupy a portion of the dental office immediately adjacent to City Hall, in order to free up more counter, storage and office space.

FY 2012-2013 RECOMMENDED BUDGET

The Department's FY 2012-2013 Recommended Budget represents no change in expenditures, and an increase of \$9,680 in revenues when, compared to the FY 2011-2012 Approved Budget. As a result, the Requested Net Cost is decreased by (\$9,680).

Estimated Fund Balance

The year-end fund balance is estimated to be \$58,000 as of June 30, 2012, which is sufficient to cover the fund's Net Cost.

Revenues

This budget reflects no revenues expected from development.

Personnel

There are no personnel costs reflected in this budget.

Services and Supplies

This budget reflects no expenditures.

Capital Projects/Fixed Assets

The budget reflects \$20,000 for the possible expansion of City Hall into the Dental Office storage area as they expand further to the north of the building. There is a need for additional office, counter and storage space at City Hall to accommodate and service the recent and pending developments.

MAJOR POLICY CONSIDERATIONS

There are no major policy considerations reflected in this budget.

BUDGET WORKSHEET

City Of Gonzales

Month: 4/30/2012	Prior	Current Year			(6)	(7)	(8)	
	Year	Original	Amended	Actual Thru	Estimated			
	Actual	Budget	Budget	April	Total	Staff YE Est	Recommend	Adopted
Fund: 241 - Public Facilities Impact Mitig								
Revenues								
Dept: 000								
5277.000 Public Facilities Impact Fees	0	0	0	0	0		9,680	
5515.000 Interest Income	95	0	0	97	0	100		
Dept: 000	95	0	0	97	0	100	9,680	0
Total Revenues	95	0	0	97	0	100	9,680	0
Expenditures								
Dept: 000								
6210.000 Special Departmental Expenses	2	0	0	0	0			
6275.000 Subscriptions and Training	11	0	0	0	0			
6530.000 Capital Outlay-Improvements	0	20,000	20,000	0	20,000		20,000	
Dept: 000	13	20,000	20,000	0	20,000	0	20,000	0
Total Expenditures	13	20,000	20,000	0	20,000	0	20,000	0
Public Facilities Impact Mitig	82	-20,000	-20,000	97	-20,000	100	-10,320	0

**Public Uses Impact Fund
Budget Narrative for FY 2012-2013
Budget Fund 242**

DEPARTMENTAL MISSION

This impact fund is administered by the City Manager's office whose Mission is to implement the Vision and Mission of the City by providing professional leadership, developing innovative approaches, and creative partnerships in the management of the City, and executing City Council policies. This will be done by always holding to the highest ideals of public service and ethics.

DEPARTMENTAL PROGRAMS

This fund is used to track expenditures for improvements or construction of the Community Center, or other community facilities impacted and/or needed as a result of development and/or growth.

ACCOMPLISHMENTS FOR FY 2011-2012

- Completed the conceptual plan for the Community Center
- Worked with the Community Development Department, and successfully obtained a Community Development Block Grant (CDBG) Planning and Technical Assistant Grant to complete some of the necessary studies for the Community Center.

DEPARTMENTAL GOALS FOR FY 2012-2013

- Continue to collect impact funds
- Finalize the plan for the Community Center
- Continue putting together the programming for the Community Center, and identify funding and funding partners
- Work with the Gonzales Unified School District to develop a Community Facilities Master Plan that would include the Community Center, and other important facility projects for the School and City

FY 2012-2013 RECOMMENDED BUDGET

The Department's FY 2012-2013 Recommended Budget represents no change in expenditures and revenues, when compared to the FY 2011-2012 Approved Budget. As a result, the Requested Net Cost remains unchanged.

Estimated Fund Balance

The year-end fund balance is estimated to be \$20,000 as of June 30, 2012, which is sufficient to cover the fund's Net Cost.

Revenues

This budget reflects no revenues from development.

Personnel

There are no personnel costs reflected in this budget.

Services and Supplies

This budget reflects expenditures for architectural services for the design of the Community Center.

Capital Projects/Fixed Assets

There are no capital projects or fixed assets reflected in this budget.

MAJOR POLICY CONSIDERATIONS

The major policy consideration reflected in this budget is continuing the design, and ultimately the construction of the Community Center, which directly reinforces and supports the Vision and Mission of the City.

BUDGET WORKSHEET

City Of Gonzales

Month: 4/30/2012	Prior	Current Year			(6)	(7)	(8)	
	Year	Original	Amended	Actual Thru	Estimated	Staff YE Est	Recommend	Adopted
Fund: 242 - Public Uses Mitigation Fees	Actual	Budget	Budget	April	Total			
Revenues								
Dept: 000								
5277.000 Public Facilities Impact Fees	0	0	0	0	0			
5515.000 Interest Income	29	0	0	29	0	35		
Dept: 000	29	0	0	29	0	35	0	0
Total Revenues	29	0	0	29	0	35	0	0
Expenditures								
Dept: 000								
6210.000 Special Departmental Expenses	0	0	0	0	0			
6235.000 Engineering and Surveying	0	0	0	0	0			
6245.000 Other Contractual Services	0	8,000	8,000	0	8,000		8,000	
Dept: 000	0	8,000	8,000	0	8,000	0	8,000	0
Total Expenditures	0	8,000	8,000	0	8,000	0	8,000	0
Public Uses Mitigation Fees	29	-8,000	-8,000	29	-8,000	35	-8,000	0

**Aquatics Facilities Impact Fund
Budget Narrative for FY 2012-2013
Budget Fund 243**

DEPARTMENTAL MISSION

This impact fund is administered by the Aquatics Program which supports the Vision and Mission of the City by providing a safe environment for aquatic recreation; teaching aquatic safety through swim lessons; providing opportunities for Gonzales residents to enjoy aquatic recreation; and managing fiscal resources responsibly.

DEPARTMENTAL PROGRAMS

This fund is used to track expenditures for improvements to the Aquatics Facility.

ACCOMPLISHMENTS FOR FY 2011-2012

- Collected Impact Funds
- Pool is in 100% compliance with the VGB Federal Pool Act

DEPARTMENTAL GOALS FOR FY 2012-2013

- Continue to collect Impact Funds
- Continue to work with the Parks and Recreation Commission and community to figure out the best course of option to replace the pool

FY 2012-2013 RECOMMENDED BUDGET

The Department's FY 2012-2013 Recommended Budget represents no activity for FY 2012-2013.

Revenues

This budget reflects no revenues expected from development.

Personnel

There are no personnel costs reflected in this budget.

Services and Supplies

This category reflects no expenditures.

MAJOR POLICY CONSIDERATIONS

New Federal requirements mandate the installation of a wheel chair lift at the pool in 2012. Staff worked aggressively to meet this mandate, but after discussion with the County Environmental Health Department, and an extension to the deadline by the Federal Government, staff was able to successfully work with the County to open the pool for a new season. However, this mandate will eventually be required. In addition, meeting the mandate is not the only concern because the pool is very old and needs significant upgrades to bring it up to current standards. Both, meeting the new mandates and upgrading the existing pool, is very expensive and likely it will not be worth investing significant funds in an old facility.

Therefore, staff worked with the Parks and Recreation Commission to explore options for improving the pool. Based on the costs and the requirements, it was felt that constructing a new pool would be the best alternative, in spite of the financial challenges that it would pose. The current estimate to build a new pool is \$2.6 million. The Parks and Recreation Commission discussed the possibility of going to the voters to raise the funds for a new pool. What is clear is that a lot of work remains ahead on the pool, but it is a very important asset to the community that will bear a lot of attention in FY 2012-2013.

BUDGET WORKSHEET

City Of Gonzales

Month: 4/30/2012	Prior	Current Year			(6)	(7)	(8)	
	Year	Original	Amended	Actual Thru	Estimated	Staff YE Est	Recommend	Adopted
Fund: 243 - Aquatic Facilities Mitigation	Actual	Budget	Budget	April	Total			
Revenues								
Dept: 000								
5277.000 Public Facilities Impact Fees	0	0	0	0	0			
5515.000 Interest Income	0	0	0	0	0			
Dept: 000	0	0	0	0	0	0	0	0
Total Revenues	0	0	0	0	0	0	0	0
Expenditures								
Dept: 000								
6210.000 Special Departmental Expenses	2	0	0	0	0			
6212.000 Maintenance Supplies	0	0	0	0	0			
6530.000 Capital Outlay-Improvements	0	0	0	0	0			
Dept: 000	2	0	0	0	0	0	0	0
Total Expenditures	2	0	0	0	0	0	0	0
Aquatic Facilities Mitigation	-2	0	0	0	0	0	0	0

**Animal Control Facilities Impact Fees Fund
Budget Narrative for FY 2012-2013
Budget Fund 244**

DEPARTMENTAL MISSION

This fund is administered by the Gonzales Police Department who supports the Vision and Mission of the City by providing public safety services based on a cooperative community policing platform to ensure the safety of all of our residents, businesses, and visitors.

DEPARTMENTAL PROGRAMS

This fund is used to track the revenues and expenditures for improvements to the Animal Control Holding Facility from Impact Fees collected from new development with the City.

ACCOMPLISHMENTS FOR FY 2011-2012

The Gonzales Animal Control Holding Facility used for temporarily holding animals was replaced. The new facility will provide improved sheltering while animals are held pending transpiration to animal control shelters.

DEPARTMENTAL GOALS FOR FY 2012-2013

Continue to collect Animal Control Facility Impact Fees for all new development in the City.

FY 2012-2013 RECOMMENDED BUDGET

The Department's FY 2012-2013 recommended budget includes no expenses and revenue.

Revenues

This budget reflects no activity.

Personnel

There are no personnel costs associated with this budget.

Services and Supplies

This budget reflects no expenditures.

Capital Projects and Fixed Assets

This budget reflects no expenditures.

MAJOR POLICY CONSIDERATIONS

There are no major policy considerations reflected in this budget.

City Of Gonzales

Month: 4/30/2012	Prior	Current Year			(6)	(7)	(8)	
	Year	Original	Amended	Actual Thru	Estimated	Staff YE Est	Recommend	Adopted
Actual	Budget	Budget	April	Total				
Fund: 244 - Animal Control Facilities Miti								
Revenues								
Dept: 000								
5277.000 Public Facilities Impact Fees	0	0	0	0	0			
Dept: 000	0	0	0	0	0	0	0	0
Total Revenues	0	0	0	0	0	0	0	0
Expenditures								
Dept: 000								
6210.000 Special Departmental Expenses	2	0	2,472	2,781	2,472	2,781		
6212.000 Maintenance Supplies	0	0	170	170	170	170		
6530.000 Capital Outlay-Improvements	0	0	858	1,137	858	1,137		
Dept: 000	2	0	3,500	4,088	3,500	4,088	0	0
Total Expenditures	2	0	3,500	4,088	3,500	4,088	0	0
Animal Control Facilities Miti	-2	0	-3,500	-4,088	-3,500	-4,088	0	0

**Storm Drainage Facilities Impact Fee
Budget Narrative for FY 2012-2013
Budget Fund 245**

DEPARTMENTAL MISSION

This impact fund is administered by the Public Works Department whose Mission is to enhance the quality of life of our residents in an environment of safety, courtesy, integrity, and respect. In order to do so, the Department: 1) recognizes quality service to our customers, and the residents of this community are our number one priority; 2) recognizes that a "can-do" attitude is our most valuable resource; 3) provides all services in an ethical, honest, and equitable manner; 4) demonstrates pride and commitment to the work being done by being enthusiastic and professional; 5) is committed to providing services that are responsive, innovative, and fiscally sound; and 6) recognizes the critical importance of working in partnership with the business community in developing a diverse, economically stable City.

DEPARTMENTAL PROGRAMS

This fund is used to track expenditures for improvements to the storm drainage necessary to accommodate growth of the City.

ACCOMPLISHMENTS FOR FY 2011-2012

Collected Storm Drainage Facilities Impact Funds.

DEPARTMENTAL GOALS FOR FY 2012-2013

- Continue Storm Drainage Facilities Impact Funds collection
- Issue RFI to complete a Hydraulic Analysis of the Gonzales Slough

FY 2012-2013 RECOMMENDED BUDGET

The Department's FY 2012-2013 Recommended Budget represents an increase of \$75,000 in expenditures, and an increase of \$51,919 or 132% in revenues, when compared to the FY 2011-2012 Approved Budget. As a result, the Requested Net Cost is increased by \$23,001.

Estimated Fund Balance

The year-end Fund Balance is estimated to be \$150,000 as of June 30, 2012.

Revenues

Increases in revenues are anticipated from a few private developments including a proposed winery on Gonzales River Road, a Health and Wellness Center, and Vegetable Cooling Processing Facilities.

Personnel

There are no personnel costs reflected in this budget.

Services and Supplies

This budget reflects \$80,000 allocation to complete a Hydraulic Analysis of the Gonzales Slough to help address the General Plan requirements on Retention or Detention Drainages facilities.

Capital Projects/Fixed Assets

There is no capital projects/fixed assets reflected in this budget.

MAJOR POLICY CONSIDERATIONS

The Storm Drainage Facilities Impact Fee Report should be reviewed and updated as necessary. Also, because the General Plan process and certification of the corresponding Environmental Impact Report was completed, there might be a need to move forward and develop Storm Water Drainage Master Plans.

BUDGET WORKSHEET

City Of Gonzales

Month: 4/30/2012	Prior	Current Year			(6)	(7)	(8)	
	Year	Original	Amended	Actual Thru	Estimated			
Fund: 245 - Storm Drainage Facil Impact	Actual	Budget	Budget	April	Total	Staff YE Est	Recommend	Adopted
Revenues								
Dept: 000								
5279.000 Storm Drainage Impact Fees	0	38,452	38,500	0	38,500		90,941	
5515.000 Interest Income	1,089	1,000	1,000	421	1,000	430	430	
Dept: 000	1,089	39,452	39,500	421	39,500	430	91,371	0
Total Revenues	1,089	39,452	39,500	421	39,500	430	91,371	0
Expenditures								
Dept: 000								
6210.000 Special Departmental Expenses	2	0	0	0	0			
6235.000 Engineering and Surveying	0	5,000	5,000	0	5,000		80,000	
6245.000 Other Contractual Services	20	0	30,067	23,037	30,067	30,067		
Dept: 000	22	5,000	35,067	23,037	35,067	30,067	80,000	0
Total Expenditures	22	5,000	35,067	23,037	35,067	30,067	80,000	0
Storm Drainage Facil Impact	1,067	34,452	4,433	-22,616	4,433	-29,637	11,371	0

**Park Impact
Budget Narrative for FY 2012-2013
Budget Fund 250**

DEPARTMENTAL MISSION

This impact fund is administered by the Public Works Department whose Mission supports the Vision of the City by working to enhance quality of life of our residents in an environment of safety, courtesy, integrity, and respect. In order to do so, the Department: 1) recognizes quality service to our customers, and the residents of this community are our number one priority; 2) recognizes that a "can-do" attitude is our most valuable resource; 3) provides all services in an ethical, honest, and equitable manner; 4) demonstrates pride and commitment to the work being done by being enthusiastic and professional; 5) is committed to providing services that are responsive, innovative, and fiscally sound; and 6) recognizes the critical importance of working in partnership with the business community in developing a diverse, economically stable City.

DEPARTMENTAL PROGRAMS

This fund is used to reflect the expenditures and revenues for a variety of park improvement projects.

ACCOMPLISHMENTS FOR FY 2011-2012

Installed Sewer Lift Station at the Pool.

DEPARTMENTAL GOALS FOR FY 2012-2013

- Provide safe, clean, and aesthetically pleasing parks, open spaces, and right-of-ways within the City
- Ensure that future park improvements are adequately maintained
- Maintain and manage the parks to meet or exceed established recognized standards
- Provide efficient and effective customer service which matches or exceeds the service needs of the citizens
- Install the outdoors sports equipment at Centennial and Central Parks
- Evaluate the possibility of replacing the basketball surface at Central Park, and the sand at Meyer Park

FY 2012-2013 RECOMMENDED BUDGET

The Department's FY 2012-2013 Recommended Budget represents an overall decrease of (\$30,247) or (100%) in expenditures, and an increase of \$10,300 in revenues, when

compared to the FY 2011-2012 Approved Budget. As a result, the Requested Net Cost is decreased by (\$40,547).

Estimated Fund Balance

The year-end Fund Balance is estimated to be \$56,000 as of June 30, 2012, which is sufficient to cover the Fund's Net Cost.

Revenues

Revenues are down due to the state of the economy resulting in no housing construction activity in the City.

Personnel

There are no personnel costs reflected in this budget.

Services and Supplies

Budget reflects no expenditures in this category.

Capital Projects/Fixed Assets

The budget reflects no expenditures in this category.

MAJOR POLICY CONSIDERATIONS

Through the General Plan Update process, staff will continue to work with the Parks and Recreation Commission, Planning Commission, and ultimately, the City Council to complete a "Park Master Plan" to be utilized as a planning guide for future development thereby enhancing general City park services.

BUDGET WORKSHEET

City Of Gonzales

Month: 4/30/2012	Prior	Current Year				(6)	(7)	(8)	
	Year Actual	Original Budget	Amended Budget	Actual Thru April	Estimated Total	Staff YE Est	Recommend	Adopted	
Fund: 250 - Park Impact Fund									
Revenues									
Dept: 000									
5274.000	Park Impact Fees	14,852	0	0	0	0	10,000		
5275.000	Signalization Fees	0	0	0	0	0			
5277.000	Public Facilities Impact Fees	0	0	0	0	0			
5510.000	Investment Income	0	0	0	0	0			
5515.000	Interest Income	1,301	0	0	207	0	300	300	
5521.000	Proceeds from Lease	0	0	0	0	0			
5820.000	Other Income - Misc Payments	30,000	0	0	0	0			
5826.000	Contributions	0	0	0	0	0			
Dept: 000		46,153	0	0	207	0	300	10,300	0
Total Revenues		46,153	0	0	207	0	300	10,300	0
Expenditures									
Dept: 000									
6210.000	Special Departmental Expenses	61	0	0	0	0			
6212.000	Maintenance Supplies	1,197	0	0	419	0	419		
6230.000	Legal and Accounting	0	0	0	0	0			
6235.000	Engineering and Surveying	33,607	0	1,201	3,030	1,201	3,030		
6245.000	Other Contractual Services	10,387	0	0	0	0			
6260.000	Advertising	3,891	0	0	0	0			
6530.000	Capital Outlay-Improvements	180,587	30,247	36,707	36,707	36,707	36,707		
6610.000	Interest Expense	0	0	0	0	0			
6620.000	Principal Reduction	0	0	0	0	0			
Dept: 000		229,730	30,247	37,908	40,156	37,908	40,156	0	0
Total Expenditures		229,730	30,247	37,908	40,156	37,908	40,156	0	0
Park Impact Fund		-183,577	-30,247	-37,908	-39,949	-37,908	-39,856	10,300	0

**Signalization Fund
Budget Narrative for FY 2012-2013
Budget Fund 260**

DEPARTMENTAL MISSION

This impact fund is administered by the Public Works Department whose Mission is to enhance the quality of life of our residents in an environment of safety, courtesy, integrity, and respect. In order to do so, the Department: 1) recognizes quality service to our customers, and the residents of this community are our number one priority; 2) recognizes that a "can-do" attitude is our most valuable resource; 3) provides all services in an ethical, honest, and equitable manner; 4) demonstrates pride and commitment to the work being done by being enthusiastic and professional; 5) is committed to providing services that are responsive, innovative, and fiscally sound; and 6) recognizes the critical importance of working in partnership with the business community in developing a diverse, economically stable City.

DEPARTMENTAL PROGRAMS

This fund was set up to hold funds from prior developments that will be used for the future installation of traffic signals at Fifth Street and HWY 101, and Fifth Street and Harold Parkway.

ACCOMPLISHMENTS FOR FY 2011-2012

- Maintained the holding accounts for the future installation of the traffic signals
- Initiated the discussion with the California Department of Transportation (Caltrans) for the installation of the traffic signals at Fifth Street and HWY 101

DEPARTMENTAL GOALS FOR FY 2012-2013

- Continue to collect fair share of improvement costs for the Traffic Signal at the Intersection of Fifth Street & Harold Parkway from developments
- Continue discussions with and obtain approval from Caltrans on the traffic signal for Fifth Street and HWY 101

FY 2012-2013 RECOMMENDED BUDGET

The Department's FY 2012-2013 Recommended Budget represents no expenditures, and a decrease of (\$1,070) or (54%) in revenues, when compared to the FY 2011-2012 Approved Budget. As a result, the Requested Net Cost is increased by \$1,070.

Estimated Fund Balance

The year-end Fund Balance is estimated to be \$430,000 as of June 30, 2012.

Revenues

The reason for the decrease in revenues is due to lower interest earnings.

Personnel

There are no personnel costs reflected in this budget.

Services and Supplies

There are no services and supplies reflected in this budget.

Capital Projects/Fixed Assets

There are no capital projects/fixed assets reflected in this budget.

MAJOR POLICY CONSIDERATIONS

Traffic will increase as the result of the recent annexations of the D'Arrigo Bros. and the construction of the new Elementary School. Traffic from these developments will necessitate the installation of traffic signals to heavily impacted congested intersections. Additional right-of-ways and cost improvement contributions from the development community will be required to complete the signal installations at both of these locations.

These funds will be used to participate in those projects with the developers once initiated.

BUDGET WORKSHEET

City Of Gonzales

Month: 4/30/2012	Prior	Current Year			(6)	(7)	(8)	
	Year	Original	Amended	Actual Thru	Estimated	Staff YE Est	Recommend	Adopted
	Actual	Budget	Budget	April	Total			
Fund: 260 - Signalization Impact								
Revenues								
Dept: 000								
5275.000	Signalization Fees	0	0	0	0			
5515.000	Interest Income	2,622	2,000	919	2,000	925	930	
	Dept: 000	2,622	2,000	919	2,000	925	930	0
	Total Revenues	2,622	2,000	919	2,000	925	930	0
Expenditures								
Dept: 000								
6210.000	Special Departmental Expenses	0	0	0	0			
6245.000	Other Contractual Services	0	0	0	0			
	Dept: 000	0	0	0	0	0	0	0
	Total Expenditures	0	0	0	0	0	0	0
	Signalization Impact	2,622	2,000	919	2,000	925	930	0

**California Breeze Parks and Open Space Maintenance
Assessment Districts
Phase I, II, & III
Budget Narrative for FY 2012-2013
Budget Fund 270**

DEPARTMENTAL MISSION

These Assessment Districts are administered by the Public Works Department whose Mission supports the Vision of the City by working to enhance the quality of life of our residents and employees in an environment of safety, courtesy, integrity, and respect. In order to do so, the Department: 1) recognizes quality service to our customers, and the residents of this community are our number one priority; 2) recognizes that a "can-do" attitude is our most valuable resource; 3) provides all services in an ethical, honest, and equitable manner; 4) demonstrates pride and commitment to the work being done by being enthusiastic and professional; 5) is committed to providing services that are responsive, innovative, and fiscally sound; and 6) recognizes the critical importance of working in partnership with the business community in developing a diverse, economically stable City.

ACCOMPLISHMENTS FOR FY 2011-2012

With minimal staff, the Department was still able to adequately provide maintenance and operation of all public landscaping and irrigation system including lawns, shrubs and trees, and any and all other items of work necessary within this subdivision.

DEPARTMENTAL GOALS FOR FY 2012-2013

- Continue to provide services which enhance the quality of life of our residents and employees in an environment of safety, courtesy, integrity and respect
- Provide safe, clean, and aesthetically pleasing parks, and right-of-ways within the districts
- Replace the playground surface at Meyer Park
- Solicit Requests for Proposals for "Park & Landscape Maintenance Services"

FY 2012-2013 RECOMMENDED BUDGET

The Department's FY 2012-2013 Recommended Budget represents an increase of \$4,496 or 7% in expenditures, and an increase of \$3,237 or 4.2% in revenues, when compared to the FY 2011-2012 Approved Budget. As a result, the Requested Net Cost is increased by \$1,257.

Estimated Fund Balance

The estimated Fund Balance for this fund is \$110,000 as of June 30, 2012.

Revenues

Maintaining a conservative approach, revenues were kept constant to 2011-2012 actual levels.

Personnel

These budgets provide for the support of Herold Parkway landscape, Retention ponds, and Meyer Park maintenance.

Services and Supplies

This category reflects the necessary items to provide the maintenance services to the districts.

Capital Projects/Fixed Assets

No capital projects or fixed assets are contemplated for this budget.

MAJOR POLICY CONSIDERATIONS

The property tax assessments generated by these districts are intended to minimize the maintenance financial obligations generated by the development of this subdivision on the City's General Fund.

BUDGET WORKSHEET

City Of Gonzales

Month: 4/30/2012	Prior	Current Year			(6)	(7)	(8)	
	Year	Original	Amended	Actual Thru	Estimated	Staff YE Est	Recommend	Adopted
	Actual	Budget	Budget	April	Total			
Fund: 270 - CA Breeze Park Maintenance								
Revenues								
Dept: 000								
5110.000	76,833	75,000	75,000	76,375	75,000	76,375	78,777	
5120.000	0	0	0	0	0			
5130.000	2,586	2,000	2,000	1,188	2,000	1,200	1,200	
5140.000	0	0	0	0	0			
5515.000	114	0	0	171	0		260	
Dept: 000	79,533	77,000	77,000	77,734	77,000	77,575	80,237	0
Total Revenues	79,533	77,000	77,000	77,734	77,000	77,575	80,237	0
Expenditures								
Dept: 000								
6110.000	23,823	26,484	26,500	17,883	26,500	26,500	26,725	
6111.000	1,654	500	500	1,015	500	500	500	
6112.000	0	0	0	0	0			
6113.000	563	750	800	313	800	800	750	
6131.000	227	240	200	187	200	200	250	
6132.000	4,906	6,212	6,200	972	6,200	6,200	5,275	
6140.000	423	451	500	297	500	500	455	
6150.000	334	334	300	334	300	300	334	
6160.000	1,702	2,122	2,100	1,269	2,100	2,100	2,140	
6170.000	5,734	6,480	6,500	5,823	6,500	6,500	6,480	
6210.000	0	0	0	0	0			
6211.000	0	0	0	0	0			
6212.000	1,781	2,660	2,700	669	2,700	2,700	2,700	
6220.000	121	100	100	91	100	100	150	
6225.000	8,981	13,000	13,000	7,505	13,000	13,000	13,000	
6226.000	0	0	0	0	0			
6230.000	39	0	0	0	0		2,000	
6235.000	578	0	0	0	0		2,500	
6245.000	0	0	0	120	0	120	150	
6260.000	0	0	0	390	0	390	400	
6900.000	3,780	3,780	3,800	0	3,800	3,800	3,800	
Dept: 000	54,646	63,113	63,200	36,868	63,200	63,710	67,609	0
Total Expenditures	54,646	63,113	63,200	36,868	63,200	63,710	67,609	0
CA Breeze Park Maintenance	24,887	13,887	13,800	40,866	13,800	13,865	12,628	0

**California Breeze Benefit Assessment Districts
Budget Narrative for FY 2012-2013
Budget Funds 280, 290, and 300**

DEPARTMENTAL MISSION

These Assessment Districts are administered by the Public Works Department whose Mission supports the Vision of the City by working to enhance the quality of life of our residents and employees in an environment of safety, courtesy, integrity, and respect. In order to do so, the Department: 1) recognizes quality service to our customers, and the residents of this community are our number one priority; 2) recognizes that a "can-do" attitude is our most valuable resource; 3) provides all services in an ethical, honest, and equitable manner; 4) demonstrates pride and commitment to the work being done by being enthusiastic and professional; 5) is committed to providing services that are responsive, innovative, and fiscally sound; and 6) recognizes the critical importance of working in partnership with the business community in developing a diverse, economically stable City.

ACCOMPLISHMENTS FOR FY 2011-2012

Provided maintenance and operation of the following improvements on public lands within said Districts 1, 2, and 3 of the California Breeze Subdivision including sweeping, street lights and lighting costs, storm drain lines (repairs and replacement only; cleaning, flushing and debris removal not included), including necessary cleaning, repairs, replacement, electric current, supervision, debris removal and any and all other items of work necessary.

DEPARTMENTAL GOALS FOR FY 2012-2013

- Continue to provide services which enhance the quality of life of our residents and employees in an environment of safety, courtesy, integrity and respect
- Continue the maintenance and operation of the above described improvements on public lands within Districts 1, 2, and 3 of the California Breeze Subdivision
- Undertake street repairs and striping on Herold Parkway
- Solicit Requests for Proposals for "Street Sweeping Services"

FY 2012-2013 RECOMMENDED BUDGET

FUND 280

The Department's FY 2012-2013 Recommended Budget represents an increase of \$1,430 or 15.8% in expenditures, and an increase of \$1,511 or 11% in revenues when compared to the FY 2011-2012 Approved Budget. As a result, the Requested Net Cost is decreased by (\$81).

FUND 290

The Department's FY 2012-2013 Recommended Budget represents an overall increase of \$3,111 or 12% in expenditures, and a decrease of (\$714) or (3%) in revenues, when compared to the FY 2011-2012 Approved Budget. As a result, the Requested Net Cost is increased by \$2,397.

FUND 300

The Department's FY 2012-2013 Recommended Budget represents an overall increase of \$2,228 or 9.6% in expenditures, and a decrease of (\$104) or (.3%) in revenues when compared to the FY 2011-2012 Approved Budget. As a result, the Requested Net City Cost is increased by \$2,332.

Estimated Fund Balance

The estimated fund balances are \$40,000 for Fund 280; \$40,000 for Fund 290; and \$120,000 for Fund 300 as of June 30, 2012, which are sufficient to cover the Net Costs.

Revenues

Revenues have been increased slightly based on the prior two years actual amounts received.

Personnel

These budgets provide for the support of the City of Gonzales Street Sweeping Program, Herold Parkway landscape, and Meyer Park maintenance.

Services and Supplies

Refer to the Departmental Goals for FY 2012-2013 for descriptions of service provided by these three districts. In addition, funds 290 and 300 reflect a transfer to the Street Fund to offset utility and other appropriate expenditures.

Capital Projects/Fixed Assets

The capital outlay included in these budgets are for the (a) routine maintenance and dredging for the percolation pond; (b) street lights; (c) storm drain repairs; (d) street maintenance and repair of the access road; and (e) a contingency set aside.

MAJOR POLICY CONSIDERATIONS

The property tax assessments generated by these three districts are intended to minimize the maintenance financial obligations generated by the development of this subdivision on the City's General Fund.

BUDGET WORKSHEET

City Of Gonzales

Month: 4/30/2012	Prior Year Actual	Original Budget	Amended Budget	Current Year Actual Thru April	Estimated Total	(6) Staff YE Est	(7) Recommend	(8) Adopted
Fund: 280 - CA Breeze Maintenance #1								
Revenues								
Dept: 000								
5110.000 Property Taxes-Secured	15,317	14,000	14,000	15,130	14,000	15,130	15,449	
5130.000 Property Taxes-Prior Year	228	0	0	94	0	94		
5515.000 Interest Income	100	25	0	58	0	58	87	
Dept: 000	15,645	14,025	14,000	15,282	14,000	15,282	15,536	0
Total Revenues	15,645	14,025	14,000	15,282	14,000	15,282	15,536	0
Expenditures								
Dept: 000								
6110.000 Salaries-Regular Pay	1,339	2,073	2,100	107	2,100	1,000	2,073	
6111.000 Salaries-Overtime Pay	0	20	0	0	0		20	
6112.000 Salaries-Extra Help	0	0	0	0	0			
6113.000 Salaries-Differentials	0	0	0	0	0			
6132.000 Retirement - PERS	275	470	500	74	500	200	395	
6140.000 Life and Disability Insurance	32	35	0	22	0	30	35	
6150.000 Workers Comp Insurance	22	22	0	22	0	22	22	
6160.000 Social Security	95	160	200	8	200	100	160	
6170.000 Health and Dental Insurance	295	432	400	174	400	200	432	
6210.000 Special Departmental Expenses	294	0	0	0	0			
6212.000 Maintenance Supplies	65	100	100	88	100	100	100	
6213.000 Oils and Lubricants	335	300	300	310	300	300	500	
6225.000 Utilities	4,164	5,000	5,000	5,606	5,000	5,700	5,000	
6230.000 Legal and Accounting	139	0	0	0	0		585	
6235.000 Engineering and Surveying	746	0	0	0	0		650	
6245.000 Other Contractual Services	46	50	100	0	100	100		
6248.000 Street Sweeping	0	0	0	0	0			
6260.000 Advertising	0	0	0	105	0	105	120	
6530.000 Capital Outlay-Improvements	5,202	0	0	0	0			
6900.000 Transfers to General Fund	400	400	400	0	400	400	400	
Dept: 000	13,449	9,062	9,100	6,516	9,100	8,257	10,492	0
Total Expenditures	13,449	9,062	9,100	6,516	9,100	8,257	10,492	0
CA Breeze Maintenance #1	2,196	4,963	4,900	8,766	4,900	7,025	5,044	0

BUDGET WORKSHEET

City Of Gonzales

Month: 4/30/2012	Prior Year	Current Year			(6)	(7)	(8)	
	Actual	Original Budget	Amended Budget	Actual Thru April	Estimated Total	Staff YE Est	Recommend	Adopted
Fund: 290 - CA Breeze Maintenance #2								
Revenues								
Dept: 000								
5110.000 Property Taxes-Secured	23,958	23,000	23,000	23,771	23,000	23,771	23,771	
5120.000 Property Taxes-Unsecured	0	0	0	0	0			
5130.000 Property Taxes-Prior Year	1,148	600	600	517	600	600	550	
5140.000 Property Taxes-Supplemental	0	0	0	0	0			
5515.000 Interest Income	160	100	100	62	100	100	93	
Dept: 000	25,266	23,700	23,700	24,350	23,700	24,471	24,414	0
Total Revenues	25,266	23,700	23,700	24,350	23,700	24,471	24,414	0
Expenditures								
Dept: 000								
6110.000 Salaries-Regular Pay	2,344	3,628	3,600	187	3,600	500	3,630	
6111.000 Salaries-Overtime Pay	0	35	0	0	0		35	
6112.000 Salaries-Extra Help	0	0	0	0	0			
6113.000 Salaries-Differentials	0	0	0	0	0			
6132.000 Retirement - PERS	481	821	800	130	800	800	690	
6140.000 Life and Disability Insurance	55	62	100	39	100	50	62	
6150.000 Workers Comp Insurance	40	40	0	40	0	40	39	
6160.000 Social Security	167	280	300	14	300	50	280	
6170.000 Health and Dental Insurance	516	756	800	305	800	400	756	
6210.000 Special Departmental Expenses	294	0	0	0	0			
6212.000 Maintenance Supplies	57	60	100	93	100	100	100	
6213.000 Oils and Lubricants	335	300	300	256	300	300	400	
6225.000 Utilities	3,809	4,000	4,000	2,084	4,000	4,000	4,830	
6230.000 Legal and Accounting	139	0	0	0	0		890	
6235.000 Engineering and Surveying	862	0	0	0	0		1,000	
6245.000 Other Contractual Services	46	50	100	0	100	100	100	
6248.000 Street Sweeping	0	0	0	0	0			
6260.000 Advertising	0	0	0	105	0	105	241	
6530.000 Capital Outlay-Improvements	4,235	0	0	0	0			
6900.000 Transfers to General Fund	4,850	4,850	4,900	0	4,900	4,900	4,900	
6927.000 Transfer to Street Fund [130]	9,660	9,660	9,700	0	9,700	9,700	9,700	
Dept: 000	27,890	24,542	24,700	3,253	24,700	21,045	27,653	0
Total Expenditures	27,890	24,542	24,700	3,253	24,700	21,045	27,653	0
CA Breeze Maintenance #2	-2,624	-842	-1,000	21,097	-1,000	3,426	-3,239	0

BUDGET WORKSHEET

City Of Gonzales

Month: 4/30/2012	Prior	Current Year			(6)	(7)	(8)	
	Year Actual	Original Budget	Amended Budget	Actual Thru April	Estimated Total	Staff YE Est	Recommend	Adopted
Fund: 300 - CA Breeze Maintenance #3								
Revenues								
Dept: 000								
5110.000	25,916	25,000	25,000	25,916	25,000	25,916	25,916	
5120.000	0	0	0	0	0			
5130.000	2,989	1,500	1,500	382	1,500	400	400	
5140.000	0	0	0	0	0			
5515.000	449	200	200	184	200	200	280	
Dept: 000	29,354	26,700	26,700	26,482	26,700	26,516	26,596	0
Total Revenues	29,354	26,700	26,700	26,482	26,700	26,516	26,596	0
Expenditures								
Dept: 000								
6110.000	2,009	3,110	3,100	161	3,100	300	3,110	
6111.000	0	30	0	0	0		30	
6112.000	0	0	0	0	0			
6113.000	0	0	0	0	0			
6132.000	412	703	700	111	700	400	592	
6140.000	47	53	100	47	100	100	53	
6150.000	33	33	0	33	0	33	33	
6160.000	143	240	200	12	200	50	240	
6170.000	443	648	600	262	600	400	650	
6210.000	294	0	0	0	0			
6212.000	22	30	0	67	0	67	100	
6213.000	335	300	300	256	300	300	450	
6220.000	0	0	0	0	0			
6225.000	3,887	4,000	4,000	3,123	4,000	4,000	4,202	
6230.000	139	0	0	0	0		775	
6235.000	708	0	0	0	0		850	
6245.000	46	100	100	55	100	100	100	
6248.000	0	0	0	0	0			
6260.000	0	0	0	105	0		210	
6530.000	4,235	0	0	0	0			
6900.000	3,350	850	900	0	900	900	900	
6927.000	13,070	13,070	13,100	0	13,100	13,100	13,100	
Dept: 000	29,173	23,167	23,100	4,232	23,100	19,750	25,395	0
Total Expenditures	29,173	23,167	23,100	4,232	23,100	19,750	25,395	0
CA Breeze Maintenance #3	181	3,533	3,600	22,250	3,600	6,766	1,201	0

**Canyon Creek Parks & Open Space
Maintenance Assessment Districts
Phase I, II, & III
Budget Narrative for FY 2012-2013
Budget Fund 302**

DEPARTMENTAL MISSION

This Assessment District is administered by the Public Works Department whose Mission supports the Vision of the City by working to enhance the quality of life of our residents and employees in an environment of safety, courtesy, integrity, and respect. In order to do so, the Department: 1) recognizes quality service to our customers, and the residents of this community are our number one priority; 2) recognizes that a "can-do" attitude is our most valuable resource; 3) provides all services in an ethical, honest, and equitable manner; 4) demonstrates pride and commitment to the work being done by being enthusiastic and professional; 5) is committed to providing services that are responsive, innovative, and fiscally sound; and 6) recognizes the critical importance of working in partnership with the business community in developing a diverse, economically stable City.

ACCOMPLISHMENTS FOR FY 2011-2012

Provided maintenance and operation of the retention ponds and public landscaping and irrigation system including lawns, shrubs, and trees.

DEPARTMENTAL GOALS FOR FY 2012-2013

- Continue to provide services which enhance the quality of life of our residents and employees in an environment of safety, courtesy, integrity and respect
- Provide a safe, clean, and aesthetically pleasing parks, and right-of-ways within this subdivision
- Solicit Requests for Proposals for "Park & Landscape Maintenance Services"

FY 2012-2013 RECOMMENDED BUDGET

The Department's FY 2012-20113 Recommended Budget represents an increase of \$49,596 or 79% in expenditures, and an increase of \$2,944 or 3.2% in revenues, when compared to the FY 2011-2012 Approved Budget. As a result, the Requested Net Cost is increased by \$46,652.

Revenues

Revenues are up as a result of actual activity over the prior two years.

Estimated Fund Balance

The estimated Fund Balance for this fund is \$200,000 as of June 30, 2012.

Personnel

This budget provides for the support of the Fanoe Road landscape, Retention ponds, Canyon Creek Tot Park maintenance, and Canyon Creek Park.

Services and Supplies

This category reflects the necessary items to provide the maintenance services to the districts.

Capital Projects/Fixed Assets

This category reflects \$20,000 to restore areas damaged by flooding, which is the main reason for the increase in expenditures.

MAJOR POLICY CONSIDERATIONS

The property tax assessments generated by these districts are intended to minimize the maintenance financial obligations generated by the development of this subdivision on the City's General Fund.

BUDGET WORKSHEET

City Of Gonzales

Month: 4/30/2012	Prior	Current Year				(6)	(7)	(8)	
	Year	Original	Amended	Actual Thru	Estimated	Staff YE Est	Recommend	Adopted	
	Actual	Budget	Budget	April	Total				
Fund: 302 - Canyon Creek Park & Park Maint									
Revenues									
Dept: 000									
5110.000	Property Taxes-Secured	91,504	85,000	85,000	90,894	85,000	90,894	90,894	
5130.000	Property Taxes-Prior Year	9,370	7,000	7,000	3,924	7,000	4,000	4,000	
5515.000	Interest Income	548	350	400	258	400	400	400	
Dept: 000		101,420	92,350	92,400	95,076	92,400	95,294	95,294	0
Total Revenues		101,420	92,350	92,400	95,076	92,400	95,294	95,294	0
Expenditures									
Dept: 000									
6110.000	Salaries-Regular Pay	18,253	23,480	23,500	13,702	23,500	23,500	23,600	
6111.000	Salaries-Overtime Pay	1,654	500	500	1,015	500	500	500	
6112.000	Salaries-Extra Help	0	0	0	0	0			
6113.000	Salaries-Differentials	3,347	750	800	2,403	800	3,500	750	
6114.000	Workers Compensation Payment	0	0	0	0	0			
6131.000	Deferred Compensation Expense	111	120	100	93	100	100	125	
6132.000	Retirement - PERS	4,331	5,539	5,500	866	5,500	5,500	4,690	
6140.000	Life and Disability Insurance	374	400	400	249	400	400	402	
6150.000	Workers Comp Insurance	306	306	300	306	300	306	306	
6160.000	Social Security	1,514	1,892	1,900	1,126	1,900	1,900	1,900	
6170.000	Health and Dental Insurance	5,217	5,940	5,900	5,281	5,900	5,900		
6210.000	Special Departmental Expenses	0	0	0	0	0			
6212.000	Maintenance Supplies	5,292	0	0	119	0	119	2,000	
6220.000	Telephone	121	100	100	91	100	100	100	
6225.000	Utilities	1,635	3,000	3,000	2,310	3,000	3,000	11,000	
6230.000	Legal and Accounting	304	0	0	0	0		6,000	
6235.000	Engineering and Surveying	2,843	0	0	2,205	0	2,205	6,000	
6245.000	Other Contractual Services	1,600	750	800	3,252	800	3,252	34,000	
6260.000	Advertising	0	0	0	465	0	465	1,000	
6530.000	Capital Outlay-Improvements	23,145	20,000	20,000	0	20,000	20,000	20,000	
6900.000	Transfers to General Fund	0	0	0	0	0			
Dept: 000		70,047	62,777	62,800	33,483	62,800	70,747	112,373	0
Total Expenditures		70,047	62,777	62,800	33,483	62,800	70,747	112,373	0
Canyon Creek Park & Park Maint		31,373	29,573	29,600	61,593	29,600	24,547	-17,079	0

**Canyon Creek Benefit Assessment Districts
Phase I, II, & III
Budget Narrative for FY 2012-2013
Budget Funds 304, 306, and 308**

DEPARTMENTAL MISSION

These Assessment Districts are administered by the Public Works Department whose Mission supports the Vision of the City by working to enhance the quality of life of our residents and employees in an environment of safety, courtesy, integrity, and respect. In order to do so, the Department: 1) recognizes quality service to our customers, and the residents of this community are our number one priority; 2) recognizes that a "can-do" attitude is our most valuable resource; 3) provides all services in an ethical, honest, and equitable manner; 4) demonstrates pride and commitment to the work being done by being enthusiastic and professional; 5) is committed to providing services that are responsive, innovative, and fiscally sound; and 6) recognizes the critical importance of working in partnership with the business community in developing a diverse, economically stable City.

ACCOMPLISHMENTS FOR FY 2011-20112

Provided maintenance and operation of the following improvements on public lands within districts 1, 2, and 3 of the Canyon Creek Subdivisions including: sweeping, street lights and lighting costs, storm drain lines, including necessary cleaning, repairs, replacement, electric current, supervision, debris removal, engineering and inspection.

DEPARTMENTAL GOALS FOR FY 2012-2013

- Continue to provide services which enhance the quality of life of our residents and employees in an environment of safety, courtesy, integrity and respect
- Continue the maintenance and operation of the above described improvements on public lands within districts 1, 2, and 3 of the Canyon Creek Subdivisions
- Solicit Requests for Proposals for "Street Sweeping Services"

FY 2012-2013 RECOMMENDED BUDGET

FUND 304

The Department's FY 2012-2013 Recommended Budget represents an increase of \$3,666 or 18% in expenditures, and an increase of \$7,032 or 26% in revenues, when compared to the FY 2011-2012 Approved Budget. As a result, the Requested Net Cost is decreased by (\$3,366).

FUND 306

The Department's FY 2012-2013 Recommended Budget represents an increase of \$3,841 or 20% in expenditures, and an increase of \$2,429 or 8% in revenues, when compared to the FY 2011-2012 Approved Budget. As a result, the Requested Net Cost is increased by \$1,412.

FUND 308

The Department's FY 2012-2013 Recommended Budget represents an increase of \$2,997 or 11% in expenditures, and a decrease of (\$1,053) or (2.4%) in revenues, when compared to the FY 2011-2012 Approved Budget. As a result, the Requested Net Cost is increased by \$4,050.

Estimated Fund Balance

The year-end Fund Balances estimates are \$150,000 for Fund 304, \$106,000 for Fund 306, and \$120,000 for Fund 308 as of June 30, 2012, which are more than sufficient to cover the Net Costs of these funds.

Revenues

Revenues estimates have been increased as a result of the actual property taxes coming in higher than expected the two prior years.

Personnel

These budgets reflect their share of the personnel costs for the City's Street Sweeping Program.

Services and Supplies

This category reflects the necessary items to provide the maintenance to these three districts.

Capital Projects/Fixed Assets

These budgets reflect the continuing restoration of Burgundy Way/Gonzales Slough Bank, and Slope Maintenance Project along Canyon Creek Park, and Street maintenance.

Transfer

All three funds reflect transfers to the Street Fund to cover their share of utilities and other expenditures.

MAJOR POLICY CONSIDERATIONS

The property tax assessments generated by these three districts are intended to minimize the maintenance financial impacts generated by the development of this subdivision on the City's General Fund.

BUDGET WORKSHEET

City Of Gonzales

Month: 4/30/2012	Prior	Current Year			(6)	(7)	(8)	
	Year Actual	Original Budget	Amended Budget	Actual Thru April	Estimated Total	Staff YE Est	Recommend	Adopted
Fund: 304 - Canyon Creek Maintenance #1								
Revenues								
Dept: 000								
5110.000	16,595	25,000	25,000	31,982	25,000	31,982	31,982	
5130.000	2,787	2,000	2,000	3,807	2,000	3,807	2,000	
5515.000	354	200	200	252	200	252	250	
Dept: 000	19,736	27,200	27,200	36,041	27,200	36,041	34,232	0
Total Revenues	19,736	27,200	27,200	36,041	27,200	36,041	34,232	0
Expenditures								
Dept: 000								
6110.000	1,004	1,555	1,600	80	1,600	300	1,555	
6111.000	0	15	0	0	0		15	
6112.000	0	0	0	0	0			
6113.000	0	0	0	0	0			
6132.000	206	352	400	56	400	400	300	
6140.000	24	27	0	17	0	25	27	
6150.000	17	17	0	17	0	17	17	
6160.000	72	120	100	6	100	50	120	
6170.000	221	324	300	131	300	300	324	
6210.000	294	0	0	0	0			
6212.000	832	0	0	0	0			
6213.000	335	300	300	256	300	300		
6225.000	2,071	2,200	2,200	1,863	2,200	2,200	2,373	
6230.000	85	0	0	0	0		1,780	
6235.000	1,415	0	0	0	0		1,780	
6245.000	296	1,500	1,500	773	1,500	1,500	1,500	
6248.000	0	300	300	0	300	300	300	
6260.000	0	0	0	108	0	108	297	
6530.000	12,167	0	0	0	0			
6900.000	4,400	4,400	4,400	0	4,400	4,400	4,400	
6927.000	9,412	9,412	9,400	0	9,400	9,400	9,400	
Dept: 000	32,851	20,522	20,500	3,307	20,500	19,300	24,188	0
Total Expenditures	32,851	20,522	20,500	3,307	20,500	19,300	24,188	0
Canyon Creek Maintenance #1	-13,115	6,678	6,700	32,734	6,700	16,741	10,044	0

BUDGET WORKSHEET

City Of Gonzales

Month: 4/30/2012	Prior	Current Year				(6)	(7)	(8)
	Year	Original	Amended	Actual Thru	Estimated	Staff YE Est	Recommend	Adopted
	Actual	Budget	Budget	April	Total			
Fund: 306 - Canyon Creek Maintenance #2								
Revenues								
Dept: 000								
5110.000 Property Taxes-Secured	16,557	20,000	20,000	31,589	20,000	31,589	31,589	
5130.000 Property Taxes-Prior Year	17,149	10,000	10,000	704	10,000	1,500	700	
5515.000 Interest Income	360	120	100	171	100	171	260	
5821.000 Other Income - Reimbursements	0	0	0	0	0			
Dept: 000	34,066	30,120	30,100	32,464	30,100	33,260	32,549	0
Total Revenues	34,066	30,120	30,100	32,464	30,100	33,260	32,549	0
Expenditures								
Dept: 000								
6110.000 Salaries-Regular Pay	1,004	1,555	1,600	80	1,600	300	1,555	
6111.000 Salaries-Overtime Pay	0	15	0	0	0		15	
6112.000 Salaries-Extra Help	0	0	0	0	0			
6113.000 Salaries-Differentials	0	0	0	0	0			
6132.000 Retirement - PERS	206	352	400	56	400	400	296	
6140.000 Life and Disability Insurance	24	27	0	17	0	25	27	
6150.000 Workers Comp Insurance	17	17	0	17	0	17	17	
6160.000 Social Security	72	120	100	6	100	50	120	
6170.000 Health and Dental Insurance	221	324	300	131	300	200	324	
6210.000 Special Departmental Expenses	294	0	0	0	0			
6212.000 Maintenance Supplies	825	0	0	0	0			
6213.000 Oils and Lubricants	335	300	300	256	300	300		
6225.000 Utilities	2,071	2,000	2,000	1,886	2,000	2,000	2,342	
6230.000 Legal and Accounting	85	0	0	0	0		1,756	
6235.000 Engineering and Surveying	1,106	0	0	0	0		1,756	
6245.000 Other Contractual Services	296	1,300	1,300	721	1,300	1,300	1,300	
6248.000 Street Sweeping	0	0	0	0	0			
6260.000 Advertising	0	0	0	108	0	108	293	
6530.000 Capital Outlay-Improvements	12,167	0	0	0	0			
6900.000 Transfers to General Fund	3,900	3,900	3,900	0	3,900	3,900	3,900	
6927.000 Transfer to Street Fund [130]	9,350	9,350	9,400	0	9,400	9,400	9,400	
Dept: 000	31,973	19,260	19,300	3,278	19,300	18,000	23,101	0
Total Expenditures	31,973	19,260	19,300	3,278	19,300	18,000	23,101	0
Canyon Creek Maintenance #2	2,093	10,860	10,800	29,186	10,800	15,260	9,448	0

BUDGET WORKSHEET

City Of Gonzales

Month: 4/30/2012	Prior	Current Year			(6)	(7)	(8)	
	Year Actual	Original Budget	Amended Budget	Actual Thru April	Estimated Total	Staff YE Est	Recommend	Adopted
Fund: 308 - Canyon Creek Maintenance #3								
Revenues								
Dept: 000								
5110.000 Property Taxes-Secured	43,856	41,000	41,000	41,587	41,000	41,587	41,587	
5130.000 Property Taxes-Prior Year	2,275	2,200	2,200	410	2,200	500	400	
5515.000 Interest Income	311	100	100	173	100	173	260	
5821.000 Other Income - Reimbursements	0	0	0	0	0			
Dept: 000	46,442	43,300	43,300	42,170	43,300	42,260	42,247	0
Total Revenues	46,442	43,300	43,300	42,170	43,300	42,260	42,247	0
Expenditures								
Dept: 000								
6110.000 Salaries-Regular Pay	1,674	2,592	2,600	134	2,600	300	2,592	
6111.000 Salaries-Overtime Pay	0	25	0	0	0		25	
6113.000 Salaries-Differentials	0	0	0	0	0			
6132.000 Retirement - PERS	343	586	600	93	600	300	494	
6140.000 Life and Disability Insurance	40	44	0	28	0	40	45	
6150.000 Workers Comp Insurance	28	28	0	28	0	28	28	
6160.000 Social Security	119	200	200	10	200	50	200	
6170.000 Health and Dental Insurance	369	540	500	218	500	500	540	
6210.000 Special Departmental Expenses	294	0	0	0	0			
6212.000 Maintenance Supplies	807	1,000	1,000	0	1,000	1,000	1,000	
6225.000 Utilities	2,071	2,300	2,300	1,887	2,300	2,300	3,285	
6230.000 Legal and Accounting	85	2,000	2,000	0	2,000	2,000	2,464	
6235.000 Engineering and Surveying	2,737	1,000	1,000	0	1,000	1,000	2,464	
6245.000 Other Contractual Services	296	1,500	1,500	667	1,500	1,500	1,500	
6248.000 Street Sweeping	0	300	300	0	300	300	300	
6260.000 Advertising	0	200	200	108	200	200	411	
6530.000 Capital Outlay-Improvements	17,078	0	0	0	0			
6900.000 Transfers to General Fund	3,600	3,600	3,600	0	3,600	3,600	3,600	
6927.000 Transfer to Street Fund [130]	11,236	11,236	11,200	0	11,200	11,200	11,200	
Dept: 000	40,777	27,151	27,000	3,173	27,000	24,318	30,148	0
Total Expenditures	40,777	27,151	27,000	3,173	27,000	24,318	30,148	0
Canyon Creek Maintenance #3	5,665	16,149	16,300	38,997	16,300	17,942	12,099	0

**Cipriani Estates Parks & Open Space Maintenance
Assessment District
Budget Narrative for FY 2012-2013
Budget Fund 310**

DEPARTMENTAL MISSION

This Assessment District is administered by the Public Works Department whose Mission supports the Vision of the City by working to enhance the quality of life of our residents and employees in an environment of safety, courtesy, integrity, and respect. In order to do so, the Department: 1) recognizes quality service to our customers, and the residents of this community are our number one priority; 2) recognizes that a "can-do" attitude is our most valuable resource; 3) provides all services in an ethical, honest, and equitable manner; 4) demonstrates pride and commitment to the work being done by being enthusiastic and professional; 5) is committed to providing services that are responsive, innovative, and fiscally sound; and 6) recognizes the critical importance of working in partnership with the business community in developing a diverse, economically stable City.

ACCOMPLISHMENTS FOR FY 2011-2012

- Took over the subdivision
- Replaced missing Street Signs
- Replaced the lettering on the entry Monument
- Repaired damaged emergency doors

DEPARTMENTAL GOALS FOR FY 2012-2013

Provide maintenance, operation and replacement of all public landscaping and irrigation improvements on landscape strips of land adjacent to curbs of the subdivision streets, including monument signs, planter walls, grass berms, retention ponds, parks or tot lots, boundary walls and bank protection, appurtenant irrigation systems; ornamental plantings including lawns, shrubs, and trees.

- Solicit Requests for Proposals for "Park & Landscape Maintenance Services"
- Install new playground 2 – 12 age group in Venice Way Park

FY 2012-2013 RECOMMENDED BUDGET

The Department's FY 2012-2013 Recommended Budget represents an increase of \$43,800 or 206% in expenditures, and an increase of \$1,793 or 5.4% in revenues, when compared to the FY 2011-2012 Approved Budget. As a result, the Requested Net Cost is increased by \$42,007.

Revenues

Revenues are up because they reflect property taxes from the actual levels of the prior two years.

Estimated Fund Balance

The year-end Fund Balance is estimated to be \$155,000 as of June 30, 2012, which is sufficient to offset the Net Cost.

Personnel

Supports the City of Gonzales General Fund administrative expenses.

Services and Supplies

Refer to the Departmental Goals for FY 2012-2013 for descriptions of services provided by the district.

Capital Projects/Fixed Assets

Venice Way Park Playground.

MAJOR POLICY CONSIDERATIONS

The property tax assessments generated by the district are intended to minimize the maintenance financial obligations generated by the development of this subdivision on the City's General Fund.

BUDGET WORKSHEET

City Of Gonzales

Month: 4/30/2012	Prior	Current Year			(6)	(7)	(8)	
	Year	Original	Amended	Actual Thru	Estimated	Staff YE Est	Recommend	Adopted
	Actual	Budget	Budget	April	Total			
Fund: 310 - Cipriani Estates Park Maint								
Revenues								
Dept: 000								
5110.000	32,437	31,000	31,000	31,980	31,000	31,980	34,908	
5120.000	0	0	0	0	0			
5130.000	2,559	2,000	2,000	0	2,000	2,000		
5515.000	549	500	500	254	500	300	385	
Dept: 000	35,545	33,500	33,500	32,234	33,500	34,280	35,293	0
Total Revenues	35,545	33,500	33,500	32,234	33,500	34,280	35,293	0
Expenditures								
Dept: 000								
6210.000	0	0	0	0	0			
6211.000	0	0	0	0	0			
6212.000	595	1,000	1,000	193	1,000	1,000		
6225.000	0	0	0	0	0			
6230.000	241	2,000	2,000	0	2,000	2,000	4,000	
6235.000	525	0	0	4,277	0	4,277	4,000	
6245.000	12,261	12,000	12,000	11,426	12,000	12,000	15,500	
6255.000	2,000	1,000	1,000	928	1,000	1,000	1,000	
6260.000	0	200	200	0	200	200	500	
6530.000	0	0	13,900	13,900	13,900	13,900	35,000	
6900.000	2,500	5,000	5,000	0	5,000	5,000	5,000	
Dept: 000	18,122	21,200	35,100	30,724	35,100	39,377	65,000	0
Total Expenditures	18,122	21,200	35,100	30,724	35,100	39,377	65,000	0
Cipriani Estates Park Maint	17,423	12,300	-1,600	1,510	-1,600	-5,097	-29,707	0

**Cipriani Estates Benefit Assessment District
Budget Narrative for FY 2012-2013
Budget Fund 312**

DEPARTMENTAL MISSION

This Assessment District is administered by the Public Works Department whose Mission supports the Vision of the City by working to enhance the quality of life of our residents and employees in an environment of safety, courtesy, integrity, and respect. In order to do so, the Department: 1) recognizes quality service to our customers, and the residents of this community are our number one priority; 2) recognizes that a "can-do" attitude is our most valuable resource; 3) provides all services in an ethical, honest, and equitable manner; 4) demonstrates pride and commitment to the work being done by being enthusiastic and professional; 5) is committed to providing services that are responsive, innovative, and fiscally sound; and 6) recognizes the critical importance of working in partnership with the business community in developing a diverse, economically stable City.

ACCOMPLISHMENTS FOR FY 2011-2012

The City took over the maintenance of the Cipriani Estates Subdivision.

DEPARTMENTAL GOALS FOR FY 2012-2013

- Continue to provide services which enhance the quality of life of our residents and employees in an environment of safety, courtesy, integrity and respect
- Provide maintenance and operation of the following improvements on public lands within the Cipriani Estates Subdivision including: sweeping, street lights and lighting costs, storm drain lines, including necessary cleaning, repairs, replacement, electric current, supervision, debris removal, engineering and inspection
- Solicit Requests for Proposals for "Street Sweeping Services"

FY 2012-2013 RECOMMENDED BUDGET

The Department's FY 2012-2013 Recommended Budget represents an increase of \$11,960 or 50% in expenditures, and a decrease of (\$1,492) or (3%) in revenues, when compared to the FY 2011-2012 Approved Budget. As a result, the Requested Net Cost is increased by \$13,452.

Revenues

Revenues are down to reflect the actual property taxes received over the prior two years.

Estimated Fund Balance

The year-end Fund Balance is estimated to be \$224,000 as of June 30, 2012.

Personnel

Reflected in this category is this district's share of the personnel cost of the City's Street Sweeping Program.

Services and Supplies

This category reflects the necessary items to provide the maintenance services to the district.

Capital Projects/Fixed Assets

There are no capital projects/fixed assets for this budget.

Transfer

Reflects a transfer to the Street Fund to cover its share of utilities, the Street Sweeper, and other expenditures.

MAJOR POLICY CONSIDERATIONS

The property tax assessment generated is intended to minimize the maintenance financial obligations generated by the development of this subdivision on the City's General Fund.

BUDGET WORKSHEET

City Of Gonzales

Month: 4/30/2012	Prior	Current Year			(6)	(7)	(8)	
	Year	Original	Amended	Actual Thru	Estimated			
Fund: 312 - Cipriani Estates Maintenance	Actual	Budget	Budget	April	Total	Staff YE Est	Recommend	Adopted
Revenues								
Dept: 000								
5110.000 Property Taxes-Secured	46,848	45,000	45,000	46,228	45,000	46,228	46,228	
5120.000 Property Taxes-Unsecured	0	0	0	0	0			
5130.000 Property Taxes-Prior Year	3,474	3,000	3,000	0	3,000			
5515.000 Interest Income	761	300	300	385	300	385	580	
Dept: 000	51,083	48,300	48,300	46,613	48,300	46,613	46,808	0
Total Revenues	51,083	48,300	48,300	46,613	48,300	46,613	46,808	0
Expenditures								
Dept: 000								
6110.000 Salaries-Regular Pay	1,339	2,073	2,100	107	2,100	300	2,073	
6111.000 Salaries-Overtime Pay	0	20	0	0	0		20	
6113.000 Salaries-Differentials	0	0	0	0	0			
6132.000 Retirement - PERS	275	469	500	74	500	275	395	
6140.000 Life and Disability Insurance	32	35	0	22	0	32	35	
6150.000 Workers Comp Insurance	22	22	0	22	0	22	22	
6160.000 Social Security	95	160	200	8	200	50	160	
6170.000 Health and Dental Insurance	295	432	400	174	400	300	432	
6210.000 Special Departmental Expenses	0	0	0	0	0			
6212.000 Maintenance Supplies	3,614	200	200	0	200	200	200	
6225.000 Utilities	2,875	3,000	3,000	1,954	3,000	3,000	3,000	
6230.000 Legal and Accounting	241	0	0	0	0		4,000	
6235.000 Engineering and Surveying	1,106	0	0	0	0		3,000	
6245.000 Other Contractual Services	2,235	4,000	4,000	0	4,000	4,000	4,000	
6248.000 Street Sweeping	2,482	0	0	0	0		3,000	
6251.000 Storm Drain Repairs	0	0	0	0	0		1,500	
6260.000 Advertising	0	0	0	690	0	690	500	
6530.000 Capital Outlay-improvements	0	0	0	0	0			
6900.000 Transfers to General Fund	5,400	5,400	5,400	0	5,400	5,400	5,400	
6927.000 Transfer to Street Fund [130]	7,666	7,666	7,700	0	7,700	7,700	7,700	
Dept: 000	27,677	23,477	23,500	3,051	23,500	21,969	35,437	0
Total Expenditures	27,677	23,477	23,500	3,051	23,500	21,969	35,437	0
Cipriani Estates Maintenance	23,406	24,823	24,800	43,562	24,800	24,644	11,371	0

Gonzales Industrial Park Landscape District Budget Narrative for FY 2012-2013 Budget Fund 314

DEPARTMENTAL MISSION

This Assessment District is administered by the Public Works Department whose Mission supports the Vision of the City by working to enhance the quality of life of our residents and employees in an environment of safety, courtesy, integrity, and respect. In order to do so, the Department: 1) recognizes quality service to our customers, and the residents of this community are our number one priority; 2) recognizes that a "can-do" attitude is our most valuable resource; 3) provides all services in an ethical, honest, and equitable manner; 4) demonstrates pride and commitment to the work being done by being enthusiastic and professional; 5) is committed to providing services that are responsive, innovative, and fiscally sound; and 6) recognizes the critical importance of working in partnership with the business community in developing a diverse, economically stable City.

DEPARTMENTAL PROGRAMS

This fund is used to reflect the expenditures necessary to maintain the Gonzales Industrial Park landscape infrastructure.

ACCOMPLISHMENTS FOR FY 2011-2012

Completed the Percolation Pond Landscaping Project.

DEPARTMENTAL GOALS FOR FY 2012-2013

- Provide maintenance and operation of all public landscaping and irrigation improvements
- As the Industrial Park is developed, complete all the landscaping improvements required
- Solicit Requests for Proposals for "Park & Landscape Maintenance Services"
- Solicit Requests for Proposals for "Streetscape & Pond Maintenance Services"

FY 2012-2013 RECOMMENDED BUDGET

The Department's FY 2012-2013 Recommended Budget represents an increase of \$2,250 or 9% in expenditures, and a decrease of (\$15,366) or (40%) in revenues, when compared to the FY 2011-2012 Approved Budget. As a result, the Requested Net Cost is increased by \$17,616.

Revenues

Revenues are down because the actual amount received in FY 2011-2012 was less than anticipated.

Estimated Fund Balance

The year-end Fund Balance is estimated to be \$130,000 as of June 30, 2012.

Personnel

There are minimal personnel costs reflected in this budget.

Services and Supplies

The main items in this category are: (a) contractual services to out source the maintenance of the landscaping as needed; (b) legal, accounting and engineering services required for the annual reports and calculation to adjust the assessment; (c) a transfer to the Street Fund to offset administration; and (d) the annual contribution to the reserve for the sound wall.

Capital Projects/Fixed Assets

An Entryway Monument is being considered in the amount of \$10,000 from the reserve funds. No appropriation for this project is reflected; however, should this project become viable, a budget amendment will be brought back for approval.

MAJOR POLICY CONSIDERATIONS

The property tax assessments generated by this district are intended to minimize the maintenance financial obligations generated by development of the Industrial Park on the City's General Fund.

BUDGET WORKSHEET

City Of Gonzales

Month: 4/30/2012	Prior	Current Year				(6)	(7)	(8)
	Year	Original	Amended	Actual Thru	Estimated	Staff YE Est	Recommend	Adopted
	Actual	Budget	Budget	April	Total			
Fund: 314 - Gonzales Ind Pk Landscape Main								
Revenues								
Dept: 000								
5110.000	Property Taxes-Secured	21,840	38,000	38,000	22,634	38,000	22,634	22,634
5515.000	Interest Income	449	200	200	202	200	202	200
5954.000	Transfer From Fund 316	0	0	0	0	0		
	Dept: 000	22,289	38,200	38,200	22,836	38,200	22,836	22,834
	Total Revenues	22,289	38,200	38,200	22,836	38,200	22,836	22,834
Expenditures								
Dept: 000								
6110.000	Salaries-Regular Pay	3,348	5,184	5,200	268	5,200	500	5,185
6111.000	Salaries-Overtime Pay	0	50	100	0	100	100	50
6132.000	Retirement - PERS	687	1,172	1,200	186	1,200	400	987
6140.000	Life and Disability Insurance	79	88	100	57	100	100	88
6150.000	Workers Comp Insurance	56	56	100	56	100	100	56
6160.000	Social Security	238	400	400	20	400	75	400
6170.000	Health and Dental Insurance	738	1,080	1,100	434	1,100	750	1,080
6210.000	Special Departmental Expenses	0	0	0	0	0		
6212.000	Maintenance Supplies	163	1,500	1,500	0	1,500	1,500	
6225.000	Utilities	163	200	200	362	200	362	
6230.000	Legal and Accounting	266	200	200	0	200	200	3,000
6235.000	Engineering and Surveying	525	2,000	2,000	0	2,000	2,000	3,000
6245.000	Other Contractual Services	1,886	3,000	3,000	1,000	3,000	3,000	3,000
6260.000	Advertising	0	200	200	0	200	200	500
6530.000	Capital Outlay-Improvements	0	5,000	5,000	0	5,000	5,000	5,000
6927.000	Transfer to Street Fund [130]	4,666	4,666	4,700	0	4,700	4,700	4,700
	Dept: 000	12,815	24,796	25,000	2,383	25,000	18,987	27,046
	Total Expenditures	12,815	24,796	25,000	2,383	25,000	18,987	27,046
	Gonzales Ind Pk Landscape Main	9,474	13,404	13,200	20,453	13,200	3,849	-4,212

**Gonzales Industrial Park Benefit Assessment District
Budget Narrative for FY 2012-2013
Budget Fund 316**

DEPARTMENTAL MISSION

This Assessment District is administered by the Public Works Department whose Mission supports the Vision of the City by working to enhance the quality of life of our residents and employees in an environment of safety, courtesy, integrity, and respect. In order to do so, the Department: 1) recognizes quality service to our customers, and the residents of this community are our number one priority; 2) recognizes that a "can-do" attitude is our most valuable resource; 3) provides all services in an ethical, honest, and equitable manner; 4) demonstrates pride and commitment to the work being done by being enthusiastic and professional; 5) is committed to providing services that are responsive, innovative, and fiscally sound; and 6) recognizes the critical importance of working in partnership with the business community in developing a diverse, economically stable City.

DEPARTMENTAL PROGRAMS

This fund is used to reflect the expenditures necessary to maintain the Gonzales Industrial Park road and landscape infrastructure.

ACCOMPLISHMENTS FOR FY 2011-2012

Worked with the developer and completed all the offsite improvements necessary for the Business Park.

DEPARTMENTAL GOALS FOR FY 2012-2013

- Provide maintenance and operation of certain areas in the Gonzales Industrial Park including: sweeping, street lights and lighting costs, storm drain lines, including necessary cleaning, repairs, replacement, electric current, supervision, debris removal, engineering and inspection, and any and all other items of work necessary and incidental for the proper maintenance and operation of the district
- Solicit Requests for Proposals for "Street Sweeping Services"

FY 2012-2013 RECOMMENDED BUDGET

The Department's FY 2012-2013 Recommended Budget represents an increase of \$16,000 or 48% in expenditures, and an increase of \$2,011 or 3.5% in revenues, when compared to the FY 2011-2012 Approved Budget. As a result, the Requested Net Cost is increased by \$13,989.

Revenues

Revenues are up because they are based on actual level from the previous two years.

Estimated Fund Balance

The year-end Fund Balance is estimated to be \$140,000 as of June 30, 2012.

Personnel

There are no personnel costs per say in the budget. The budget reflects a transfer to the General Fund to offset administration support.

Services and Supplies

Refer to the Departmental Goals for FY 2012-2013 for descriptions of service provided by this district. It also reflects contract services to support the districts use of the Street Sweeping Program.

Capital Projects/Fixed Assets

Not applicable.

MAJOR POLICY CONSIDERATIONS

The property tax assessments generated by this district are intended to minimize the maintenance financial obligations generated by development of this subdivision on the City's General Fund.

BUDGET WORKSHEET

City Of Gonzales

Month: 4/30/2012	Prior	Current Year			(6)	(7)	(8)	
	Year	Original	Amended	Actual Thru	Estimated	Staff YE Est	Recommend	Adopted
	Actual	Budget	Budget	April	Total			
Fund: 316 - Gonzales Ind Pk Benefit Assess								
Revenues								
Dept: 000								
5110.000	56,733	56,737	56,700	58,798	56,700	58,798	58,798	
5515.000	319	300	300	164	300	200	250	
Dept: 000	57,052	57,037	57,000	58,962	57,000	58,998	59,048	0
Total Revenues	57,052	57,037	57,000	58,962	57,000	58,998	59,048	0
Expenditures								
Dept: 000								
6210.000	0	500	500	0	500	500		
6212.000	482	200	200	0	200	200		
6225.000	0	2,100	2,100	1,086	2,100	2,100	8,000	
6230.000	266	200	200	0	200	200	3,000	
6235.000	1,415	2,000	2,000	0	2,000	2,000	3,000	
6245.000	12,817	12,100	12,100	11,495	12,100	12,100	18,000	
6248.000	0	7,000	7,000	0	7,000	7,000	7,700	
6260.000	0	200	200	683	200	683	500	
6530.000	0	0	0	0	0			
6900.000	9,000	9,000	9,000	0	9,000	9,000	9,100	
6952.000	0	0	0	0	0			
Dept: 000	23,980	33,300	33,300	13,264	33,300	33,783	49,300	0
Total Expenditures	23,980	33,300	33,300	13,264	33,300	33,783	49,300	0
Gonzales Ind Pk Benefit Assess	33,072	23,737	23,700	45,698	23,700	25,215	9,748	0

**Transportation Enhancement Act Program
Budget Narrative for FY 2012-2013
Budget Fund 402**

DEPARTMENTAL MISSION

This fund is administered by the Public Works Department whose Mission supports the Vision of the City by working to enhance the quality of life of our residents in an environment of safety, courtesy, integrity, and respect. In order to do so, the department: 1) recognizes quality service to our customers, and the residents of this community are our number one priority; 2) recognizes that a "can-do" attitude is our most valuable resource; 3) provides all services in an ethical, honest, and equitable manner; 4) demonstrates pride and commitment to the work being done by being enthusiastic and professional; 5) is committed to providing services that are responsive, innovative, and fiscally sound; and 6) recognizes the critical importance of working in partnership with the business community in developing a diverse, economically stable City.

This fund will no longer have any activity and therefore will not be reflected for the FY 2013-2014 Budget.

DEPARTMENTAL PROGRAMS

This was a project fund which has no activity left.

ACCOMPLISHMENTS FOR FY 2011-2012

Not applicable.

DEPARTMENTAL GOALS FOR FY 2012-2013

Not applicable.

FY 2012-2013 RECOMMENDED BUDGET

The Department's FY 2012-2013 Recommended Budget reflects no activity.

Revenues

There are minor revenues reflected in this fund.

Personnel

There are no personnel costs reflected in this fund.

Services and Supplies

This budget reflects no expenditures.

Capital Projects/Fixed Assets

There are no capital projects or fixed assets reflected in this fund.

MAJOR POLICY CONSIDERATIONS

There are no major policy considerations reflected in this fund.

BUDGET WORKSHEET

City Of Gonzales

Month: 4/30/2012	Prior	Current Year				(6)	(7)	(8)
	Year	Original	Amended	Actual Thru	Estimated	Staff YE Est	Recommend	Adopted
	Actual	Budget	Budget	April	Total			
Fund: 402 - Trans Enhancement Act Pgm								
Revenues								
Dept: 000								
5515.000 Interest income	189	0	0	78	0	80	80	
5653.000 Trans Enhancement Act Funding	0	0	0	0	0			
5951.000 Transfers From 405	0	0	0	0	0			
5952.000 Transfers From 140	0	0	0	0	0			
Dept: 000	189	0	0	78	0	80	80	0
Total Revenues	189	0	0	78	0	80	80	0
Expenditures								
Dept: 000								
6245.000 Other Contractual Services	0	0	0	0	0			
6530.000 Capital Outlay-Improvements	0	0	0	0	0			
6950.000 Transfers to 402	0	0	0	0	0			
Dept: 000	0	0	0	0	0	0	0	0
Total Expenditures	0	0	0	0	0	0	0	0
Trans Enhancement Act Pgm	189	0	0	78	0	80	80	0

**Agricultural Industrial Park Federal Grant
Budget Narrative for FY 2012-2013
Budget Fund 407**

DEPARTMENTAL MISSION

This fund is administered by the Public Works Department whose Mission supports the Vision of the City by working to enhance the quality of life of our residents in an environment of safety, courtesy, integrity, and respect. In order to do so, the Department: 1) recognizes quality service to our customers, and the residents of this community are our number one priority; 2) recognizes that a "can-do" attitude is our most valuable resource; 3) provides all services in an ethical, honest, and equitable manner; 4) demonstrates pride and commitment to the work being done by being enthusiastic and professional; 5) is committed to providing services that are responsive, innovative, and fiscally sound; and 6) recognizes the critical importance of working in partnership with the business community in developing a diverse, economically stable City.

DEPARTMENTAL PROGRAMS

This fund was established to track the expenditures and revenues for the construction and development of the Gonzales Agricultural Industrial Business Park.

ACCOMPLISHMENTS FOR FY 2011-2012

Continued a proactive approach to the development of the Industrial Park.

DEPARTMENTAL GOALS FOR FY 2012-2013

- Continue to work with the developer and private sector to develop and occupy the park
- Continue to work to extend the landscaping east back towards town, along Gonzales River Road.
- Continue to work on the developing and constructing of the northern road entrance into the Industrial Park, and submit an Economic Development Grant application to acquire the funding
- Work with the Monterey Business Council to develop a Countywide Marketing Website

FY 2012-2013 RECOMMENDED BUDGET

The Department's FY 2012-2013 Recommended Budget represents a (\$20,000) or (80%) reduction in expenditures, and a small decrease in revenues, when compared to the FY

2011-2012 Approved Budget. As a result, the Requested Net Cost is decreased by (\$19,900).

Estimated Fund Balance

The year-end fund balance is estimated to be \$23,000 as of June 30, 2012, which is sufficient to cover the fund's Net Cost.

Revenues

This budget reflects no revenue.

Personnel

Not applicable.

Services and Supplies

The budget includes \$5,000 for the City's contribution to the development of the Countywide Marketing Website.

Capital Projects/Fixed Assets

There are no projects reflected in the budget.

MAJOR POLICY CONSIDERATIONS

The continuing development and occupancy of the Industrial Park is a top priority of the City. To these ends, staff continues to work in a close partnership with the developers (American Cooling, Inc.), and other private interest to make this happen.

BUDGET WORKSHEET

City Of Gonzales

Month: 4/30/2012	Prior	Current Year			(6)	(7)	(8)	
	Year	Original	Amended	Actual Thru	Estimated	Staff YE Est	Recommend	Adopted
	Actual	Budget	Budget	April	Total			
Fund: 407 - Ag Ind. Park Federal Grant								
Revenues								
Dept: 000								
5515.000 Interest Income	170	100	100	70	100	100		
5665.000 TDA Revenue	0	0	0	0	0			
5670.000 EDA Grant	0	0	0	0	0			
5821.000 Other Income - Reimbursements	0	0	0	0	0			
5900.000 Transfer from Water	0	0	0	0	0			
5905.000 Transfer from Sewer	0	0	0	0	0			
5935.000 Transfer from Gonzales RDA	0	0	0	0	0			
5952.000 Transfers From 140	0	0	0	0	0			
5955.000 Transfer From Fund 230	0	0	0	0	0			
Dept: 000	170	100	100	70	100	100	0	0
Total Revenues	170	100	100	70	100	100	0	0
Expenditures								
Dept: 000								
6210.000 Special Departmental Expenses	0	0	0	0	0			
6230.000 Legal and Accounting	0	0	0	0	0			
6235.000 Engineering and Surveying	0	0	0	0	0			
6245.000 Other Contractual Services	0	0	15,000	13,322	15,000	15,000	5,000	
6530.000 Capital Outlay-Improvements	0	25,000	10,000	0	10,000			
6953.000 Transfer to Fund 250	0	0	0	0	0			
Dept: 000	0	25,000	25,000	13,322	25,000	15,000	5,000	0
Total Expenditures	0	25,000	25,000	13,322	25,000	15,000	5,000	0
Ag Ind. Park Federal Grant	170	-24,900	-24,900	-13,252	-24,900	-14,900	-5,000	0

**Shopping Center REDIP
Budget Narrative for FY 2012-2013
Budget Fund 420**

DEPARTMENTAL MISSION

This is one of the assessment districts that transfer funds to the Debt Service Fund through the Public Financing Debt Authority to pay off some bonds.

DEPARTMENTAL PROGRAMS

This loan was paid in full a few years ago by the City; as a result, the revenue generated from the car wash and McDonald's payments are revenue to the City.

ACCOMPLISHMENTS FOR FY 2011-2012

Not applicable.

DEPARTMENTAL GOALS FOR FY 2012-2013

Not Applicable.

FY 2012-2013 RECOMMENDED BUDGET

The Fund's FY 2012-2013 Recommended Budget represents no change when compared to the FY 2011-2012 Approved Budget. As a result, the Requested Net Cost remains the same.

Personnel

Not applicable.

Services and Supplies

Not applicable.

Capital Projects/Fixed Assets

Not applicable.

MAJOR POLICY CONSIDERATIONS

Not applicable.

BUDGET WORKSHEET

City Of Gonzales

Month: 4/30/2012	Prior	Current Year				(6)	(7)	(8)
	Year	Original	Amended	Actual Thru	Estimated	Staff YE Est	Recommend	Adopted
	Actual	Budget	Budget	April	Total			
Fund: 420 - Shopping Center REDIP								
Revenues								
Dept: 000								
5110.000 Property Taxes-Secured	7,196	7,196	7,200	7,196	7,200	7,200	7,196	
5120.000 Property Taxes-Unsecured	0	0	0	0	0			
5130.000 Property Taxes-Prior Year	0	0	0	0	0			
5140.000 Property Taxes-Supplemental	0	0	0	0	0			
5515.000 Interest Income	0	0	0	0	0			
Dept: 000	7,196	7,196	7,200	7,196	7,200	7,200	7,196	0
Total Revenues	7,196	7,196	7,200	7,196	7,200	7,200	7,196	0
Expenditures								
Dept: 000								
6212.000 Maintenance Supplies	0	0	0	0	0			
6316.000 Administrative Fees	0	700	700	0	700	700	700	
Dept: 000	0	700	700	0	700	700	700	0
Total Expenditures	0	700	700	0	700	700	700	0
Shopping Center REDIP	7,196	6,496	6,500	7,196	6,500	6,500	6,496	0

**Gonzales RDA Debt Service
Budget Narrative for FY 2012-2013
Budget Fund 425**

DEPARTMENTAL MISSION

This fund that was set up to receive the RDA tax increment and pay off the Bond sold in 2003 to infuse the RDA with capital. In addition, this fund used to reflect the 2006 Taxable Note (Tax-Increment) Financing generated by the RDA, but the issue was refunded in the 2011 RDA Financing Plan.

The tax increment was received and used to cover the annual debt service payment, as well as provide the 20% set aside for low and moderate housing. Any remaining funds were transferred to the RDA Administration and Capital Project Funds.

Unfortunately, the State eliminated Redevelopment Agencies in 2011 and thus, this fund will have no more activity. Nevertheless, it will be maintained in the narrative through the 2013-2014 Fiscal Year Budget.

As part of the elimination of Redevelopment, the State established a different process and organization structure to account for the tax increment. This process established a Successor Agency, Oversight Board, and a separate fund that would be used to reflect all tax increment proceeds. Please refer to Fund 426 for a more complete description of the new process and procedures.

ACCOMPLISHMENTS FOR FY 2011-2012

Able to successfully implement the 2011 Financing Plan to refinance the 2006 Tax Anticipation Note that was used to construct the Police Station, Joint Use Gymnasium, and other small projects and programs.

DEPARTMENTAL GOALS FOR FY 2012-2013

Not Applicable.

FY 2012-2013 RECOMMENDED BUDGET

This fund has no activity and will be eliminated from the Annual Budget Narrative after the 2013-2014 Fiscal Year.

MAJOR POLICY CONSIDERATIONS

Not Applicable.

BUDGET WORKSHEET

City Of Gonzales

Month: 4/30/2012	Prior	Current Year				(6)	(7)	(8)
	Year Actual	Original Budget	Amended Budget	Actual Thru April	Estimated Total	Staff YE Est	Recommend	Adopted
Fund: 425 - Gonz RDA Debt Service Fund								
Revenues								
Dept: 000								
5110.000	745,139	750,000	463,825	463,825	463,825	463,825		
5120.000	31,400	30,000	33,713	33,713	33,713	33,713		
5130.000	40,348	30,000	17,522	17,522	17,522	17,522		
5140.000	37,573	15,000	24,059	24,059	24,059	24,059		
5159.000	0	0	0	0	0			
5165.000	5,975,000	1,535,000	0	0	0			
5261.000	0	0	0	0	0			
5515.000	35,671	4,000	24,699	25,126	24,699	24,699		
5519.000	0	0	0	0	0			
5612.000	6,288	3,100	1,047	1,047	1,047	1,047		
5820.000	0	0	0	0	0			
5930.000	0	4,310,474	0	0	0			
5935.000	2,517,506	119,253	0	0	0			
Dept: 000	9,388,925	6,796,827	564,865	565,292	564,865	564,865	0	0
Total Revenues	9,388,925	6,796,827	564,865	565,292	564,865	564,865	0	0
Expenditures								
Dept: 000								
6210.000	29	0	0	0	0			
6211.000	0	0	0	0	0			
6230.000	0	0	0	0	0			
6245.000	4,100	4,100	2,000	2,000	2,000	2,000		
6315.000	12,202	14,600	0	0	0			
6316.000	0	2,500	0	0	0			
6325.000	0	0	0	0	0			
6332.000	2,480,000	5,996,972	185,000	185,000	185,000	185,000		
6610.000	1,047,545	458,232	262,224	262,224	262,224	262,224		
6620.000	7,240,000	0	0	0	0			
6635.000	283,167	43,502	-20,512	-20,512	-20,512	-20,512		
6900.000	0	368,149	0	0	0			
6935.000	284,044	0	0	0	0			
6940.000	0	0	0	0	0			
Dept: 000	11,351,087	6,888,055	428,712	428,712	428,712	428,712	0	0
Total Expenditures	11,351,087	6,888,055	428,712	428,712	428,712	428,712	0	0
Gonz RDA Debt Service Fund	-1,962,162	-91,228	136,153	136,580	136,153	136,153	0	0

**Gonzales Successor Agency
Budget Narrative for FY 2012-2013
Budget Fund 426**

DEPARTMENTAL MISSION

This fund was set up to track expenditures and revenues for the Gonzales Successor Agency. This is the process that was established by the State after the elimination of Redevelopment. As part of the elimination of Redevelopment, the State established a different process and organization structure to account for the tax increment. This process established a Successor Agency, Oversight Board, and a separate fund that would be used to reflect all tax increment proceeds.

ACCOMPLISHMENTS FOR FY 2011-2012

- As a result of the elimination of Redevelopment by the State, the City initiated the process to begin to unwind the Gonzales Redevelopment Agency
- The City opted to become the Successor Agency of the former RDA
- Submitted the Recognized Obligation Payment Schedule (ROPS) approved by the Oversight Board to the State Department of Finance (DOF) for approval of all obligations of the former Gonzales Redevelopment Agency

DEPARTMENTAL GOALS FOR FY 2012-2013

- Continue the process to unwind the Gonzales Redevelopment Agency
- Continue to work with the DOF to have all the former obligations of the Gonzales Redevelopment recognized and approved for payment

FY 2012-2013 RECOMMENDED BUDGET

This is a first year fund and thus, it has no basis for comparison to the prior year. However, the fund reflects expenditures of \$902,727, and revenues of \$1,303,000.

Revenues

The budget reflects the revenue estimates of tax increment that will be received to cover all the ROPS of the Successor Agency.

Expenditures

The budget includes the debt service expenses of the former RDA, and the administrative costs of the Successor Agency.

MAJOR POLICY CONSIDERATIONS

A Portion of the RDA Financing Plan Bailout Implemented in 2011 in Doubt with the State Department of Finance

As has been presented to the Successor Agency Board and Council, the Department of Finance (DOF) has not approved the General Fund portion of the 2011 Financing Plan that was implemented to refinance the RDA 2006 Tax Anticipation Note (TAN). The General Fund portion was a Lease Revenue Bond financing that was done to generate the funds to lend the RDA in order to help refinance the 2006 TAN. As of the time of writing the Budget Document, staff had filed an appeal with the DOF, and was waiting to hear back. While the financing plan contemplated the General Fund covering a portion of the debt for the first few years of the financing, it is important to get this debt recognized as an obligation of the Gonzales Successor Agency, or the General Fund will be on the hook for \$380,000 annually. This will be a significant impact to the General Fund, and will result in additional expenditure reductions, revenue increases, or a combination of both moving forward.

BUDGET WORKSHEET

City Of Gonzales

Month: 4/30/2012	Prior	Current Year			(6)	(7)	(8)	
	Year	Original	Amended	Actual Thru	Estimated			
	Actual	Budget	Budget	April	Total	Staff YE Est	Recommend	Adopted
Fund: 426 - City Successor Agency								
Revenues								
Dept: 000								
5110.000	Property Taxes-Secured	0	580,000	0	580,000	624,453	1,248,000	
5120.000	Property Taxes-Unsecured	0	0	0	0			
5130.000	Property Taxes-Prior Year	0	0	0	0			
5140.000	Property Taxes-Supplemental	0	0	0	0			
5159.000	Property Taxes - ERAF	0	0	0	0			
5165.000	RDA Bond Proceeds	0	0	0	0			
5515.000	Interest Income	0	15,000	1,087	15,000	15,000	15,000	
5530.000	Sale of Surplus Property	0	500,000	0	500,000	500,000		
5612.000	H.O.P.T.R.	0	1,300	0	1,300	1,300		
5860.000	Principal Payments Received	0	20,000	3,373	20,000	20,000	40,000	
5930.000	Transfer from General Fund	0	0	0	0			
	Dept: 000	0	1,116,300	4,460	1,116,300	1,160,753	1,303,000	0
	Total Revenues	0	1,116,300	4,460	1,116,300	1,160,753	1,303,000	0
Expenditures								
Dept: 000								
6110.000	Salaries-Regular Pay	0	64,150	16,278	64,150	64,150	91,130	
6111.000	Salaries-Overtime Pay	0	750	433	750	750		
6111.500	Overtime - Click it/Ticket it	0	0	0	0			
6112.000	Salaries-Extra Help	0	0	0	0			
6113.000	Salaries-Differentials	0	518	290	518	518	1,250	
6114.000	Workers Compensation Payment	0	0	0	0			
6120.000	Unemployment Insurance	0	0	0	0			
6130.000	Retirement - ICMA	0	0	0	0			
6131.000	Deferred Compensation Expense	0	1,696	523	1,696	1,696	3,400	
6132.000	Retirement - PERS	0	9,500	0	9,500	9,500	17,136	
6140.000	Life and Disability Insurance	0	565	123	565	565	1,265	
6150.000	Workers Comp Insurance	0	0	0	0		775	
6160.000	Social Security	0	3,387	955	3,387	3,387	7,155	
6170.000	Health and Dental Insurance	0	4,455	3,138	4,455	4,455	12,150	
6210.000	Special Departmental Expenses	0	22,500	85	22,500	22,500	10,000	
6211.000	Office Supplies	0	12,050	0	12,050	12,050	5,000	
6212.000	Maintenance Supplies	0	0	0	0			
6225.000	Utilities	0	0	1,491	0			
6230.000	Legal and Accounting	0	14,000	2,076	14,000	14,000		
6245.000	Other Contractual Services	0	16,800	8,712	16,800	16,800	10,000	
6260.000	Advertising	0	0	2,925	0		16,800	

BUDGET WORKSHEET

City Of Gonzales

Month: 4/30/2012	Prior	Current Year			(6)	(7)	(8)	
	Year Actual	Original Budget	Amended Budget	Actual Thru April	Estimated Total	Staff YE Est	Recommend	Adopted
Fund: 426 - City Successor Agency								
Expenditures								
Dept: 000								
6275.000 Subscriptions and Training	0	0	0	85	0	200	100	
6315.000 County Administrative Fees	0	0	7,500	0	7,500	7,500	7,500	
6316.000 Administrative Fees	0	0	0	0	0			
6332.000 RDA Debt Service Payments	0	0	90,000	0	90,000	90,000	195,000	
6333.000 RDA Loan Payments	0	0	20,000	0	20,000	20,000		
6610.000 Interest Expense	0	0	564,797	0	564,797	564,797	524,066	
6635.000 Bond Issuance Costs	0	0	0	0	0			
6900.000 Transfers to General Fund	0	0	0	0	0			
6905.000 Transfers Out	0	0	0	0	0			
Dept: 000	0	0	832,668	37,114	832,668	832,868	902,727	0
Total Expenditures	0	0	832,668	37,114	832,668	832,868	902,727	0
City Successor Agency	0	0	283,632	-32,654	283,632	327,885	400,273	0

**Gonzales River Road Assessment District
Budget Narrative for FY 2012-2013
Budget Fund 450**

DEPARTMENTAL MISSION

This is one of the assessment districts that transfer funds to the Debt Service Fund through the Public Finance Debt Authority to pay off some bonds.

ACCOMPLISHMENTS FOR FY 2011-2012

Not applicable.

DEPARTMENTAL GOALS FOR FY 2012-2013

Not Applicable.

FY 2012-2013 RECOMMENDED BUDGET

The Fund's FY 2012-2013 Recommended Budget represents an increase of \$48,023 or 88% in expenditures, and a decrease of (\$1,949) or (3.5%) in revenues, when compared to the FY 2011-2012 Approved Budget. As a result, the Requested Net Cost is increased by \$49,972.

Estimated Fund Balance

The year-end Fund Balance is estimated to be \$133,000 as of June 30, 2012, which is sufficient to cover the Net Cost.

Revenues

Revenues are down slightly from the FY 2011-2012 Budget amount as a result of the property taxes revenues received in the prior years.

Personnel

Not applicable.

Services and Supplies

Not applicable.

Capital Projects/Fixed Assets

Not applicable.

Debt Service

The combined payments for interest and principal are down slightly per the debt service schedule.

Transfers

Transfers reflect a partial payment to the General Fund for financing and administrative services rendered.

MAJOR POLICY CONSIDERATIONS

Not applicable.

BUDGET WORKSHEET

City Of Gonzales

Month: 4/30/2012	Prior	Current Year			(6)	(7)	(8)	
	Year Actual	Original Budget	Amended Budget	Actual Thru April	Estimated Total	Staff YE Est	Recommend	Adopted
Fund: 450 - Gonzales River Rd. Assess Dist								
Revenues								
Dept: 000								
5110.000	Property Taxes-Secured	54,369	56,000	56,000	55,988	56,000	56,000	54,051
5130.000	Property Taxes-Prior Year	0	0	0	0	0		
5140.000	Property Taxes-Supplemental	0	0	0	0	0		
5515.000	Interest Income	473	200	200	194	200	200	200
Dept: 000		54,842	56,200	56,200	56,182	56,200	56,200	54,251
	Total Revenues	54,842	56,200	56,200	56,182	56,200	56,200	54,251
Expenditures								
Dept: 000								
6316.000	Administrative Fees	665	700	700	0	700	700	700
6610.000	Interest Expense	20,260	18,455	18,500	18,455	18,500	18,500	16,478
6620.000	Principal Reduction	30,000	35,000	35,000	35,000	35,000	35,000	35,000
6900.000	Transfers to General Fund	0	0	0	0	0		50,000
Dept: 000		50,925	54,155	54,200	53,455	54,200	54,200	102,178
	Total Expenditures	50,925	54,155	54,200	53,455	54,200	54,200	102,178
	Gonzales River Rd. Assess Dist	3,917	2,045	2,000	2,727	2,000	2,000	-47,927

**Capital Infrastructure Fund
Budget Narrative for FY 2012-2013
Budget Fund 460**

DEPARTMENTAL MISSION

This fund is administered by the City Manager's Office whose Mission is to support the Vision and Mission of the City by providing professional leadership, develop innovative approaches, and creative partnerships in the management of the City and execution of City Council policies. This will be done by always holding to the highest ideals of public service and ethics.

DEPARTMENTAL PROGRAMS

This fund is used to pool resources from which the City may draw to finance local public capital improvements.

ACCOMPLISHMENTS FOR FY 2011-2012

Provided funding for the Gonzales Grows Green Initiative, and Grant Writing Services.

DEPARTMENTAL GOALS FOR FY 2012-2013

- Continue to search for funding for critical infrastructure projects
- Continue to identify, develop, expand, and promote economic business and grant opportunities

FY 2012-2013 RECOMMENDED BUDGET

The Department's FY 2012-2013 Recommended Budget represents an increase of \$19,000 or 118% in expenditures, and an increase of \$6,000 or 70% in revenues, when compared to the 2011-2012 Approved Budget. As a result, the Requested Net Cost is increased by \$13,000.

Estimated Fund Balance

The year-end Fund Balance is estimated to be \$200,000 as of June 30, 2012, which is sufficient to cover the Net Cost.

Revenues

The budget reflects revenue from principal payments from a few business loans provided.

Personnel

There are no personnel costs allocated in this fund.

Services and Supplies

There are no services and supplies reflected in this budget at this time. However, this budget reflects \$6,000 for general business expenses like enhancing the website; \$9,000 for the City's contribution to the Salinas Valley Enterprise Zone; and \$20,000 as a place holder for possible consultant to evaluate the City's potential to become an electrical utility.

Capital Projects/Fixed Assets

In order to preserve the remaining resources in this fund, no capital projects are recommended in the budget. However, staff will continue to search for funding for critical infrastructure, and hopes to use a small portion of the funds to leverage or match grant opportunities.

MAJOR POLICY CONSIDERATIONS

There are no major policy considerations reflected in this budget.

BUDGET WORKSHEET

City Of Gonzales

Month: 4/30/2012	Prior	Current Year			(6)	(7)	(8)		
	Year	Original	Amended	Actual Thru	Estimated	Staff YE Est	Recommend	Adopted	
	Actual	Budget	Budget	April	Total				
Fund: 460 - Infrastructure Improvement Fun									
Revenues									
Dept: 000									
5515.000	Interest Income	3,524	2,500	2,500	1,956	2,500	2,500	2,500	
5821.000	Other Income - Reimbursements	48,518	0	20,000	-931	20,000	1,200	5,000	
5860.000	Principal Payments Received	6,821	6,000	6,000	5,827	6,000	7,000	7,000	
5955.000	Transfer From Fund 230	0	0	0	0	0			
5956.000	Transfers From Fund 240	0	0	0	0	0			
Dept: 000									
	Total Revenues	58,863	8,500	28,500	6,852	28,500	10,700	14,500	0
Expenditures									
Dept: 000									
6210.000	Special Departmental Expenses	10,200	6,000	6,000	8,200	6,000	8,200	5,000	
6211.000	Office Supplies	0	0	0	0	0			
6235.000	Engineering and Surveying	0	0	0	0	0			
6245.000	Other Contractual Services	78,515	10,000	20,000	33,206	20,000	20,000	30,000	
6250.000	Rental	0	0	0	0	0			
6325.000	Contingency Account	0	0	0	0	0			
6328.000	Loan Advances	0	0	0	0	0			
6530.000	Capital Outlay-Improvements	0	0	0	0	0			
6930.000	Transfer to Water	0	0	0	0	0			
6932.000	Transfers to Sewer	0	0	0	0	0			
Dept: 000									
	Total Expenditures	88,715	16,000	26,000	41,406	26,000	28,200	35,000	0
Infrastructure Improvement Fun									
		-29,852	-7,500	2,500	-34,554	2,500	-17,500	-20,500	0

Water Enterprise Fund Budget Narrative for FY 2012-2013 Budget Fund 520

DEPARTMENTAL MISSION

This Water Enterprise Fund and Program is administered by the Public Works Department whose Mission supports the Vision of the City by working to enhance quality of life of our residents in an environment of safety, courtesy, integrity, and respect. In order to do so, the Department: 1) recognizes quality service to our customers, and the residents of this community are our number one priority; 2) recognizes that a "can-do" attitude is our most valuable resource; 3) provides all services in an ethical, honest, and equitable manner; 4) demonstrates pride and commitment to the work being done by being enthusiastic and professional; 5) is committed to providing services that are responsive, innovative, and fiscally sound; and 6) recognizes the critical importance of working in partnership with the business community in developing a diverse, economically stable City.

DEPARTMENTAL PROGRAMS

This budget is used to track all the expenditures and revenues for the management, maintenance, and operations of the City's Water System.

ACCOMPLISHMENTS FOR FY 2011-2012

- Complied with all Regulatory Water Quality Sampling Requirements
- Distributed Consumer Confidence Reports for 2010 per SDHS & EPA requirements
- Managed and maintained the City Municipal Water & Distribution System, which delivered 1,265 acre-feet or 412 million gallons of potable water to its residents and businesses from the four active City water wells
- Provided and maintained security features at City wells and storage tank
- Maintained the City's Cross-Connection Control Program
- Assisted consumers with leak detection
- Provided Fire Flow Data upon request
- Provided water sampling testing information and data to various agricultural businesses in the City
- Completed the replacement of water meters

DEPARTMENTAL GOALS FOR FY 2012-2013

The Department Goals are to strive and meet the spirit of the Public Works Department's "Mission Statement". However, there are more needs that can be addressed with the limited staffing and financial resources. The following are some of the Department's Goals:

- Endeavor to meet all Regulatory Sampling Requirements
- Endeavor to provide day to day operational services to all of the residents of the City of safe potable water without any interruptions

- Endeavor to keep Consumer Confidence
- Initiate the RFP process for a Supervisory Control Access and Data Acquisition (SCADA) System
- Continue the replacement of water meters at various locations
- Install Seismic Hardware and control valves to the 1 Million Water Tank
- Train for Water Treatment & Distribution Operators and administrative support staff

FY 2012-2013 RECOMMENDED BUDGET

The Department's FY 2012-2013 Recommended Budget represents an overall increase of \$363,107 or 24% in expenditures, and an increase of \$35,866 or 2.3% in revenues, when compared to the FY 2011-2012 Approved Budget. As a result, the Requested Net Cost is increased by \$327,241.

Estimated Fund Balance

The year-end Fund Balance is estimated to be \$2.7 million as of June 30, 2012, which is more than sufficient to cover the Net Cost of \$335,132.

Revenues

Revenues are up slightly as a result of the upward trend established in the prior two fiscal years.

Personnel

The Public Works Department provides the personnel requirements for the Water Enterprise program. For example, some of the costs associated with the salaries and benefits for Public Work employees are apportioned to this fund. Also, included in this fund, is the 50% of the authorized, but unfilled, Public Works Maintenance Supervisor Public Works Technician Positions.

Services and Supplies

This category includes the entire spectrum of office and operational supplies such as billing forms, chlorine, and water repair clamps, etc. It also reflects: (a) costs for utilities for Wells 3, 4, 5, and 6; (b) variety of contract services for water monitoring and testing; and (c) the debt service for the Private Placement Financing used to construct the Water Tanks and expansion of the Sewer Plant.

Capital Projects/Fixed Assets

This budget reflects a \$650,000 in capital outlay improvements and equipment to the water systems including: (a) \$150,000 for Seismic Hardware and control valves to the 1 Million Gallon Water Tank; (b) \$400,000 for 1 Million Gallon Tank to rehab the interior of the tank; and (c) \$100,000 to replace 2,740 L.F. of ACP Water Main.

This budget also reflects \$122,880 in fixed assets including: (a) \$100,000 for replacement radio read water meters; and (b) \$22,880 for large replacement meters.

Because the Water System, along with the Sewer System, are critical to the City, it is important to maintain the systems and acquire the necessary equipment as necessary. However, due to the current State budget uncertainty and economic environment, these expenditures are going to be carefully monitored and only undertaken if necessary.

MAJOR POLICY CONSIDERATIONS

There are no major policy considerations reflected in this budget at this time.

BUDGET WORKSHEET

City Of Gonzales

Month: 4/30/2012	Prior	Current Year			(6)	(7)	(8)	
	Year	Original	Amended	Actual Thru	Estimated	Staff YE Est	Recommend	Adopted
	Actual	Budget	Budget	April	Total			
Fund: 520 - Water Enterprise								
Revenues								
Dept: 000								
5515.000	Interest Income	14,766	5,000	5,000	2,424	5,000	3,600	4,000
5701.000	Charges for Current Services	1,315,404	1,442,872	1,436,671	981,703	1,436,671	1,436,671	1,479,771
5702.000	Late charges	19,288	20,000	20,000	16,808	20,000	20,000	20,000
5780.000	K&B-Meter Set Fee	0	0	0	0	0		
5781.000	K&B-Meter Sales	0	0	0	0	0		
5820.000	Other Income - Misc Payments	-4,559	0	0	-4,435	0		
5905.000	Transfer from Sewer	59,605	60,033	60,000	0	60,000	60,000	60,000
5958.000	Transfer from Fund 460	0	0	0	0	0		
Dept: 000		1,404,504	1,527,905	1,521,671	996,500	1,521,671	1,520,271	1,563,771
	Total Revenues	1,404,504	1,527,905	1,521,671	996,500	1,521,671	1,520,271	1,563,771
Expenditures								
Dept: 000								
6110.000	Salaries-Regular Pay	113,093	153,825	153,800	93,363	153,800	153,800	150,120
6111.000	Salaries-Overtime Pay	4,385	1,000	1,000	2,915	1,000	4,000	1,000
6112.000	Salaries-Extra Help	12,717	0	0	11,392	0	12,500	
6113.000	Salaries-Differentials	3,518	2,962	3,000	2,641	3,000	3,000	2,925
6131.000	Deferred Compensation Expense	2,063	3,418	3,400	1,667	3,400	3,400	3,235
6132.000	Retirement - PERS	24,523	35,671	35,700	4,631	35,700	35,700	34,444
6140.000	Life and Disability Insurance	1,864	2,849	2,800	1,309	2,800	2,800	2,761
6150.000	Workers Comp Insurance	1,554	1,589	1,600	1,554	1,600	1,600	1,646
6160.000	Social Security	7,352	12,182	12,200	6,069	12,200	12,200	11,785
6170.000	Health and Dental Insurance	27,068	26,055	26,100	27,629	26,100	30,000	27,162
6210.000	Special Departmental Expenses	34,708	20,150	20,200	21,367	20,200	11,000	20,200
6211.000	Office Supplies	9,861	11,000	11,000	910	11,000	5,000	11,000
6212.000	Maintenance Supplies	7,417	20,000	20,000	6,735	20,000	1,000	20,000
6213.000	Oils and Lubricants	6,500	8,500	8,500	4,904	8,500	7,500	8,500
6220.000	Telephone	3,906	4,900	4,900	5,126	4,900	5,900	5,000
6225.000	Utilities	154,231	190,000	190,000	135,234	190,000	190,000	190,000
6230.000	Legal and Accounting	19,319	21,000	21,000	10,495	21,000	15,000	21,000
6235.000	Engineering and Surveying	0	135,000	135,000	12,708	135,000	20,000	135,000
6245.000	Other Contractual Services	161,854	135,000	135,000	78,571	135,000	109,000	135,000
6255.000	Liability Insurance	6,600	3,300	3,300	3,062	3,300	3,062	3,300
6260.000	Advertising	33	3,500	3,500	177	3,500	3,000	5,000
6270.000	Transportation and Travel	659	3,000	3,000	878	3,000	1,000	3,000
6275.000	Subscriptions and Training	1,389	3,000	3,000	1,067	3,000	1,207	3,000
6301.000	Bank Charges	1,368	750	800	1,284	800	1,930	2,500

BUDGET WORKSHEET

City Of Gonzales

Month: 4/30/2012	Prior	Current Year				(6)	(7)	(8)
	Year	Original	Amended	Actual Thru	Estimated	Staff YE Est	Recommend	Adopted
	Actual	Budget	Budget	April	Total			
Fund: 520 - Water Enterprise								
Expenditures								
Dept: 000								
6305.000 Uncollectible Accounts	0	0	0	0	0			
6316.000 Administrative Fees	0	700	700	0	700	700	700	
6510.000 Capital Outlay-Land	0	0	0	0	0			
6530.000 Capital Outlay-Improvements	0	300,000	300,000	58,827	300,000	65,000	650,000	
6540.000 Capital Outlay-Equipment	0	122,800	100,000	0	100,000		122,800	
6544.000 Equipment-Computers	0	0	0	0	0			
6550.000 Depreciation	191,990	200,000	200,000	0	200,000	200,000	220,000	
6610.000 Interest Expense	119,210	113,645	113,600	0	113,600	113,600	107,825	
6640.000 Amortization Expense	750	0	0	0	0			
6900.000 Transfers to General Fund	0	0	0	0	0			
6930.000 Transfer to Water	0	0	0	0	0			
6932.000 Transfers to Sewer	0	0	0	0	0			
6955.000 Transfer to 407	0	0	0	0	0			
6956.000 Transfer To Fund 200	0	0	0	0	0			
Dept: 000	917,932	1,535,796	1,513,100	494,515	1,513,100	1,012,899	1,898,903	0
Total Expenditures	917,932	1,535,796	1,513,100	494,515	1,513,100	1,012,899	1,898,903	0
Water Enterprise	486,572	-7,891	8,571	501,985	8,571	507,372	-335,132	0

**Sewer Enterprise Fund
Budget Narrative for FY 2012-2013
Budget Fund 530**

DEPARTMENTAL MISSION

This Sewer Enterprise Fund and Program is administered by the Public Works Department whose Mission supports the Vision of the City by working to enhance quality of life of our residents in an environment of safety, courtesy, integrity, and respect. In order to do so, the Department: 1) recognizes quality service to our customers, and the residents of this community are our number one priority; 2) recognizes that a "can-do" attitude is our most valuable resource; 3) provides all services in an ethical, honest, and equitable manner; 4) demonstrates pride and commitment to the work being done by being enthusiastic and professional; 5) is committed to providing services that are responsive, innovative, and fiscally sound; and 6) recognizes the critical importance of working in partnership with the business community in developing a diverse, economically stable City.

DEPARTMENTAL PROGRAMS

This budget is used to track all the expenditures and revenues for the management, maintenance, and operations of the City's Sewer System.

ACCOMPLISHMENTS FOR FY 2011-2012

- The City Municipal Sewer System collected and provided treatment to over 254,317,502 gallons during 2011
- The City Municipal Sewer System operations were in full compliance with all of its permit requirements
- Managed and maintained the City's (6) Sewer Lift Stations

DEPARTMENTAL GOALS FOR FY 2012-2013

- Meet all Regulatory Sampling Requirements
- Endeavor to keep consumer confidence
- Initiate the process for a Supervisory Control Access and Data Acquisition (SCADA) System
- Continue to provide Training for Sewer Treatment & Collection System Operators
- Continue with Contractual Data Processing Support Services
- Complete Phase II & III of the Sewer Management Plan
- Update the Operations & Maintenance Manual
- Develop Long Term Wastewater Management Plan
- Repair Rincon Sewer Line

FY 2012-2013 RECOMMENDED BUDGET

The Department's FY 2012-2013 Recommended Budget represents an overall decrease of (\$92,619) or (9.6%) in expenditures, and a decrease of (\$118,472) or (12.2%) in revenues, when compared to the FY 2011-2012 Approved Budget. As a result, the Requested Net Cost is increased by \$25,853.

Estimated Fund Balance

The year-end Fund Balance is estimated to be \$790,000 as of June 30, 2012, which is sufficient to cover the Net Cost.

Revenues

Revenues are down because of the expected level of activity.

Personnel

The Public Works Department provides the personnel requirements for the Water Enterprise program. For example, some of the costs associated with the salaries and benefits for Public Work employees are apportioned to this fund. Also, included in this fund, is the 50% of the authorized, but unfilled Public Works Maintenance Supervisor and Public Works Technician Positions.

Services and Supplies

This budget includes the entire spectrum of supplies and services to meet the operational necessities and requirements. In addition, the budget reflects an appropriation for emergency repairs, and the sewer fund share of the payment for the private placement financing used for the construction of the water tanks and sewer expansion project.

Capital Projects/Fixed Assets

This budget reflects a \$102,500 in capital outlay improvements and equipment to the Sewer Systems including \$37,500 to add the sewer lift stations to the (SCADA) System, and \$65,000 to enter into two separate option purchase agreements for the acquisition of land for the Wastewater Treatment Plant.

Because the Sewer System, along with the Water System is critical to the City, it is important to maintain the systems and acquire the necessary equipment as necessary. However, because of the current State Budget uncertainty and economic environment, these expenditures are going to be carefully monitored and only undertaken if necessary.

MAJOR POLICY CONSIDERATIONS

A future consideration is for the City to develop a separate Industrial Sewage System to serve the Industrial Business Park that will be critical and necessary to increase the permitted capacity, and help the park to be a more appealing place to operate a business.

BUDGET WORKSHEET

City Of Gonzales

Month: 4/30/2012	Prior	Current Year				(6)	(7)	(8)
	Year	Original	Amended	Actual Thru	Estimated	Staff YE Est	Recommend	Adopted
	Actual	Budget	Budget	April	Total			
Fund: 530 - Sewer Enterprise								
Revenues								
Dept: 000								
5515.000	Interest Income	4,790	3,000	3,000	1,504	3,000	2,200	3,000
5701.000	Charges for Current Services	758,103	956,000	816,180	609,122	816,180	812,163	836,528
5702.000	Late charges	12,178	11,000	11,000	10,369	11,000	13,825	12,000
5900.000	Transfer from Water	0	0	0	0	0		
5905.000	Transfer from Sewer	0	0	0	0	0		
5930.000	Transfer from General Fund	0	0	0	0	0		
5958.000	Transfer from Fund 460	0	0	0	0	0		
Dept: 000		775,071	970,000	830,180	620,995	830,180	828,188	851,528
	Total Revenues	775,071	970,000	830,180	620,995	830,180	828,188	851,528
Expenditures								
Dept: 000								
6110.000	Salaries-Regular Pay	113,093	155,287	155,300	93,363	155,300	155,300	150,121
6111.000	Salaries-Overtime Pay	3,371	1,000	1,000	2,405	1,000	1,000	1,000
6112.000	Salaries-Extra Help	12,717	0	0	11,392	0		
6113.000	Salaries-Differentials	4,532	2,962	3,000	3,151	3,000	3,500	2,924
6131.000	Deferred Compensation Expense	2,063	3,418	3,400	1,667	3,400	3,400	3,235
6132.000	Retirement - PERS	24,084	35,671	35,700	4,551	35,700	35,700	34,444
6140.000	Life and Disability Insurance	1,828	2,455	2,500	1,282	2,500	2,500	3,267
6150.000	Workers Comp Insurance	1,554	1,589	1,600	1,554	1,600	1,600	1,645
6160.000	Social Security	7,352	12,182	12,200	6,069	12,200	12,200	11,785
6170.000	Health and Dental Insurance	26,968	26,055	26,100	27,586	26,100	30,000	27,162
6210.000	Special Departmental Expenses	1,053	1,000	1,000	3,770	1,000	4,271	5,000
6211.000	Office Supplies	1,161	7,500	7,500	910	7,500	1,600	5,000
6212.000	Maintenance Supplies	9,164	12,000	12,000	8,831	12,000	12,000	12,000
6213.000	Oils and Lubricants	4,513	5,525	5,500	3,307	5,500	5,500	6,000
6220.000	Telephone	5,267	6,500	6,500	3,278	6,500	5,000	6,500
6225.000	Utilities	66,980	90,000	90,000	53,995	90,000	75,000	90,000
6230.000	Legal and Accounting	22,440	25,000	25,000	7,759	25,000	20,000	25,000
6235.000	Engineering and Surveying	36,044	120,500	120,500	8,233	120,500	40,000	50,000
6245.000	Other Contractual Services	75,346	115,000	115,000	77,807	115,000	115,000	115,000
6255.000	Liability Insurance	6,600	3,300	3,300	3,061	3,300	3,300	3,300
6260.000	Advertising	33	3,800	3,800	177	3,800	277	3,000
6265.000	Printing	0	0	0	250	0	250	
6270.000	Transportation and Travel	441	1,250	1,300	382	1,300	382	1,300
6275.000	Subscriptions and Training	804	2,525	2,500	1,693	2,500	1,693	2,500
6301.000	Bank Charges	1,221	1,000	1,000	1,284	1,000	1,926	2,000

BUDGET WORKSHEET

City Of Gonzales

Month: 4/30/2012	Prior	Current Year			(6)	(7)	(8)	
	Year Actual	Original Budget	Amended Budget	Actual Thru April	Estimated Total	Staff YE Est	Recommend	Adopted
Fund: 530 - Sewer Enterprise								
Expenditures								
Dept: 000								
6305.000 Uncollectible Accounts	0	0	0	0	0			
6310.000 Other Taxes	0	0	0	0	0	34,000		
6316.000 Administrative Fees	0	750	800	0	800	800		
6530.000 Capital Outlay-Improvements	3,696	121,000	121,000	64,806	121,000	64,806	102,500	
6540.000 Capital Outlay-Equipment	0	0	0	0	0			
6542.000 Equipment-Vehicles	0	0	0	0	0			
6543.000 Equipment-Furniture	0	0	0	0	0			
6544.000 Equipment-Computers	0	0	0	0	0			
6550.000 Depreciation	96,753	140,000	140,000	0	140,000	140,000	140,000	
6610.000 Interest Expense	0	0	0	0	0			
6620.000 Principal Reduction	0	0	0	0	0			
6640.000 Amortization Expense	750	0	0	0	0			
6900.000 Transfers to General Fund	0	0	0	0	0			
6930.000 Transfer to Water	59,605	60,033	60,000	0	60,000	60,000	60,000	
6955.000 Transfer to 407	0	0	0	0	0			
6956.000 Transfer To Fund 200	0	0	0	0	0			
Dept: 000	589,433	957,302	957,500	392,563	957,500	831,005	864,683	0
Total Expenditures	589,433	957,302	957,500	392,563	957,500	831,005	864,683	0
Sewer Enterprise	185,638	12,698	-127,320	228,432	-127,320	-2,817	-13,155	0

**Garbage Enterprise Funds
Budget Narrative for FY 2012-2013
Budget Fund 540**

DEPARTMENTAL MISSION

This Garbage Enterprise Fund and Program is administered by the Public Works Department whose Mission supports the Vision of the City by working to enhance quality of life of our residents in an environment of safety, courtesy, integrity, and respect. In order to do so, the Department: 1) recognizes quality service to our customers, and the residents of this community are our number one priority; 2) recognizes that a "can-do" attitude is our most valuable resource; 3) provides all services in an ethical, honest, and equitable manner; 4) demonstrates pride and commitment to the work being done by being enthusiastic and professional; 5) is committed to providing services that are responsive, innovative, and fiscally sound; and 6) recognizes the critical importance of working in partnership with the business community in developing a diverse, economically stable City.

DEPARTMENTAL PROGRAMS

This budget is used to track all the expenditures and revenues for the management, maintenance, and operations of the Garbage collection program including the contracts with Tri-Cities Disposal and Recycling Services, Inc., and the Salinas Valley Solid Waste Authority.

ACCOMPLISHMENTS FOR FY 2011-2012

- Met the City's AB 939 source reduction, reuse, and recycling requirements
- Managed approximately 1,700 garbage customers accounts
- Worked with the SVSWA to improve the collection of garbage, and obtain better collection data and information
- Conducted two cleanup events

DEPARTMENTAL GOALS FOR FY 2012-2013

The Department Goals for FY 2012-2013 are to strive and meet the spirit of the Public Works Department's "Mission Statement." However, there are more needs that can be addressed with the limited staffing and financial resources. The following are some of the Department's Goals:

- Endeavor to meet all Regulatory Requirements
- Endeavor to provide weekly collection services to the citizens of the City of Gonzales
- Conduct an Annual Cleanup Week

- Establish a Customer Complaint Tracking Program
- Seek contract compliance from Tri-Cities to implement a Recycling Education Program
- Renegotiate an extension of the Garbage Franchise Agreement with Tri-Cities

FY 2012-2013 RECOMMENDED BUDGET

The Department's FY 2012-2013 Recommended Budget represents an overall decrease of (\$91,854) or (8.7%) in expenditures, and a decrease of (\$123,764) or (11%) in revenues, when compared to the FY 2011-2012 Approved Budget. As a result, the Requested Net Cost is increased by \$31,910.

Revenues

The projected increase is based on activity levels in FY 2011-2012.

Personnel

This budget reflects the allocation of salaries for Administrative Staff that support these functions.

Services and Supplies

This budget includes office and operational supplies.

In addition, it includes funding to meet the City's new contractual agreements with Tri-Cities Disposal and Recycling Services, Inc., and SVSWA during FY 2012-2013.

Capital Projects/Fixed Assets

Because this is a public service that is contracted out, it has no obligations to fund any capital projects or fund any assets.

Transfers

Transfers are projected to be decreased based on the level of activity.

MAJOR POLICY CONSIDERATIONS

There are no major policy considerations reflected in this fund.

BUDGET WORKSHEET

City Of Gonzales

Month: 4/30/2012	Prior	Current Year			(6)	(7)	(8)	
	Year Actual	Original Budget	Amended Budget	Actual Thru April	Estimated Total	Staff YE Est	Recommend	Adopted
Fund: 540 - Garbage Enterprise								
Revenues								
Dept: 000								
5233.000 Enterprise Franchise Tax-Garba	0	2,000	3,500	3,466	3,500	4,160	3,500	
5236.000 Drop Box Franchise Fees	24,290	30,000	29,000	17,152	29,000	22,870	23,000	
5510.000 Investment Income	0	0	0	0	0			
5515.000 Interest Income	229	100	100	0	100	100		
5629.000 Tri Cities Mini Grant	0	0	0	0	0			
5701.000 Charges for Current Services	499,334	564,000	496,414	368,562	496,414	491,416	505,176	
5702.000 Late charges	17,626	20,000	20,000	13,979	20,000	18,639	19,160	
5760.000 Tipping Fee Charges	390,447	440,000	390,273	289,133	390,273	385,511	385,500	
5821.000 Other Income - Reimbursements	0	25,000	25,000	15,474	25,000	20,632	21,000	
Dept: 000	931,926	1,081,100	964,287	707,766	964,287	943,328	957,336	0
Total Revenues	931,926	1,081,100	964,287	707,766	964,287	943,328	957,336	0
Expenditures								
Dept: 000								
6110.000 Salaries-Regular Pay	57,926	58,386	58,400	42,570	58,400	58,400	57,518	
6111.000 Salaries-Overtime Pay	720	0	0	430	0			
6113.000 Salaries-Differentials	1,463	1,260	1,300	1,040	1,300	1,300	1,222	
6131.000 Deferred Compensation Expense	1,454	1,512	1,500	1,221	1,500	1,500	1,515	
6132.000 Retirement - PERS	11,454	13,361	13,400	2,120	13,400	13,400	13,160	
6140.000 Life and Disability Insurance	774	812	800	542	800	800	800	
6150.000 Workers Comp Insurance	491	491	500	491	500	491	582	
6160.000 Social Security	3,516	4,563	4,600	2,545	4,600	4,600	4,502	
6170.000 Health and Dental Insurance	5,472	7,155	7,200	6,101	7,200	7,200	8,937	
6210.000 Special Departmental Expenses	14	250	3,000	3,558	3,000	4,200	4,500	
6211.000 Office Supplies	1,037	2,000	2,000	704	2,000	1,200	2,000	
6230.000 Legal and Accounting	0	3,000	3,000	2,599	3,000	3,000	5,000	
6235.000 Engineering and Surveying	0	0	0	0	0			
6245.000 Other Contractual Services	27,824	70,000	70,000	33,041	70,000	50,000	50,000	
6246.000 Contract Svcs- Tri Cities	442,573	455,000	440,000	293,403	440,000	440,000	440,000	
6247.000 Contract Svcs - SVSWA	216,807	230,000	230,000	141,251	230,000	230,000	230,000	
6255.000 Liability Insurance	214	400	400	100	400	200	400	
6260.000 Advertising	33	0	0	0	0			
6275.000 Subscriptions and Training	0	0	0	1,155	0	1,155	200	
6301.000 Bank Charges	1,221	1,000	1,000	1,284	1,000	1,712	2,000	
6310.000 Other Taxes	58	0	0	0	0			
6540.000 Capital Outlay-Equipment	0	0	0	0	0			
6900.000 Transfers to General Fund	199,883	200,000	200,000	0	200,000	200,000	135,000	

BUDGET WORKSHEET

City Of Gonzales

Month: 4/30/2012	Prior	Current Year			(6)	(7)	(8)	
	Year	Original	Amended	Actual Thru	Estimated	Staff YE Est	Recommend	Adopted
	Actual	Budget	Budget	April	Total			
Fund: 540 - Garbage Enterprise								
Expenditures								
Dept: 000	972,934	1,049,190	1,037,100	534,155	1,037,100	1,019,158	957,336	0
Total Expenditures	972,934	1,049,190	1,037,100	534,155	1,037,100	1,019,158	957,336	0
Garbage Enterprise	-41,008	31,910	-72,813	173,611	-72,813	-75,830	0	0