



City of Gonzales



Fiscal Year 2018-2019

City

&

Successor Agency

Recommended Budget

(June 18, 2018)

Gonzales will continue to be a safe, clean, family-friendly community, diverse in its heritage, and committed to working collaboratively to preserve and retain its small town charm

TABLE OF CONTENTS

FY 2018-2019 City & Successor Agency Budget

UPFRONT SECTION	Page
Organizational Chart	1
Transmittal Letter	2
Budget Message	4
Exhibit A (<i>Fund Balance Summary</i>)	
Exhibit B (<i>Budget Summary of all Funds</i>)	
Exhibit C (<i>Interfund Transfer Reconciliation</i>)	
Exhibit D (<i>Classification Plan FY 2018-2019</i>)	
UNIT # GENERAL FUND	
000 General Purpose Revenues	30
100 City Council	34
110 City Manager/City Clerk	37
130 Finance Department	42
150 City Attorney	45
160 Community Development Department	48
170 General Governmental Buildings	54
200 Non Departmental	57
300 Police Department	60
310 Fire Department	65
320 Building Regulation	69
400 Public Works Department	73
500 Parks Department	77
510 Recreation Services	80
511 After School Program	84
515 City Aquatics	87
550 Youth Development & Leadership Initiative	90
800 Quality of Life Tax Measure	93
900 General Fund Debt Service	97
FUND # OTHER FUNDS	
120 Community Development	100
123 Business Loan Grant Program	103
124 Air Pollution Control Fund	106
127 Urban County (CDBG)	109
130 Street Fund	112
136 Measure X Transportation Program	116
137 SB1 Transportation Program	119
150 Supplemental Law Enforcement	122
190 Fire Impact	125

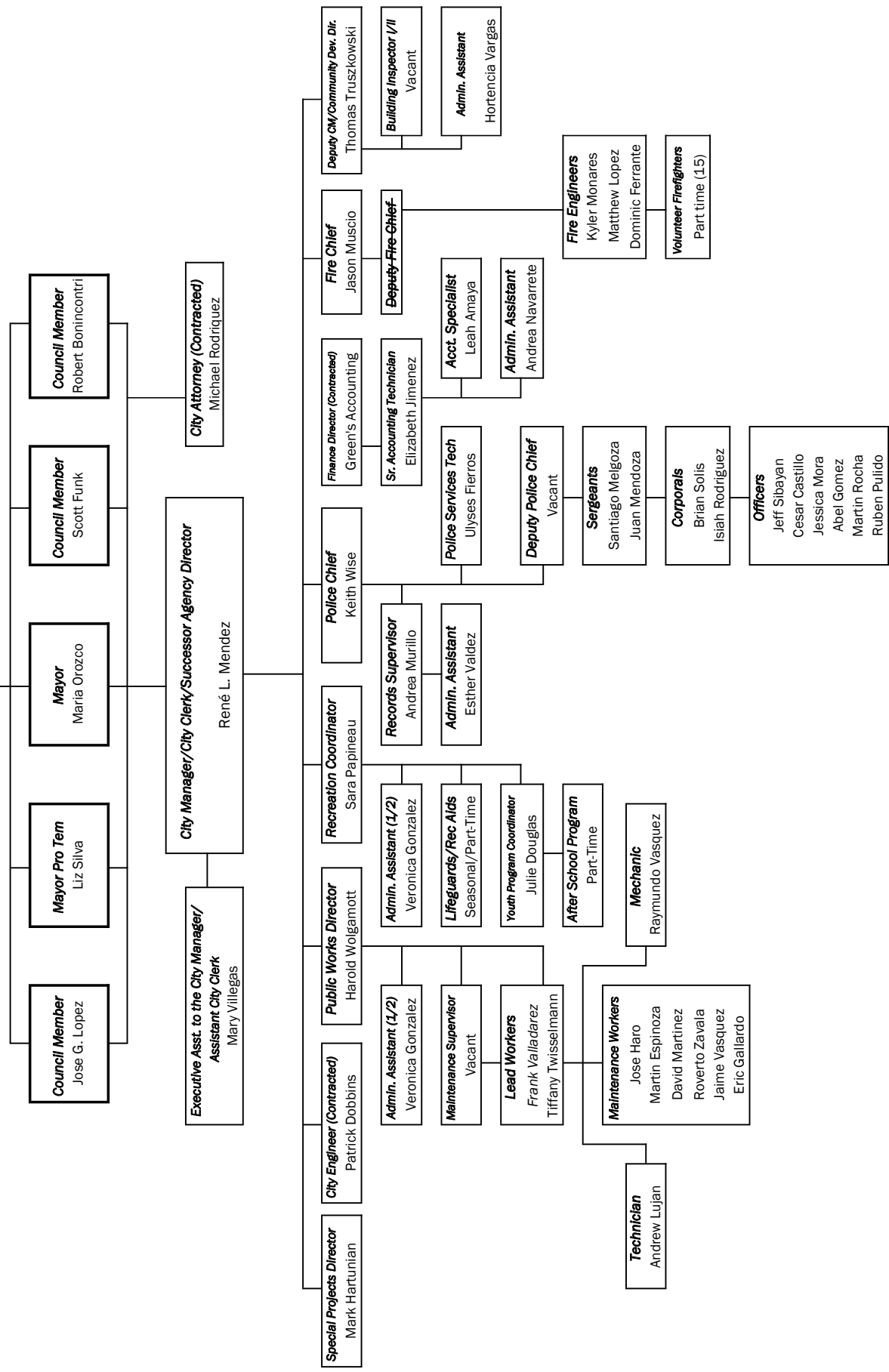
TABLE OF CONTENTS

FY 2018-2019 City & Successor Agency Budget

FUND #	OTHER FUNDS CONT.	Page
200	General Plan Impact	128
201	Sphere of Influence Impact Fund	131
210	Public Safety	133
217	Community Law Enforcement Grant	136
220	Police Impact	139
230	Sewer Impact	142
235	Circulation System Impact	145
240	Water Impact	148
241	Public Facilities Impact	151
242	Public Uses Impact	154
243	Aquatics Facilities Impact	157
244	Animal Control Facilities Impact Fees	159
245	Storm Drainage Facilities Impact Fee	162
250	Park Impact	165
260	Intersection Improvement	168
270	CA Breeze Park & Open Space Maintenance Assmt. Dist. Phase I, II, & III	171
280, 290, 300	CA Breeze Benefit Assessment District	174
302	Canyon Creek Park & Open Space Maintenance Assmt. Dist. Phase I, II, & III	180
304, 306, 308	Canyon Creek Benefit Assessment Districts Phase I, II & III	183
310	Cipriani Estates Park & Open Space Maintenance Assessment District	188
312	Cipriani Estates Benefit Assessment	191
314	Gonzales Industrial Park Landscape District	194
316	Gonzales Industrial Park Benefit Assessment District	197
407	Agricultural Industrial Park Federal Grant	200
420	Shopping Center REDIP	203
426	Gonzales Successor Agency	205
427	Gonzales Successor Agency - Housing	209
450	Gonzales River Road Assessment District	212
460	Capital Infrastructure	214
520	Water Enterprise	218
530	Sewer Enterprise	222
540	Garbage Enterprise	226
550	Solar Project	230

Attachment: Budget (1207 : FY 2018-2019 Recommended Budget)

City of Gonzales
FY 2018 - 2019





City of Gonzales

P.O. BOX 647
PHONE: (831) 675-5000

147 FOURTH ST.
FAX: (831) 675-2644

GONZALES, CALIFORNIA 93926
www.ci.gonzales.ca.us

June 18, 2018

Honorable Mayor Orozco and Council Members
Chairperson Orozco and Successor Agency Board Members
P.O. Box 647
Gonzales, California 93926

Dear Council and Board Members:

I am pleased to transmit to your Council and Board the Recommended Budget for FY 2018-2019, which sets forth total Budget Requirements in the amount of \$15,072,510, which is (\$3,321,467) lower than the FY 2017-2018 amount. The main reason for the decrease is due to the completion of several capital projects and the end of the Strengthening Police and Community Relations Grant.

Of the overall budget amount, the General Fund appropriations total \$5,491,951, which is \$410,171 or 8.1% higher than the FY 2017-2018 Budget amount of \$5,081,780. The increase is being driven by some personnel changes, the After School Program, and TUT funded priorities.

Overall, revenues are \$14,587,459 million, of that the General Fund is \$5,209,020 million, which is (\$128,707) lower than FY 2017-2018. The reason for the decrease is due to the completion of the Strengthening Police and Community Relations Grant.

While there are many positive aspects of the FY 2018-2019 City Budget, perhaps none are as significant in broad terms as the fact that the TUT revenues continue to fund needed infrastructure improvements, that directly impact the quality of life in the community, resources are provided for public safety with a direct emphasis on community engagement, and youth programs continue to be a top priority.

The City economy continues to trend up with the construction underway of the 130,000 square feet Del Monte Fresh (acquired Mann Packing) vegetable processing plant that will result in 150 new jobs. What is exciting about this project is that this is only phase I, and at least two additional phases are expected. Furthermore, the budget continues to reflect the City's sales tax revenues staying at the \$1 million level, which is very good for a small city.

On the health side, FY 2018-2019 will see several new exciting developments with (1) Clinica de la Salud del Valle de Salinas finishing construction and opening their new building; and (2) the Salinas Valley Memorial Health Care System beginning construction of a new facility to complement the Taylor Farms Family Health and Wellness Center, and expand their health and medical offerings to the community and South County. This continues the City's goal to increase access to quality health care for the community.

On the capital infrastructure side, the Recommended Budget reflects funds to (a) finish construction of a new water well; (b) continue working on solutions for the 5th Street – Hwy 101 overpass; (c) continue projects recommended by the TUT Advisory Committee; and (d) begin implementation of the plan to increase the capacity of the Waste Water Treatment Facility.

The budget continues to reflect key initiatives to proactively grow the City's business base, which over time, will continue to increase sales and property tax revenues, more jobs; and overall, a more healthy and vibrant local economy. Some of the key efforts include (a) the Gonzales Grows Green Initiative; (b) continued focused work

Attachment: Budget (1207 : FY 2018-2019 Recommended Budget)

with the property owners in the Gonzales Agricultural Industrial Business Park (GAIBP); (c) continued leadership roles in the regional Monterey Bay Economic Partnership (MBEP) and Monterey Bay Community Power Agency (MBCPA); (d) development and implementation of an Energy Project to provide renewable (green) power to sustain business growth in the GAIBP; (e) the methodical and prudent development of the cannabis industry; and (f) the continued proactive marketing of the Gonzales Brand and Gonzales Way.

FY 2017-2018 saw a major step forward by the City in its youth initiative and programs that saw the (a) Gonzales Youth Council recommending and/or providing input on significant policy issues to the Council, (b) expansion of the After School Program and Summer Camp Program, and (c) growth of the “*Ensuring Gonzales Youth Achieve 21st Century Success*” that saw funding of the “Wings of Knowledge” STEM project, and the GYC working on developing a plan for a Youth Innovation Center to present to the Council. In addition, 2017-2018 saw the culmination of a negotiated agreement with Charter Cable that resulted in the City receiving very good internet speeds (100mps down) at a reasonable price. The budget reflects resources to continue the incredible momentum in all of these areas.

On the organizational side, this budget reflects the (a) transition of the Deputy Fire Chief to Fire Chief, (b) elimination of the 2-year time frame for the Special Projects Director position, and (c) evolution of the Administrative Specialist/Deputy City Clerk position to an Assistant City Clerk position.

The budget continues to reflect the \$1 million General Reserve (rainy day fund) and a starting Fund Balance of \$1.4 million, which provides your Council modest resources to expand and/or add programs. However, as in prior years, as your Council reviews the budget document, please keep in mind that any increases in expenditures should be done cautiously. While there is some room for your Council to increase or add programs, it should be done prudently.

Finally, I would like to take this opportunity to express my appreciation to all my staff and Mike Howard¹ whose dedicated service, cooperation, and commitment to excellence made this document a possibility. In particular, I would like to especially acknowledge and thank Mrs. Mary Villegas for her hard work not only on this document, but also for her ability to keep the City Manager’s Office organized and moving forward.

Respectfully submitted,



René L. Mendez
City Manager

¹ Mike is with Green’s Accounting who provides under contract the financial services for the City.

MEMORANDUM

TO: Honorable Mayor Orozco and City Council
Chairperson Orozco and Successor Agency

FROM: René L. Mendez, City Manager and Director

DATE: June 18, 2018

SUBJECT: City Manager and Director FY 2018-2019 Recommended Budget

RECOMMENDATION

Consider and approve the FY 2018-2019 City and Successor Agency Recommended Budget with the accompanying Resolutions on June 18, 2018, or if needed on June 25, 2018, as presented, which is balanced, maintains or funds Council priorities, and maintains acceptable service levels.

SUMMARY

The Recommended Budget for FY 2018-2019 totals \$15,072,510 in expenditures, of which \$5,491,951 is the General Fund. The General Fund reflects an increase of \$410,171 or 8.1% over the FY 2017-2018 Budget amount of \$5,081,780.

FY 2017-2018 saw a major step forward with the completion of the Alta Street Rehabilitation project, and the culmination of a negotiated agreement with Charter Cable that resulted in a significant increase in internet speed and service at a reasonable rate. In addition, Mann Packing (acquired by Del Monte Fresh in late 2017) began construction of a 130,000 square foot facility that when operational, will bring 150 new jobs to the City and a leap forward in the already impressive “*Ensuring Gonzales Youth Achieve 21st Century Success*” Initiative, and the Gonzales Youth Council. In addition, great inroads were made in community engagement, a refreshment of the annual report, and a significant upgrade in the City’s website and social media presence.

As this budget is presented for approval, the theme that comes to mind is a City poised to take a quantum leap forward, with the “Gonzales Way” leading the way.

Similar to prior years, the overall “operating” budget is again skewed by the “Transfers-In” of resources among funds. For example, transfers include several funds into the General Fund, from the Supplemental Law Enforcement Fund into the Public Safety Fund, and from several assessment funds into the Streets Fund. While this method clearly isolates the contribution among funds, in reality, they are “paper-only” transactions that artificially inflate the total budget by approximately \$931,920. On the State front, the news coming out of Sacramento is essentially neutral for local government and the City of Gonzales. However, there are a couple of ballot measures that if passed by the voters, could have significant negative impacts on the City’s revenues.

The following sections in the Budget Message are intended to provide: (1) an overview of pressures on the General Fund and overall City Budget; (2) an overview of General Fund budgets; (3) highlights of Non-General Fund budgets and programs; and (4) some closing thoughts.

PRESSURES ON THE GENERAL FUND

Not unlike past years, there continues to be some pressures and stressors on the General Fund that need to be monitored.

Ballot Measure attacks on Local Revenue Sources

While news out of the State appear to be at best neutral for the local level, the same cannot be said about attacks from the ballot box. As this budget is presented, there is (a) one ballot measure to repeal SB 1, which is providing

Attachment: Budget (1207 : FY 2018-2019 Recommended Budget)

resources to improve our streets; and (b) one that is being funded by the beverage to repeal the soda tax, but in reality is attacking local government ability to raise much needed funds by requiring a super majority for any new taxes, extensions, fee increases, etc. What is also troubling is that this measure if passed, would be retroactive to January 1, 2018, which would put at risk the City's ability to pass a ½ percent increase in the TUT, and extend and/or eliminate the current sunset. As your Council is aware, the TUT Advisory Committee recommended not only the increase of the ½ cent to a full cent, but also extending and/or eliminating the current sunset provision. This "soda tax repeal" ballot measure would make this much harder to do, and would essentially allow a few number of people to stop any changes and/or increases.

Housing Environment

Another major challenge facing the City continues to be the shortage of available housing of all types. If this issue is not solved, over time, it will impact the City's ability to create jobs and attract the talent necessary for the schools, City and the private sector to continue to thrive. As a result, this budget reflects the capacity for staff to continue to work on this challenge and take advantages of any opportunities. As this budget went to print, staff is pleased to report that we are engaged in meaningful discussions with a National Home Builder.

Fuel Prices

This continues to be highlighted because the fluctuation in fuel prices throughout the year continues to place pressures on the budget. While the budget attempts to reflect adequate resources to cover fuel costs, it is difficult to predict where prices will land.

Cal-PERS and Health Costs

Even though the budget reflects adequate resources to cover employee retirement and health costs, both of these areas continue to be volatile and create a sense of uneasiness for the City. This uneasiness on the health side is further exacerbated with the continued uncertainty coming out of Washington D.C., and what will ultimately happen if anything with health coverage.

OVERALL GENERAL FUND STRUCTURE

Pending budget direction, the City's General Fund is balanced with minimal use of Fund Balance - \$282,931 -, and a revenue amount of \$5,209,020. The use of Fund Balance is recommended to allow time for other revenue sources to increase. This notwithstanding, is important to stress that there is sufficient room in the budget to utilize Fund Balance, and still leave a General Reserve of \$1 million and a cash balance of \$1.1 million. *These revenues include the following:*

1. A conservative 3% growth in property taxes above actual FY 2017-2018 levels. This is very conservative estimate, but is based on prior year actual levels and discussions with the County Assessor.
2. An increase of 12% in the Property Taxes – VLF Adjustment from the State, and a 5.2 % increase in Sales Tax, which are based on the estimates from the HdL Companies, the City's sales and property tax Consultants.
3. A 7.6% increase in expected Transaction Use Tax (TUT) revenues.
4. Continued emphasis on the General Fund being reimbursed for its administrative costs for running the various non-general fund programs, were not directly apportioned to the other funds.
5. A modest increase in planning and building permit revenues based on the expected level of activity.
6. Transfers from various funds for administrative support.

Positive External Relationships

On the positive side, staff continues to work diligently to reinforce, grow, and/or establish new partnerships with the Private Sector and other agencies.

Examples of these partnerships include:

- a) Continue the collaboration and taking on a leadership role, with the County on Countywide Economic Development Efforts and Housing.
- b) Maintain a leadership position in the Monterey Bay Community Power Agency (MBCP) and Monterey Bay Economic Partnership (MBEP).
- c) Continue to support and enhance the partnership with the Gonzales Unified School District as it transitions to new leadership on a variety of issues, the most significant being the continued implementation of the “*Ensuring Gonzales Youth Achieve 21st Century Success*” Initiative.
- d) Continue to work with the County and Monterey County Cities on a variety of regional efforts including solid waste, economic development, housing, gang suppression, health, and transportation.

MAJOR CITY VISION INITIATIVES REFLECTED IN THE BUDGET

The following is a list of some of the major initiatives reflected in the Budget:

- Amend the General Plan (including a new health element), initiate the Plan for Services Studies required to implement the City’s Sphere of Influence increase that was approved by Local Agency Formation Commission (LAFCO) the prior fiscal year, and finalize an application to LAFCO for the next annexation of land into the City.
- In partnership with the Gonzales Unified School District (GUSD), continue (a) to work towards securing the location for the critically needed new Elementary School, (b) the implementation of the “*Ensuring Gonzales Youth Achieve 21st Century Success*” Initiative, and (c) bring and/or develop new innovative science, technology, engineering and mathematics “STEM” programs.
- Continue development of the Gonzales Agricultural Industrial Business Park. For example, the 2018-2019 Fiscal Year will see the completion of a new major facility by Del Monte Fresh, the start of a new facility by American Cooling, further development of the Taylor Facility, and the likely state of construction of at least one cannabis manufacturing or cultivation facility.
- Update the City’s Economic Development website, and continue proactively participating as Co-Chair of the MBEP Board of Directors, and Chair of the MBCP Operations Board.
- Complete the upgrade of the City’s Website to make it more user-friendly and proactive, and expand social media efforts.
- Complete discussions and negotiations with a National Home Builder to bring much needed new housing to the City.
- Continue to increase partnerships with the City’s business community.
- Maintain proactive implementation of the “Gonzales Grows Green” Initiative.
- Continue the proactive use of the TUT revenues to enhance community infrastructure.
- Continue proactive engagement of the community’s youth in the future of their City, which will hopefully culminate in approval of a Youth Innovation Center.
- Begin a more proactive development of senior programs.

BUDGET GOALS AND OBJECTIVES

As in prior years, the City Budget sets forth the foundation for major Council policy actions, and provides a fiscal “Road Map” of the direction for City government to follow now, and in the future. The City Budget represents the single most important document that is prepared, reviewed, and approved on an annual basis.

The format used for this budget:

- Reflects all revenues directly in the programs for which they are to be used;
- Includes all of the City’s grants and operating trust funds;
- Includes detailed fund balances of all the City funds, along with their reserve levels;
- Reflects all the TUT revenues in its own budget;
- Relies on the Net City Cost concept to explain the cost to City resources. For example, a larger net negative means that it is costing the City more, and conversely a lower net negative and/or higher positive number indicates that it is costing the City less to provide the program; and
- Reflects a consistent and standard narrative format:
 1. Description of each individual budget and program.
 2. Major accomplishments by each Department in FY 2017-2018.
 3. Departmental goals for FY 2018-2019.
 4. The Recommended Budget in detail.
 5. Major policy considerations being requested.

Budget Core Priorities

This budget maintains several key core Priorities:

1. City Vision and Mission point the direction.
2. Maintain, and in some cases, enhance the existing valuable workforce.
3. Maintain, and in some cases, enhance critical services (i.e. Public Safety, and Sewer and Water).
4. Maintain improving critical infrastructure.
5. Honor all debt obligations;
6. Maintain a minimum General Fund Balance of \$1 million and a General Reserve of \$1 million.

The following principles and goals have been maintained:

- The Budget is balanced so that available and estimated revenues equal appropriations.
- Whenever possible, the Budget is balanced with ongoing and known revenue sources equaling ongoing and reasonably expected expenses.
- To the extent possible, one-time money is not used for ongoing operations.
- To the extent possible, one-time money is used for one-time expenditures.
- Service levels are maintained at the highest level within funding constraints.
- Discretionary revenues are maximized to provide the Council with options to fund beneficial local programs

and services.

- Accuracy and accountability in estimating and monitoring revenues and expenses during the fiscal year will continue to improve.

PROJECTED FUND BALANCES

As of the writing of this document, the final fund balances for all major funds were not yet available; therefore, estimates of year-end fund balances for all major funds have been relied upon to balance the budget. Though the FY 2017-2018 was almost over at the time this message was prepared, the estimates can and will probably change after the Finance Department closes the accrual period at the end of July. The accrual period is very important because it is used to clean up, and/or eliminate encumbrances (funds kept “on hold” for contracts and purchases made at the end of the fiscal year), and to receive revenue that is due to the City, which comes in arrears (this is typical of many grant programs and sale tax revenues).

It is important to realize that Fund Balance is not a fund or a separate account, but by definition, is simply the difference between the assets and liabilities of a governmental fund. While it is critical to keep a close watch on fund balance levels and not become too reliant on it, in all likelihood, there will always be a fund balance. The key is for the organization to identify what areas generate the fund balance.

Fund Balance Summary Report (Exhibit A) provides a fund balance summary of all the funds, as well as their Reserves as of June 30, 2018, and an estimate for the end of the 2018-2019 Fiscal Year. Based on the level activity projected for the few weeks left in the fiscal year, the year-end 2017-2018 General Fund - Fund Balance is estimated to be approximately \$1.41 million and at the end of Fiscal Year 2017-2018, which is in addition to the \$1 million in General Reserves.

Fund Balance estimates of other major funds to start the fiscal year include the Water Enterprise Fund at \$2.4 million, Solar Project Enterprise Fund at \$1 million, Circulation System Impact at \$887,107, Streets at \$666,075, Sewer Impact at \$629,137, Water Impact Fund at \$492,562, and the Housing Successor Agency at \$309,005.

TOTAL BUDGET REQUIREMENTS

Exhibit B provides a Summary of Expenditures and Revenues by fund. It is the same straightforward format used for the monthly financial reports. This summary is the basis for the discussion below.

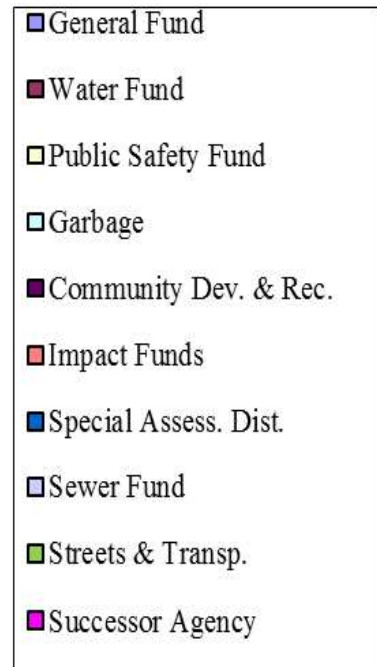
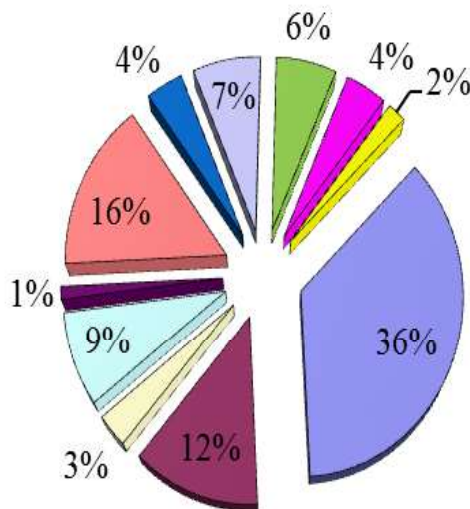
Expenditures

Total expenditures for the FY 2018-2019 Recommended Budget are \$15,072,510, which is (\$3,321,467) or (18.1%) lower than FY 2017-2018. As illustrated in the graph on the following page, *Total City Expenditures*, the General Fund Budget comprises 36.44% of the total expenditures or \$5,491,951 million; followed by the Impact Funds at 15.46% or \$2.3 million; the Water Fund at 12.31% or \$1.85 million; the Garbage Fund at 8.53% or \$1.3 million; the Sewer Fund 6.95% or \$1 million; followed by Streets and Transportation at 6.21% or \$953,639; and the Successor Agency Fund at 4.24% or \$639,264.

While new personnel was added in the Fire Department and the After School Program (ASES) was expanded, the decrease is for the most part being driven by the completion of the GOT L.I.D and Strengthening Police and Community Grant Projects; the completion of significant work on a new water well, and the Successor Agency paying off the General Fund loan.

**TOTAL CITY EXPENDITURES
FY 2018-2019**

City Funds	FY 2017-2018 Adopted Budget	FY 2018-2019 Rec. Budget	FY 2018-2019 % of Total Budget	Net Difference	% Difference
General Fund	\$5,081,780	\$5,491,951	36.44%	\$410,171	8.1%
Water Fund	3,024,046	1,855,424	12.31%	(1,168,622)	(38.6%)
Public Safety Fund	960,850	460,002	3.05%	(500,848)	(52.12%)
Garbage	1,162,000	1,286,287	8.53%	124,287	10.7%
Community Dev. & Rec.	93,250	174,000	1.15%	80,750	86.6%
Impact Funds	2,152,207	2,330,561	15.46%	178,354	8.3%
Special Assess. Dist.	794,231	569,750	3.78%	(224,481)	(28.3%)
Sewer Fund	1,386,253	1,047,820	6.95%	(338,433)	(24.4%)
Streets & Transp.	1,129,830	935,639	6.21%	(194,191)	(17.2%)
Successor Agency	1,915,930	639,264	4.24%	(1,276,666)	(66.6%)
Solar Project, Infrastructure & Ag Industrial Funds	693,600	281,812	1.87%	(411,788)	(59.4%)
TOTAL	\$18,393,977	\$15,072,510		(\$3,321,467)	(18.1%)



Attachment: Budget (1207 : FY 2018-2019 Recommended Budget)

Revenues

Total revenues for the Recommended Budget are \$14,587,459, which is (\$1,356,719) or (9%) less than the FY 2017-2018 Budget. As reflected in the graph on the following page, Total City Revenues, the General Fund comprises 35.7% or \$5,209,020 of the total budget, followed by the Successor Agency at 16.9% or \$2,464,240 million, and the Water Fund at 10.17% or \$1.48 million.

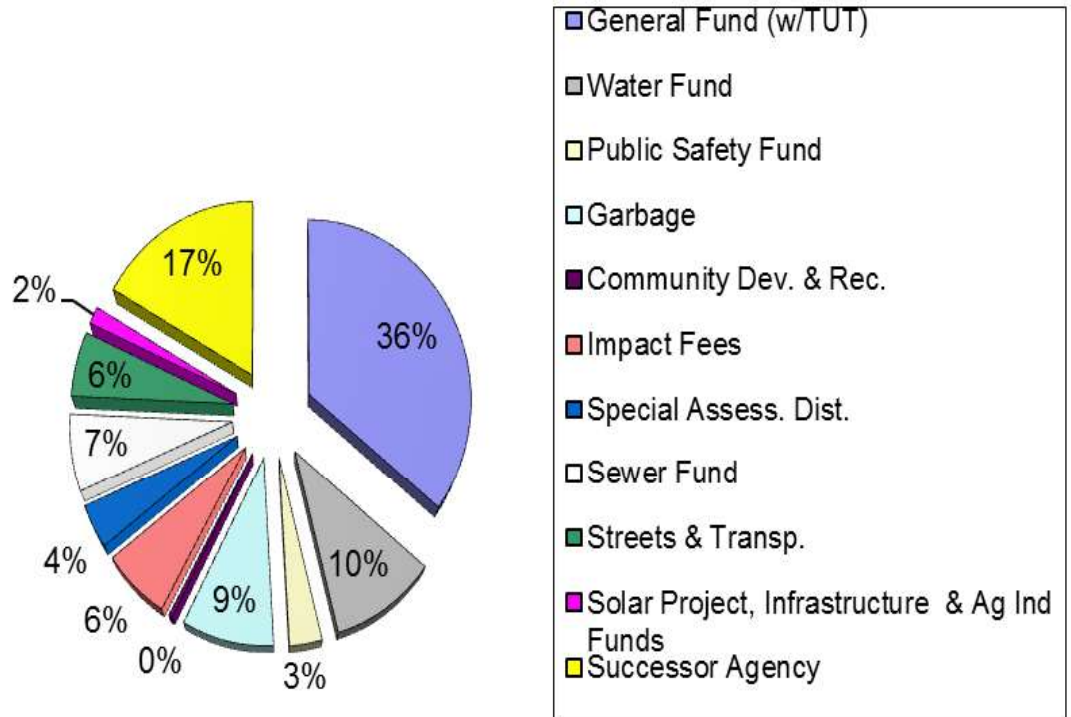
The change in overall revenues is the net result of:

- The Successor Agency finishing paying off the loan General Fund;
- A modest increase in sales tax, and Property Tax-VLF adjustment revenues from the State;
- A modest increase in planning and building permits;
- Grant revenues from the Strengthening Police and Community Relations and Proposition 84 Grant funds ending; and
- The transfers of resources among funds throughout the budget.

The overall budget reflects expenditures slightly exceeding revenues, which is primarily due to existing reserves (Fund Balance), being used in the Water and Sewer Enterprise, Street and Solar Funds to cover several capital projects.

**TOTAL CITY REVENUES
FY 2018-2019**

City Funds	FY 2017-2018 Adopted Budget	FY 2018-2019 Rec. Budget	FY 2018-19 % of Total Budget	Net Difference	% Difference
General Fund	\$5,337,727	\$5,209,020	35.71%	(\$128,707)	(2.4%)
Water Fund	\$1,492,200	\$1,483,950	10.17%	(8,250)	(0.6%)
Public Safety Fund	960,850	460,002	3.15%	(500,848)	(52.1%)
Garbage	1,162,000	1,296,000	8.88%	134,000	11.5%
Community Dev. & Rec	282,047	55,200	.38%	(226,847)	(80.4%)
Impact Fees	1,156,307	945,719	6.48%	(210,588)	(18.2%)
Special Assess. Dist.	501,504	577,071	3.96%	75,567	15.1%
Sewer Fund	879,000	1,012,250	6.94%	133,250	15.2%
Streets & Transp.	1,337,611	855,007	5.86%	(482,604)	(36.1%)
Solar Project, Infrastructure. & Ag Industrial Park	545,932	229,000	1.,57%	(316,932)	(58.1%)
Successor Agency	2,289,000	2,464,240	16.89%	175,240	7.7%
TOTAL	\$15,944,178	\$14,587,459		(\$1,356,719)	(9%)



Attachment: Budget (1207 : FY 2018-2019 Recommended Budget)

OVERALL DISCUSSION OF GENERAL FUND BUDGET

Budget Parameters

As mentioned previously, the recommended budget in addition to relying on the Vision and Mission, and Council priorities, was prepared with the following parameters:

- Maintained and in some cases, enhanced core City programs and critical infrastructure;
- Maintained and in some cases, enhanced existing level of employees, and continued emphasis on establishing a succession plan for key management positions;
- Funded several Vision and Mission Initiatives, including pro-active economic and business development, improvements, “Gonzales Grows Green Initiative”;
- Used TUT resources to continue to enhance critical community infrastructure; and
- Maintained collaborative efforts on many fronts.

Departmental Budget Requests

The budget includes individual narrative sheets for each budget that illustrate a variety of information, including a Recommended Budget, and Major Policy Consideration section.

Expenditures

Overall, the budget is balanced with full year funding of the new Fire Engineer positions added in FY 2017-2018, funding for all the authorized Police Officer positions, eliminating the 2 year limited term of the Special Projects Director position, and a more accurate funding level for the Summer Youth Day Camp and the After School Program. In addition, the budget is proposed with the continuation of the very proactive use of TUT resources to continue to address key infrastructure priorities.

Revenues

On the revenue side, the General Fund Budget reflects modest increases across several revenue categories.

Use of General Fund - Fund Balance

As described above, the Proposed Budget reflects a modest use of Fund Balance in order to allow some time for some revenues to materialize. However, there is sufficient room in resources to allow this to occur and still maintain the \$1 million General Reserve, and a cash balance \$1.1 million.

TOTAL GENERAL FUND BUDGET AND FINANCING REQUIREMENTS

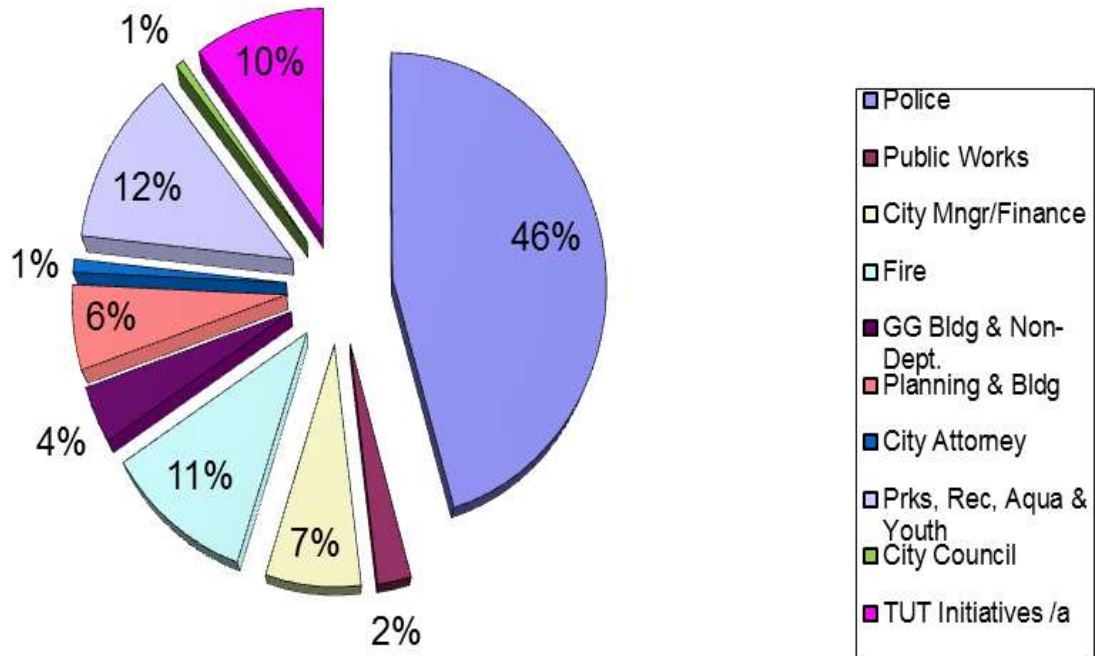
Expenditures

As illustrated in the graph on the following page, *General Fund Expenditures*, overall, General Fund expenditures total \$5,491,951, which is 8% or \$410,171 higher than the prior year. As shown, Police continues to be the largest General Fund program at 45.5% or \$2,503,492 million; followed by Parks, Recreation, Aquatics and Youth Programs at \$689,246 or 12.5%; Fire at 10.8% or \$593,641; and TUT initiatives at 10.1% or \$559,651.

The increase in expenditures is mainly due to the net impact of (a) full year funding of the Fire Engineer positions approved in FY 2017-2018; (b) full year funding of all the authorized Police positions; (c) an increase in TUT funded initiatives; and (d) realistic funding of the Summer Youth Day Camp and After School Program.

**GENERAL FUND EXPENDITURES
FY 2018 – 2019**

Departments	FY 2017-2018 Adopted Budget	FY 2018-2019 Rec. Budget	FY 2018-2019 % of Total Budget	Net Difference	% Difference
Police	\$2,425,461	\$2,503,492	45.58%	\$78,031	3.22%
Public Works	125,394	135,626	2.47%	10,232	8.16%
City Manager/Finance	377,453	383,497	6.98%	6,044	1.6%
Fire	490,711	593,641	10.81%	102,930	20.98%
GG Bldg & Non Dept.	233,700	217,700	3.96%	(16,000)	(6.85%)
Planning & Bldg.	243,307	324,179	5.9%	80,872	33.24%
City Attorney	50,000	50,000	.91%	0	0
Prks, Rec, Aqua & Youth	563,122	689,246	12.55%	126,124	22.4%
City Council	39,579	34,919	.64%	(4,660)	(11.77%)
TUT Initiatives	533,053	559,651	10.19%	25,598	4.99%
TOTAL	\$5,081,780	\$5,491,951		\$410,171	8.07%



Attachment: Budget (1207 : FY 2018-2019 Recommended Budget)

Revenues

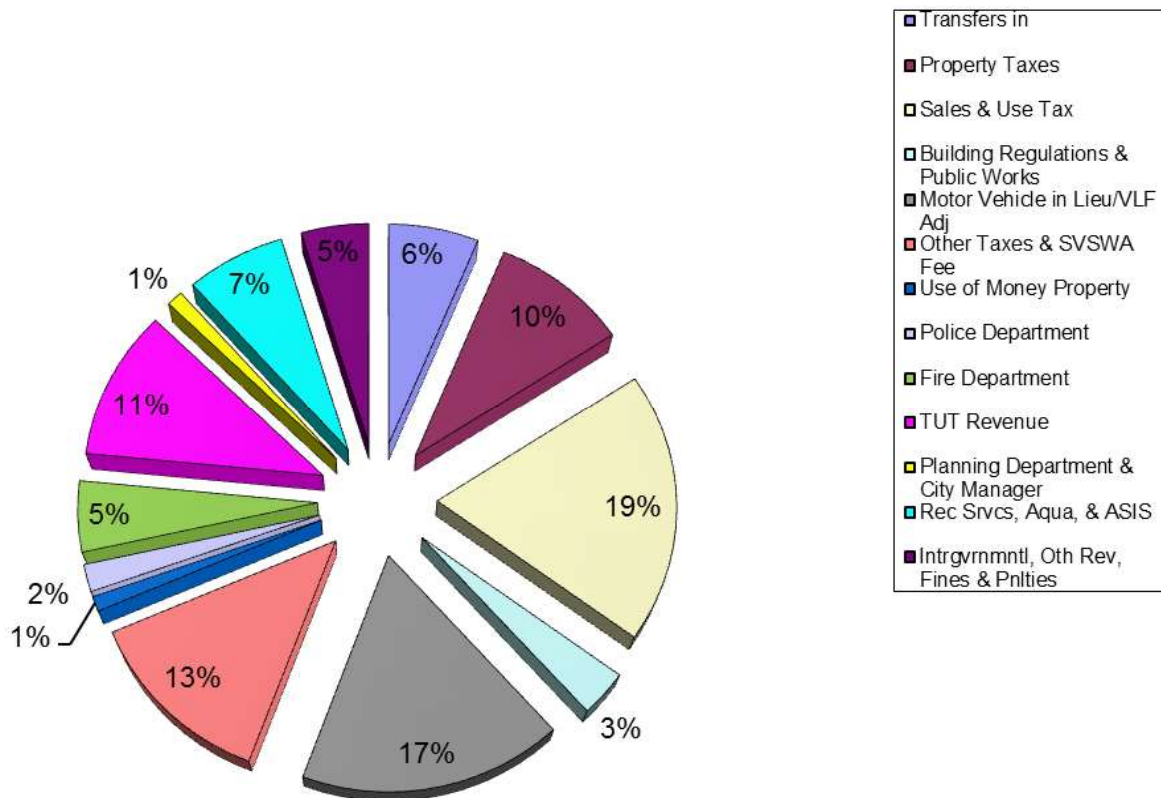
The next graph, *General Fund Revenues*, illustrates the major revenue sources of the General Fund. Overall, revenues total \$5,209,020, which is (\$128,707) or (2.4%) lower than the prior fiscal year. The largest source is Sales & Use Tax \$1 million or 19%; followed by Motor Vehicle in Lieu/VLF Adj. at \$906,209 or 17%; and Other Taxes & SVSWA Fee at \$670,500 or 13%. This is followed by TUT Revenues at \$560,000 or 11% and Property Taxes at 9.5% or \$499,000. The major reasons for the decrease is due end of the Strengthening Police and Community Relations Grant revenues and the repayment of General Fund loan to the former Redevelopment Agency by the Successor Agency.

On the permit activity, it is important to point out that the budget reflects a modest increase. However, as of the time of writing the budget document, several projects were in their preliminary stages that if they materialize, will increase this revenue source significantly.

[Left intentionally blank]

**GENERAL FUND REVENUES
FY 2018-2019**

Sources	FY 2017-2018 Adopted Budget	FY 2018-2019 Rec. Budget	FY 2018-2019 % of Total Budget	Net Diff.	% Diff.
Transfers In	\$846,113	\$326,001	6.26%	(520,112)	(61.5%)
Property Taxes	486,000	499,000	9.58%	13,000	2.7%
Sales & Use Tax	950,000	1,000,000	19.2%	50,000	5.2%
Bldg Reg & Public Works	88,380	169,250	3.25%	80,870	91.5%
Motor Veh in Lieu/VLF Adj	806,000	906,209	17.4%	100,209	12.4%
Other Taxes & SVSWA fee	742,500	670,500	12.87%	(72,000)	(9.7%)
Use of Money Propert	53,000	55,000	1.06%	2,000	3.8%
Police	230,037	100,400	1.93%	(129,637)	(56.4%)
Fire	249,500	260,700	5%	11,200	4.5%
TUT Revenue	520,000	560,000	10.75%	40,000	7.7%
Planning & City Manager	74,107	58,200	1.12%	(15,907)	(21.5%)
Rec Srvc, Aqua & ASIS	243,960	360,260	6.92%	116,300	47.7%
Intrgvmntl, Other Rev, Fines & Penalties	48,130	243,500	4.67%	195,370	405%
TOTAL	\$5,337,727	\$5,209,020		(\$128,707)	(2.4%)



Attachment: Budget (1207 : FY 2018-2019 Recommended Budget)

Overview of Different Budgets

The following section briefly highlights the reasons for the changes in some of the budgets. Please refer to the individual budget narrative sheets for a summary of each budget.

General Fund Revenues

This budget reflects revenues that cannot be attributed to any one particular budget. All other revenues are reflected directly in the programs for which they are to be used for, and/or generated. This is done in order to more accurately reflect the activity, and present a more accurate account of the overall program.

As mentioned previously, General Fund Revenues are slightly up mainly due modest growth in Property and Sales Tax and TUT revenues.

It cannot be emphasized enough that even though several key revenues are up, it is important to continue to identify other revenue sources for the City in order to maintain a balanced budget, and provide the services needed to support the Vision of the City.

General Fund Budget Units:

Below are some of the General Fund budgets that have significant changes. In general, all budgets have decreases in workers' compensation costs and increases in liability costs; because of the nature of the risk embodied in Public Safety, both Police and the Fire Departments are allocated a larger share of these costs. The budgets also reflect the cost estimates for health and retirement costs, which are being driven by the City self-insurance health plan and Anthem Blue Cross, and the California Public Employee Retirement System (PERS).

City Manager & Finance: The City Manager's budget reflects an increase, which is mainly driven by the elimination of the two year limited term of the Special Projects Director position. In addition, to keep up with the ever increasing workload, the budget reflects work underway to reclassify the Deputy City Clerk to Assistant City Clerk, and an evaluation of adding a new management level position to oversee the increasing community engagement, youth initiatives and overseeing the new Health in All Policies Initiatives.

General Government & Non-Departmental: Combined, these budgets reflect a decrease as a result of completing the renovation of the Council Chambers and City Hall.

Police: The increase in the Net Cost of this budget is primarily being driven by the end of the Strengthening Police and Community Relations Grant revenues and with the exception of the Deputy Chief positions, the budget reflects full year funding of all the existing authorized Police positions. However, work is underway to determine whether the budget would be able to support adding one additional Police Officer position, which will be brought back to the Council sometime in the fiscal year.

Fire: The increase is essentially being driven by full year funding of the new Fire Engineer positions added in the prior fiscal year.

Building: The decrease in this budget is due to continuing the change to contract building services instead of a filling the vacant Building Official position.

Planning: The increase is essentially due to adjustments in salary and benefit costs.

Parks, Recreation, & Aquatics: The decrease in the **Parks** budget is directly attributed to completing the capital projects, and in **Aquatics** is due to no longer reflecting residual costs for the pool project.

After School Program: The increase is due to more accurately reflecting as a result of expanding the program to provide homework assistance in addition to the recreational enhancement programs.

Youth Development & Leadership: The increase is due to reflecting the costs for the Family Friends and

Neighbors (FFN) child care initiative² and \$40,000 for the City's share of a contract with Sun Street Centers to continue funding the "Road to Success" Youth Diversion Program provided. This program has been very successful and was one of the cornerstones of the Strengthening Police and Community Relations Grant that helped a lot of South County youths. All four South County City Managers and Police Chief feel strongly that it is worth continuing for at least one more year, and have agreed to recommend it as part of their respective budgets. The intent is to use next year to figure out how to sustain this program.

TUT: For FY 2018-2019 in addition to the revenue projection, this budget reflects all the programs/projects funded by TUT revenues. As of the time this budget was put together due to scheduling challenges and staff issues, the TUT Advisory Committee was still working on their recommendations. However, early indications are that existing cornerstone projects will be recommended for continuation. It is anticipated that the recommendations will be brought forward to the Council by August 2018.

OTHER FUNDS

Significant programs outside the General Fund are Sewer, Water, Garbage, Assessment Districts, Successor Agency to the Gonzales Redevelopment Agency, and the Impact Funds. Generally, all the Impact Funds reflect increase in revenues from anticipated development.

Business Loan Grants

The change reflects the expected level of loan activity for the fiscal year.

Community Development Block Grant-Urban County

This fund reflects the revenue approved to (a) cover administration costs; (b) install a shade structure and accessible BBQ area at Centennial Park; (c) Reroof of the City Council Chambers; and (d) make additional accessibility improvements at City Hall.

Street Fund

The decrease in this fund is essentially completing the Alta Street Project. As mentioned in the narrative for this fund, it is anticipated that once the Alta Street Project is closed out, there will be additional resources to program for additional projects. However, staff is taking a very cautious approach at this time just to make sure everything is accounted for, before recommending new projects.

Measure X and SB 1 Funds

These are new and required budget funds that are being programmed to cover the debt service on the Alta Street project.

Fire Impact

The appropriation in this fund is essentially a place holder in the event that it is needed during the Fiscal Year.

General Plan Impact Fund

This budget once again includes the expenditures and revenues anticipated to complete amendments to the General Plan to bring into conformance with the increase to Gonzales Sphere of Influence, approved by the Local Agency Formation Commission (LAFCO).

Public Safety Fund

Increase in expenditures is being driven by increase to salaries and benefits. This fund continues to receive a transfer from the General Fund to cover costs, because grant funds are not sufficient to pay for the two police

² City received a \$17,000 grant from United Way in FY 2017-2018. The amount left is being carried over.

officers funded initially with this grant.

Community Law Enforcement Grant

This Fund does not reflect any activity due to this grant ending June 30, 2018.

All Impact Funds

In general most of the Impact Funds reflect increased revenues as a result of new development coming on line. Some of the major changes in expenditures are:

Police Impact Fund: Reflects an appropriation to purchase a replacement police vehicle.

Sewer Fund: The increase is due to continue work at the Waste Water Treatment Facility to expand capacity and improve operations.

Circulation System Impact Fund: The increase is due to setting aside funds to continue to work on solving the 5th Street – HWY 101 intersection congestion at peak times.

Water Impact Funds: This fund reflects the appropriations to finish the construction of the new well.

Public Facilities Impact Fund: This budget reflects a set aside if needed.

Public Uses Impact Fund: The budget reflects some seed funds to work on the joint project with CHISPA and the Monterey County Free Library to construct a joint multi-family housing, and a State of the Art Community Library.

Intersection Improvement Fund: The increase is due to setting aside funds to contribute towards the signalization of the 5th Street – HWY 101 intersection to improve the flow of traffic.

Assessment District Funds

All these funds reflect the activities necessary for the operation and maintenance of the districts.

Gonzales Successor Agency

The budget reflects the expenditures approved in the Recognized Obligation Payment Scheduled (ROPS) approved by the State Department of Finance (DOF), and revenues needed to cover all the debt service obligations of the former RDA and the administrative costs of the Successor Agency. In addition, while the revenue is reflected, it does not reflect the repayment of the \$1 million loan made by the Water Fund, when debt was refinanced in 2011. Since the loan has already been recorded, this is a balance sheet action and that would not be appropriate to reflect in the budget. What is noteworthy is that this loan is being paid back a lot earlier than originally anticipated.

Gonzales Successor Agency – Housing

This budget reflects the \$50,000 to help offset and/or share in the costs where appropriate for the CHISPA multi-family housing project.

Capital Infrastructure Fund

This fund continues to reflect expenditures to (a) enhance the City's economic development efforts and website, (b) retain consultants as needed to provide service to enhance the City's revenue base and economic development, and (c) help match engineering, and/or planning services for expansion/upgrade to the City's infrastructure.

Water Enterprise Funds

This budget reflects the appropriation authority needed to maintain the City's Water System. In addition,

this budget reflects (a) the debt service for the Private Placement utilized to expand the Sewer Treatment Plant, and the construction of the two 3 million gallon water tanks; (b) a contribution for the master plan studies underway for the new growth area; (c) capital expenditures to purchase equipment and parts as needed for the water wells; and (d) the purchase of a replacement pickup truck and dump truck.

Sewer Enterprise Fund

Similar to the Water Fund, this budget reflects the appropriation authority needed to maintain the City's Sewer System. In addition, this budget reflects (a) engineering and contractual work to continue improvements and management of the plant, and (b) an allocated share of the replacement dump truck.

Solar Project Fund

Due to a high Fund Balance in this Fund, the budget does not reflect a transfer from the Water, Sewer and General Funds to cover the debt service for Solar Projects.

CONTINUE ADDRESSING CRITICAL INFRASTRUCTURE

FY 2017-2018 saw the City take a major step forward in addressing infrastructure by (a) completing the Alta Street Resurfacing Project; (b) making significant progress on the construction of the replacement water well; and (c) making good headway on needed improvements at the Waste Water Treatment Facility. However, even though great progress was made, a lot more is still needed. For example,

- *Continue needed improvements to the City's Water System:* Though great progress is being made on the replacement water well, additional work is needed on the system. Also, because this is a significant project that will reduce the reserves of the fund, work is underway to assess the system, develop an improvement plan, and identify additional funding sources;
- *Expansion To and Maintenance of the Wastewater Treatment Facility:* Though a sludge removal project was completed in FY 2017-2018 that improved the operations of the plant, more is needed. As a result, significant work is underway to develop short, medium, and long term increase capacity to the Plant to support future growth. Similar to water, this will require a combination of funding sources (loans, grant, developer impact fees, etc.) including potential annual fee increases beyond the annual CPI; and
- *Street Improvements:* While a significant milestone was reached with the completion of the Alta Street Renovation project, more is needed to improve the City streets. Work is underway to present a Street Maintenance plan to the Council for adoption. A potential funding source for the plan could be asking the voters to support an additional ½ cent Transaction and Use Tax (TUT) for general purpose infrastructure and other general uses.³

While the needed infrastructure improvement projects appear daunting, they are doable if we continue to take a methodical, discipline, prudent and innovative approach. This has long been the mainstay of Gonzales and to those ends; staff is working hard on presenting short, medium, and long term alternatives to your Council.

BUDGET RISK AREAS

While the City's fiscal situation is sound, the Proposed Budget includes several assumptions that if they do not materialize, have the potential to impact the overall budget and require additional adjustments. Assumptions that could impact the budget if they do not materialize are that the:

1. The FY 2017-2018 year-end Fund Balance could come in lower than expected;
2. The current economic recovery could stall leading to less property and sales taxes being generated within the City; and
3. Cal-PERS and Health benefit costs could increase beyond anticipated levels.

³ The TUT Advisory Committee is supportive and recommended to the City Council to place before the voters an increase of ½ cent to the TUT, and eliminating and/or deleting the existing sunset.

ADDITIONAL POLICY AREAS

There are several policies that require additional attention, even though they might have already been mentioned in this Budget Message.

Vision and Mission

As this budget is reviewed, it is important to look at it with the City's Vision and Mission in mind. Emphasis continues to be placed on aligning the budget with the City's Vision. For example, programs or initiatives include, but are not limited to:

- Continue implementation of the joint initiative with GUSD “*Ensuring Gonzales Youth Achieve 21st Century Success;*”
- Diligently work to address critical infrastructure challenges;
- More strategic and coordinating grant writing program that if successful, would generate resources to the City to support the Vision and Mission;
- Continue proactive implementation of the Gonzales Grows Green Initiative;
- Continue taking on a leadership roles in countywide and/or regional efforts, like Monterey Bay Economic Partnership and Monterey Bay Community Power Agency;
- Amend the City's General Plan to reflect the LAFCO approved 2000 acre increase to the City's Sphere of Influence, which takes a long term view of the City's future necessary to sustain the Vision; and
- Complete and submit an application to LAFCO to annex approximately 350 of the new growth area.

Efforts on the *Community Development* front include, but are not limited to:

- Continue proactively working on the joint project with CHISPA and the Monterey County Free Library to increase available multi-family housing and construct a state-of-the-art Library;
- Continue enhancing access to quality health care options. For example, it is expected that the new permanent CHISPA clinic will be open by the end of 2018, and a new expansion project will start with Salinas Valley Memorial at their Taylor Health Clinic location; and
- Continue to improving and maximizing the use of the City's recreational facilities. For example, the budget includes more improvements at Centennial Park.

Efforts on the *Economic Development* front include, but are not limited to:

- The CDBG Business Development/Enhancement Loan Program;
- Continue proactive implementation of the “Gonzales Grows Green” (G3) Initiative;
- As the Co-Chair of the Monterey Bay Economic Partnership (MBEP), continue to proactively develop and expand this regional effort;
- Expand the Retail Attraction Program;
- Market and implement of the approved Economic Development Incentive Program; and
- Continue pro-active development of the Gonzales Agricultural Industrial Business Park and develop a reliable energy source for the Park.

The Gonzales Quality of Life Temporary Transactions and Use Tax (TUT)

The budget continues the robust use of TUT resources as recommended by the TUT Advisory Committee. Even though the Committee did not finish its work on the recommendation for the 2018-2019 Fiscal Year, based on the last Committee meeting, it appears that they will recommend continuation of core programs like the debt service for the pool, the “*Ensuring Gonzales Youth Achieve 21st Century Success*” Initiative, the Community Grant Program and support for the after-school and summer youth programs. The Committee will be completing their work by the

end of July at which time their recommendation will be brought to the Council for approval.

It is important to continue to stress that these resources are being used for projects and initiatives that are of direct benefit. Once again, the budget does not reflect any TUT resources going into the City operating budgets. This is important as consideration is given by the Council to place before the voters not only extending and/or eliminating the 10 year sunset of the existing ½ cent TUT, but also increasing the tax by an additional ½ cents, bringing the City's tax rate to 8.75% which would be more in line with the other Cities in the County and surrounding area.

While it is never easy nor should be taken lightly to increase the sales tax rate, the simple fact of the matter is that as our community shops in the nearby retail centers: Salinas (9.25%), Soledad (8.75%), Sand City (8.75%), Marina (8.75%), Monterey (8.75%), etc., they are already paying higher tax rates. This coupled with the fact that the Advisory Committee is supportive of the increase, as well as City's positive track record in the use of these funds on critical infrastructure projects needed to continue to enhance the community, the time is right to place this before the voters.

Cannabis Revenues

While a lot of work was done to amend and/or update the cannabis ordinance, and the City continues to work with the private interests awarded the three regulatory permits in the Gonzales Agricultural Industrial Business Park, as of the writing of this budget document, no facilities are under construction. As a result, this budget reflects a very conservative estimate of permit revenue and does not reflect any of the expected tax revenue.

SUMMARY OF RECOMMENDATIONS TO THE CITY COUNCIL AND THE SUCCESSOR AGENCY BOARD

1. Consider and Adopt the Resolution No. 2018-23, A Resolution of the City Council of the City of Gonzales Adopting an Operating Budget for the City for the Fiscal Year July 1, 2018 through June 30, 2019, and providing for the Appropriations and Expenditures of All Sums Set Forth Therein;
2. Consider and Adopt the Resolution No. SA-2018-01, A Resolution of the City Council of the City of Gonzales Acting as Successor Agency for the Gonzales Redevelopment Agency Approving and Adopting a Successor Agency Budget for the Period Between July 1, 2018 and June 30, 2019; and
3. If needed, direct staff to make changes as necessary and schedule adoption of the Recommended Budget for the City and Successor Agency on June 25, 2018 at 5:00pm.

CONCLUSION

The budget is recommended to continue the momentum on many exciting fronts, and continue the positive direction that has been seen over the last few years. Not only does the economy continue to do well, but the voter approved TUT continues to be utilized for projects and initiatives that are a direct benefit to the Community. While there are many positive aspects underway in the City as we approach FY 2018-2019, perhaps none are greater than the construction of the 1st Phase of the Del Monte Fresh (formerly Mann Packing) facility in the Gonzales Agricultural Industrial Business Park

I want to close by encouraging the Council and Board to adopt the Recommended Budget as presented, which is balanced, and sets forth a plan for the future.

In addition, all City employees, as well as members of the public and press, should feel free to ask questions or provide comment on the contents of this document. I would welcome the opportunity to sit down with each of you to discuss this document. Please do not hesitate to contact my office to schedule a meeting time.

Finally, I would once again like to express my thanks to all the Managers and staff whose commitment to excellence made this document possible.

ATTACHMENTS:

Exhibit A – Fund Balance Summary

Exhibit B – Budget Summary of all Funds

Exhibit C – Interfund Transfer Reconciliation

Exhibit D – Classification Plan FY 2018-2019



FUND BALANCE SUMMARY
ALL CITY FUNDS
FISCAL YEAR 2018-19 Final Budget
July 1, 2018

Fund #	Fund Name	Estimated Beginning Fund Balance 06/30/18	FY 2018-19 Budgeted Revenues	FY 2018-19 Budgeted Expenditures	Fund Balance Transfers	Estimated Ending Fund Balance 06/30/19	Reserved Funds	Estimated Ending Unreserved Fund Balance 06/30/19
100	General Fund	\$ 2,411,851	\$ 4,883,019	\$ 5,371,949	\$ 205,999	\$ 2,128,920	\$ 1,000,000	\$ 1,128,920
120	Community Development	\$ 177,749	\$ 4,200	\$ -	\$ -	\$ 181,949	\$ -	\$ 181,949
123	Business Loan Grant	\$ 383,053	\$ 35,500	\$ 159,000	\$ -	\$ 259,553	\$ -	\$ 259,553
124	Air Pollution Control Fund	\$ 4,542	\$ 15,500	\$ 15,000	\$ -	\$ 5,042	\$ -	\$ 5,042
127	CDBG - Urban County	\$ (1,090)	\$ 180,760	\$ 164,865	\$ (14,805)	\$ (0)	\$ -	\$ (0)
130	Street Fund	\$ 666,075	\$ 391,742	\$ 614,339	\$ 141,965	\$ 585,443	\$ -	\$ 585,443
136	Measure X	\$ -	\$ 179,335	\$ 179,335	\$ -	\$ -	\$ -	\$ -
137	SB1 Road Repair & Account.	\$ -	\$ 141,965	\$ -	\$ (141,965)	\$ -	\$ -	\$ -
150	Supplemental Law Enforcement	\$ 76,537	\$ 170,000	\$ 5,000	\$ (165,000)	\$ 76,537	\$ -	\$ 76,537
190	Fire Impact Fund	\$ 30,515	\$ 20,100	\$ 10,000	\$ -	\$ 40,615	\$ -	\$ 40,615
200	General Fund Impact Fund	\$ -	\$ 529,677	\$ 647,999	\$ 118,322	\$ -	\$ -	\$ -
201	Sphere of Influence Impact Fund	\$ -	\$ -	\$ -	\$ -	\$ -	\$ -	\$ -
210	Public Safety Fund	\$ (17,217)	\$ 5,000	\$ 290,002	\$ 285,002	\$ (17,217)	\$ -	\$ (17,217)
217	Community Law Enforcement Grant	\$ 4,837	\$ -	\$ -	\$ -	\$ 4,837	\$ -	\$ 4,837
220	Police Impact Fund	\$ 35,316	\$ 30,000	\$ 65,000	\$ -	\$ 316	\$ -	\$ 316
230	Sewer Impact Fund	\$ 629,137	\$ 80,500	\$ 180,000	\$ -	\$ 529,637	\$ -	\$ 529,637
235	Circulation System Impact Fund	\$ 887,107	\$ 100,500	\$ 600,000	\$ -	\$ 387,607	\$ -	\$ 387,607
240	Water Impact Fund	\$ 492,562	\$ 51,000	\$ 543,562	\$ -	\$ 0	\$ -	\$ 0
241	Public Facilities Impact Mitig	\$ 67,974	\$ 10,200	\$ 10,000	\$ -	\$ 68,174	\$ -	\$ 68,174
242	Public Uses Mitigation Fees	\$ 9,873	\$ -	\$ 9,000	\$ -	\$ 873	\$ -	\$ 873
243	Aquatic Facilities Mitigation	\$ 1,357	\$ -	\$ -	\$ -	\$ 1,357	\$ -	\$ 1,357
244	Animal Control Facilities Mitigation	\$ 172	\$ -	\$ -	\$ -	\$ 172	\$ -	\$ 172
245	Storm Drainage Facility Impact Fund	\$ 9,180	\$ 5,020	\$ 5,000	\$ -	\$ 9,200	\$ -	\$ 9,200
250	Park Impact Fund	\$ 342	\$ -	\$ -	\$ -	\$ 342	\$ -	\$ 342
260	Signalization Impact Fund	\$ 370,317	\$ 400	\$ 260,000	\$ -	\$ 110,717	\$ -	\$ 110,717
270	CA Breeze Park Maintenance	\$ 81,471	\$ 80,100	\$ 90,906	\$ (5,000)	\$ 65,665	\$ 29,218	\$ 36,447
280	CA Breeze Maintenance #1	\$ 12,461	\$ 15,100	\$ 13,571	\$ (4,000)	\$ 9,990	\$ 4,000	\$ 5,990
290	CA Breeze Maintenance #2	\$ (3,513)	\$ 24,100	\$ 14,317	\$ (5,000)	\$ 1,270	\$ -	\$ 1,270
300	CA Breeze Maintenance #3	\$ 58,639	\$ 27,100	\$ 14,935	\$ (5,000)	\$ 65,804	\$ 25,936	\$ 39,868
302	Canyon Creek Park & Park Maint	\$ 305,979	\$ 97,625	\$ 64,071	\$ -	\$ 339,533	\$ 66,000	\$ 273,533
304	Canyon Creek Maintenance #1	\$ 168,086	\$ 31,050	\$ 37,899	\$ (5,000)	\$ 156,237	\$ 8,900	\$ 147,337
306	Canyon Creek Maintenance #2	\$ 145,028	\$ 32,100	\$ 37,899	\$ (5,000)	\$ 134,229	\$ 10,536	\$ 123,693
308	Canyon Creek Maintenance #3	\$ 186,569	\$ 45,100	\$ 33,860	\$ (5,000)	\$ 192,809	\$ 16,016	\$ 176,793
310	Cipriani Estates Park Maint	\$ 52,658	\$ 34,100	\$ 15,650	\$ (5,000)	\$ 66,108	\$ 11,000	\$ 55,108
312	Cipriani Estates Maintenance	\$ 297,621	\$ 49,200	\$ 31,880	\$ (5,000)	\$ 309,941	\$ 12,000	\$ 297,941
314	Gonzales Industrial Park Landscape	\$ 35,596	\$ 30,100	\$ 49,316	\$ -	\$ 16,380	\$ 2,000	\$ 14,380
316	Gonzales Industrial Park Benefit Assess	\$ 49,394	\$ 50,125	\$ 52,750	\$ (10,000)	\$ 36,769	\$ 34,000	\$ 2,769
407	Ag Ind. Park Federal Grant	\$ 5,825	\$ -	\$ -	\$ -	\$ 5,825	\$ -	\$ 5,825
420	Shopping Center REDIP	\$ -	\$ 7,196	\$ -	\$ (7,196)	\$ -	\$ -	\$ -
426	City Successor Agency **	\$ -	\$ -	\$ -	\$ -	\$ -	\$ -	\$ -
427	Successor Agency - Housing	\$ 309,005	\$ 50,000	\$ 50,000	\$ -	\$ 309,005	\$ -	\$ 309,005
450	Gonzales River Rd Assess District	\$ 1,858	\$ 54,075	\$ 51,500	\$ -	\$ 4,433	\$ -	\$ 4,433
460	Infrastructure Improvement Fund	\$ (137,305)	\$ 200,500	\$ 90,000	\$ -	\$ (26,805)	\$ -	\$ (26,805)
520	Water Enterprise **	\$ 2,386,721	\$ 1,423,950	\$ 1,737,102	\$ (58,322)	\$ 2,015,247	\$ -	\$ 2,015,247
530	Sewer Enterprise **	\$ 329,734	\$ 1,012,250	\$ 987,820	\$ (60,000)	\$ 294,164	\$ -	\$ 294,164
540	Garbage Enterprise	\$ (2,659)	\$ 1,296,000	\$ 1,036,287	\$ (250,000)	\$ 7,054	\$ -	\$ 7,054
550	Solar Project Enterprise **	\$ 1,034,747	\$ 28,500	\$ 186,812	\$ -	\$ 876,435	\$ -	\$ 876,435
Totals		\$ 11,558,103	\$ 11,422,689	\$ 13,726,626	\$ -	\$ 9,254,166	\$ 1,219,606	\$ 8,034,560

Attachment: Budget (1207 : FY 2018-2019 Recommended Budget)

** Adjusted to exclude the amount of Long Term Debt and Net Assets

City of Gonzales
Budget Summary
Fiscal Year 2018-2019

General Fund

Account Title	Original Budget FY 2017-2018	Amended Budget FY 2017-2018	Budget FY 2018-2019	Variance
General Revenues:				
Transfers In	846,113	846,113	326,001	(520,112)
Property Taxes	486,000	486,000	499,000	13,000
Sales and Use Tax	950,000	950,000	1,000,000	50,000
Motor Vehicle In Lieu Tax / VLF Adj	806,000	856,000	906,209	100,209
Other Taxes & Fees	742,500	742,500	670,500	(72,000)
Use of Money Property	53,000	53,000	55,000	2,000
Intergovernmental	1,130	1,130	1,100	(30)
Fines and Penalties	25,000	25,000	20,000	(5,000)
Other Revenue	22,000	26,077	222,400	200,400
City Manager	59,407	59,407	40,000	(19,407)
Planning Department	14,700	23,700	18,200	3,500
Police Department	230,037	276,105	100,400	(129,637)
Fire Department	249,500	250,500	260,700	11,200
Building Regulations	88,380	175,180	164,250	75,870
Public Works	-	-	5,000	5,000
Youth Development	-	17,100	-	-
Recreation / Aquatics	165,000	165,000	190,260	25,260
After School Program	78,960	170,000	170,000	91,040
	<u>4,817,727</u>	<u>5,122,812</u>	<u>4,649,020</u>	<u>(168,707)</u>
Departmental Net Expenditures:				
City Council	39,579	39,579	34,919	(4,660)
City Manager/City Clerk	276,993	277,993	282,737	5,744
Finance	100,460	100,460	100,760	300
City Attorney	50,000	75,000	50,000	-
Planning	181,689	181,689	270,966	89,277
General Governmental Building	140,000	140,000	140,200	200
Non-Departmental	93,700	163,700	77,500	(16,200)
Police Department	2,425,461	2,470,461	2,503,492	78,031
Fire Department	490,711	556,711	593,641	102,930
Building Regulations	61,618	134,618	53,213	(8,405)
Public Works	125,394	125,394	135,626	10,232
Parks	171,600	167,717	115,603	(55,997)
Recreation Services	225,327	225,327	220,572	(4,755)
After School Program	78,960	115,346	214,474	135,514
City Aquatics Program	87,235	88,885	63,597	(23,638)
Youth Development	-	37,100	75,000	75,000
Debt Service	-	-	-	-
	<u>4,548,727</u>	<u>4,899,980</u>	<u>4,932,300</u>	<u>383,573</u>
Excess Revenue Over <Under> Expenditures Operations	<u>269,000</u>	<u>222,832</u>	<u>(283,280)</u>	<u>(552,280)</u>
TUT Voter Approved Tax				
Sales Tax	520,000	520,000	560,000	40,000
Youth Services	(85,000)	(85,000)	(125,000)	(40,000)
Recreation Services	(60,000)	(60,000)	(90,000)	(30,000)
Community Development Grant	(20,000)	(20,000)	(25,000)	(5,000)
Capital Expenses	(220,000)	(220,000)	(190,000)	30,000
Debt Service	(148,053)	(148,053)	(129,651)	18,402
	<u>(13,053)</u>	<u>(13,053)</u>	<u>349</u>	<u>13,402</u>
Excess Revenue Over <Under> Expenditures Total General Fund	<u>255,947</u>	<u>209,779</u>	<u>(282,931)</u>	<u>(538,878)</u>

Attachment: Budget (1207 : FY 2018-2019 Recommended Budget)

City of Gonzales
Budget Summary
Fiscal Year 2018-2019

Enterprise Funds

<u>Account Title</u>	<u>Original Budget FY 2017-2018</u>	<u>Amended Budget FY 2017-2018</u>	<u>Budget FY 2018-2019</u>	<u>Variance</u>
Water Fund				
Revenues	1,492,200	1,492,200	1,483,950	(8,250)
Expenditures	<u>(3,024,046)</u>	<u>(3,292,368)</u>	<u>(1,855,424)</u>	<u>1,168,622</u>
Excess Revenues Over Expenditures	<u>(1,531,846)</u>	<u>(1,800,168)</u>	<u>(371,474)</u>	<u>1,160,372</u>
Sewer Fund				
Revenues	879,000	956,190	1,012,250	133,250
Expenditures	<u>(1,386,253)</u>	<u>(1,463,443)</u>	<u>(1,047,820)</u>	<u>338,433</u>
Excess Revenues Over Expenditures	<u>(507,253)</u>	<u>(507,253)</u>	<u>(35,570)</u>	<u>471,683</u>
Garbage Fund				
Revenues	1,162,000	1,193,000	1,296,000	134,000
Expenditures	<u>(1,162,000)</u>	<u>(1,169,500)</u>	<u>(1,286,287)</u>	<u>(124,287)</u>
Excess Revenues Over Expenditures	<u>-</u>	<u>23,500</u>	<u>9,713</u>	<u>9,713</u>
Solar Project Fund				
Revenues	437,632	437,632	28,500	(409,132)
Expenditures	<u>(561,600)</u>	<u>(561,600)</u>	<u>(186,812)</u>	<u>374,788</u>
Excess Revenues Over Expenditures	<u>(123,968)</u>	<u>(123,968)</u>	<u>(158,312)</u>	<u>(34,344)</u>
Totals - Enterprise Funds	<u>(2,163,067)</u>	<u>(2,407,889)</u>	<u>(555,643)</u>	<u>1,607,424</u>

Attachment: Budget (1207 : FY 2018-2019 Recommended Budget)

City of Gonzales
Budget Summary
Fiscal Year 2018-2019

Special Revenue Funds Summary

<u>Account Title</u>	<u>Original Budget FY 2017-2018</u>	<u>Amended Budget FY 2017-2018</u>	<u>Budget FY 2018-2019</u>	<u>Variance</u>
Community Development & Recreation				
Revenues	282,047	362,200	55,200	(226,847)
Expenditures	<u>(93,250)</u>	<u>(128,250)</u>	<u>(174,000)</u>	<u>(80,750)</u>
Excess Revenues Over Expenditures	<u>188,797</u>	<u>233,950</u>	<u>(118,800)</u>	<u>(307,597)</u>
Impact Fees				
Revenues	1,156,307	1,721,599	945,719	(210,588)
Expenditures	<u>(2,152,207)</u>	<u>(3,045,499)</u>	<u>(2,330,561)</u>	<u>(178,354)</u>
Excess Revenues Over Expenditures	<u>(995,900)</u>	<u>(1,323,900)</u>	<u>(1,384,842)</u>	<u>(388,942)</u>
Public Safety				
Revenues	960,850	987,296	460,002	(500,848)
Expenditures	<u>(960,850)</u>	<u>(986,696)</u>	<u>(460,002)</u>	<u>500,848</u>
Excess Revenues Over Expenditures	<u>-</u>	<u>600</u>	<u>-</u>	<u>-</u>
Special Assessment Districts				
Revenues	501,504	545,504	577,071	75,567
Expenditures	<u>(794,231)</u>	<u>(816,231)</u>	<u>(569,750)</u>	<u>224,481</u>
Excess Revenues Over Expenditures	<u>(292,727)</u>	<u>(270,727)</u>	<u>7,321</u>	<u>300,048</u>
Streets & Transportation				
Revenues	1,337,611	6,012,747	855,007	(482,604)
Expenditures	<u>(1,129,830)</u>	<u>(7,511,371)</u>	<u>(935,639)</u>	<u>194,191</u>
Excess Revenues Over Expenditures	<u>207,781</u>	<u>(1,498,624)</u>	<u>(80,632)</u>	<u>(288,413)</u>
Totals - Special Revenue Funds	<u>(892,049)</u>	<u>(2,858,701)</u>	<u>(1,576,953)</u>	<u>(684,904)</u>
Infrastructure Improvement Fund				
Revenues	108,250	108,250	200,500	92,250
Expenditures	<u>(130,000)</u>	<u>(630,000)</u>	<u>(90,000)</u>	<u>40,000</u>
Excess Revenues Over Expenditures	<u>(21,750)</u>	<u>(521,750)</u>	<u>110,500</u>	<u>132,250</u>
Ag Industrial Park Federal Grant				
Revenues	50	50	-	(50)
Expenditures	<u>(2,000)</u>	<u>(2,000)</u>	<u>(5,000)</u>	<u>(3,000)</u>
Excess Revenues Over Expenditures	<u>(1,950)</u>	<u>(1,950)</u>	<u>(5,000)</u>	<u>(3,050)</u>

Attachment: Budget (1207 : FY 2018-2019 Recommended Budget)

City of Gonzales
Budget Summary
Fiscal Year 2018-2019

City of Gonzales Successor Agency and Successor Housing Agency

<u>Account Title</u>	<u>Original Budget FY 2017-2018</u>	<u>Amended Budget FY 2017-2018</u>	<u>Budget FY 2018-2019</u>	<u>Variance</u>
City Successor Agency - Trust Fund				
Revenues	2,239,000	2,239,000	2,414,240	175,240
Expenditures	(1,865,930)	(1,865,930)	(589,264)	1,276,666
Excess Revenues Over Expenditures	<u>373,070</u>	<u>373,070</u>	<u>1,824,976</u>	<u>1,451,906</u>
Successor Housing Agency - City Fund				
Revenues	50,000	50,000	50,000	-
Expenditures	(50,000)	(50,000)	(50,000)	-
Excess Revenues Over Expenditures	<u>-</u>	<u>-</u>	<u>-</u>	<u>-</u>

Attachment: Budget (1207 : FY 2018-2019 Recommended Budget)

CITY OF GONZALES
INTERFUND TRANSFER RECONCILIATION
FY 2018-2019

FUND	DESCRIPTION	TRANSFERS (IN)	TRANSFERS (OUT)	COMMENTS
[100]	General Fund	14,805.00		From Fund CDBG
		14,000.00		From Cal Breeze
		20,000.00		From Canyon Creek
		10,000.00		From Cipriani
		10,000.00		From Industrial Park
		7,196.00		From Fund 420
		250,000.00		From Fund 540
			120,002.00	To Fund 210
[127]	CDBG - Urban County		14,805.00	To Fund 100
[130]	Street Fund	141,965.00		From SB1
[137]	SB1		141,965.00	To Fund 130
[150]	Supplemental Law Enforcement		165,000.00	To Fund 210
[200]	General Fund Impact Fund	118,322.00		From 520
[210]	Public Safety Fund	165,000.00		From Fund 150
		120,002.00		From Fund 100
[270]	CA Breeze Park Maintenance		5,000.00	To Fund 100
[280]	CA Breeze Maintenance #1		4,000.00	To Fund 100
[290]	CA Breeze Maintenance #2		5,000.00	To Fund 100
[300]	CA Breeze Maintenance #3		5,000.00	To Fund 100
[304]	Canyon Creek Park Maintenance #1		5,000.00	To Fund 100
[306]	Canyon Creek Park Maintenance #2		5,000.00	To Fund 100
[308]	Canyon Creek Park Maintenance #3		5,000.00	To Fund 100
[310]	Cipriani Estates Park Maintenance		5,000.00	To Fund 100
[312]	Cipriani Estates Maintenance		5,000.00	To Fund 100
[316]	Gonzales Industrial Park		10,000.00	To Fund 100
[420]	Shopping Center REDIP		7,196.00	To Fund 100
[520]	Water Enterprise	60,000.00		From Fund 530
			118,322.00	To Fund 200
[530]	Sewer Enterprise		60,000.00	To Fund 520
[540]	Garbage Enterprise		250,000.00	To Fund 100
	TOTALS	931,290.00	931,290.00	

Attachment: Budget (1207 : FY 2018-2019 Recommended Budget)

CITY OF GONZALES CLASSIFICATION PLAN FISCAL YEAR 2018-2019

EXHIBIT D

REVISED 6-12-18

CLASSIFICATION	FOUR-PERCENT STEP ADVANCEMENT						EXCELLENCE INCENTIVES	
	STEP 1	STEP 2	STEP 3	STEP 4	STEP 5	STEP 6	STEP 7	STEP 8
EXECUTIVE MANAGEMENT STAFF								
CITY MANAGER	\$14,214.00 MONTHLY (SALARY INDEPENDENT OF STEP SCHEDULE)							
DEPUTY CITY MANAGER/COMMUNITY DEVELOPMENT D	\$9,012.50	\$9,373.00	\$9,747.92	\$10,137.84	\$10,543.35	\$10,965.08	\$11,403.69	\$11,859.84
*DEPUTY CITY MANAGER/COMMUNITY DEVELOPMENT								
DIRECTOR - GRANDFATHERED	\$9,327.94	\$9,701.06	\$10,089.10	\$10,492.66	\$10,912.37	\$11,348.86	\$11,802.82	\$12,274.93
PUBLIC SAFETY DIRECTOR (CHIEF OF POLICE)	\$9,012.50	\$9,373.00	\$9,747.92	\$10,137.84	\$10,543.35	\$10,965.08	\$11,403.69	\$11,859.84
*PUBLIC SAFETY DIRECTOR (CHIEF OF POLICE) - GRANDFATHERED	\$9,643.38	\$10,029.11	\$10,430.27	\$10,847.49	\$11,281.38	\$11,732.64	\$12,201.95	\$12,690.02
SPECIAL PROJECTS DIRECTOR	\$7,725.00	\$8,034.00	\$8,355.36	\$8,689.57	\$9,037.16	\$9,398.64	\$9,774.59	\$10,165.57
SPECIAL PROJECTS DIRECTOR - GRANDFATHERED	\$7,995.38	\$8,315.19	\$8,647.80	\$8,993.71	\$9,353.46	\$9,727.60	\$10,116.70	\$10,521.37
DIRECTOR OF PUBLIC WORKS	\$8,154.17	\$8,480.34	\$8,819.55	\$9,172.33	\$9,539.23	\$9,920.79	\$10,317.63	\$10,730.33
*DIRECTOR OF PUBLIC WORKS - GRANDFATHERED	\$8,439.57	\$8,777.15	\$9,128.23	\$9,493.36	\$9,873.10	\$10,268.02	\$10,678.74	\$11,105.89
FIRE CHIEF	\$7,689.40	\$7,996.98	\$8,316.86	\$8,649.53	\$8,995.51	\$9,355.33	\$9,729.54	\$10,118.73
*FIRE CHIEF - GRANDFATHERED	\$8,227.66	\$8,556.76	\$8,899.03	\$9,255.00	\$9,625.20	\$10,010.20	\$10,410.61	\$10,827.04
MID-MANAGEMENT STAFF								
DEPUTY POLICE CHIEF	\$7,689.40	\$7,996.98	\$8,316.86	\$8,649.53	\$8,995.51	\$9,355.33	\$9,729.54	\$10,118.73
*DEPUTY POLICE CHIEF - GRANDFATHERED	\$8,227.66	\$8,556.76	\$8,899.03	\$9,255.00	\$9,625.20	\$10,010.20	\$10,410.61	\$10,827.04
DEPUTY FIRE CHIEF	\$6,437.50	\$6,695.00	\$6,962.80	\$7,241.31	\$7,530.96	\$7,832.20	\$8,145.49	\$8,471.31
* DEPUTY FIRE CHIEF - GRANDFATHERED	\$6,888.13	\$7,163.65	\$7,450.20	\$7,748.20	\$8,058.13	\$8,380.46	\$8,715.68	\$9,064.30
RECREATION COORDINATOR/ ADMINISTRATIVE	\$5,579.17	\$5,802.34	\$6,034.43	\$6,275.81	\$6,526.84	\$6,787.91	\$7,059.43	\$7,341.81
*RECREATION COORDINATOR/ ADMINISTRATIVE	\$5,774.44	\$6,005.42	\$6,245.64	\$6,495.46	\$6,755.28	\$7,025.49	\$7,306.51	\$7,598.77
PUBLIC WORKS SUPERVISOR	\$4,776.13	\$4,967.18	\$5,165.86	\$5,372.50	\$5,587.40	\$5,810.89	\$6,043.33	\$6,285.06
*PUBLIC WORKS SUPERVISOR - GRANDFATHERED	\$4,943.29	\$5,141.03	\$5,346.67	\$5,560.53	\$5,782.96	\$6,014.27	\$6,254.84	\$6,505.04
SUPERVISORY STAFF								
POLICE SERGEANT	\$6,804.81	\$7,077.00	\$7,360.08	\$7,654.49	\$7,960.67	\$8,279.09	\$8,610.26	\$8,954.67
*POLICE SERGEANT - GRANDFATHERED	\$7,281.15	\$7,572.39	\$7,875.29	\$8,190.30	\$8,517.91	\$8,858.63	\$9,212.97	\$9,581.49
PUBLIC WORKS LEAD WORKER	\$3,463.84	\$3,602.39	\$3,746.49	\$3,896.35	\$4,052.20	\$4,214.29	\$4,382.86	\$4,558.18
*PUBLIC WORKS LEAD WORKER - GRANDFATHERED	\$3,585.07	\$3,728.48	\$3,877.62	\$4,032.72	\$4,194.03	\$4,361.79	\$4,536.26	\$4,717.71
BUILDING/MAINTENANCE STAFF								
BUILDING INSPECTOR II	\$4,450.55	\$4,628.57	\$4,813.71	\$5,006.26	\$5,206.51	\$5,414.77	\$5,631.37	\$5,856.62
*BUILDING INSPECTOR II - GRANDFATHERED	\$4,606.32	\$4,790.57	\$4,982.19	\$5,181.48	\$5,388.74	\$5,604.29	\$5,828.46	\$6,061.60
BUILDING INSPECTOR I	\$3,782.96	\$3,934.28	\$4,091.65	\$4,255.32	\$4,425.53	\$4,602.55	\$4,786.65	\$4,978.12
*BUILDING INSPECTOR I - GRANDFATHERED	\$3,915.36	\$4,071.98	\$4,234.86	\$4,404.25	\$4,580.42	\$4,763.64	\$4,954.18	\$5,152.35
MECHANIC II	\$3,860.78	\$4,015.21	\$4,175.82	\$4,342.85	\$4,516.57	\$4,697.23	\$4,885.12	\$5,080.52
*MECHANIC II - GRANDFATHERED	\$3,995.91	\$4,155.74	\$4,321.97	\$4,494.85	\$4,674.65	\$4,861.63	\$5,056.10	\$5,258.34
MECHANIC I	\$3,569.52	\$3,712.30	\$3,860.79	\$4,015.22	\$4,175.83	\$4,342.87	\$4,516.58	\$4,697.24
*MECHANIC I - GRANDFATHERED	\$3,694.45	\$3,842.23	\$3,995.92	\$4,155.76	\$4,321.99	\$4,494.87	\$4,674.66	\$4,861.65
TECHNICIAN	\$3,569.52	\$3,712.30	\$3,860.79	\$4,015.22	\$4,175.83	\$4,342.87	\$4,516.58	\$4,697.24
*TECHNICIAN - GRANDFATHERED	\$3,694.45	\$3,842.23	\$3,995.92	\$4,155.76	\$4,321.99	\$4,494.87	\$4,674.66	\$4,861.65
MAINTENANCE WORKER	\$2,820.02	\$2,932.82	\$3,050.13	\$3,172.14	\$3,299.02	\$3,430.99	\$3,568.22	\$3,710.95
*MAINTENANCE WORKER - GRANDFATHERED	\$2,918.72	\$3,035.47	\$3,156.89	\$3,283.16	\$3,414.49	\$3,551.07	\$3,693.11	\$3,840.84
PUBLIC SAFETY STAFF								
POLICE CORPORAL	\$5,643.92	\$5,869.68	\$6,104.46	\$6,348.64	\$6,602.59	\$6,866.69	\$7,141.36	\$7,427.01
*POLICE CORPORAL - GRANDFATHERED	\$6,038.99	\$6,280.55	\$6,531.78	\$6,793.05	\$7,064.77	\$7,347.36	\$7,641.25	\$7,946.90
POLICE OFFICER	\$5,375.16	\$5,590.17	\$5,813.77	\$6,046.32	\$6,288.18	\$6,539.70	\$6,801.29	\$7,073.34
*POLICE OFFICER - GRANDFATHERED	\$5,751.42	\$5,981.48	\$6,220.74	\$6,469.57	\$6,728.35	\$6,997.48	\$7,277.38	\$7,568.48
FIRE ENGINEER	\$4,436.88	\$4,614.36	\$4,798.93	\$4,990.89	\$5,190.52	\$5,398.14	\$5,614.07	\$5,838.63
*FIRE ENGINEER - GRANDFATHERED	\$4,592.17	\$4,775.86	\$4,966.89	\$5,165.57	\$5,372.19	\$5,587.08	\$5,810.56	\$6,042.98
FIREFIGHTER	\$4,051.06	\$4,213.10	\$4,381.63	\$4,556.89	\$4,739.17	\$4,928.73	\$5,125.88	\$5,330.92
*FIREFIGHTER - GRANDFATHERED	\$4,192.85	\$4,360.56	\$4,534.98	\$4,716.38	\$4,905.04	\$5,101.24	\$5,305.29	\$5,517.50
POLICE SERVICES TECHNICIAN	\$2,181.98	\$2,269.26	\$2,360.03	\$2,454.43	\$2,552.61	\$2,654.71	\$2,760.90	\$2,871.34
*POLICE SERVICES TECHNICIAN - GRANDFATHERED	\$2,258.35	\$2,348.68	\$2,442.63	\$2,540.34	\$2,641.95	\$2,747.63	\$2,857.53	\$2,971.83
SUPPORT STAFF								
SENIOR ACCOUNTING TECHNICIAN	\$4,291.67	\$4,463.34	\$4,641.87	\$4,827.55	\$5,020.65	\$5,221.47	\$5,430.33	\$5,647.54
*SENIOR ACCOUNTING TECHNICIAN - GRANDFATHERED	\$4,441.88	\$4,619.55	\$4,804.34	\$4,996.51	\$5,196.37	\$5,404.22	\$5,620.39	\$5,845.21
EXECUTIVE ASSISTANT TO THE CITY MANAGER/ASSISTANT CITY CLERK	\$4,291.67	\$4,463.34	\$4,641.87	\$4,827.55	\$5,020.65	\$5,221.47	\$5,430.33	\$5,647.54
*EXECUTIVE ASSISTANT TO THE CITY MANAGER/ASSISTANT	\$4,441.88	\$4,619.55	\$4,804.34	\$4,996.51	\$5,196.37	\$5,404.22	\$5,620.39	\$5,845.21
DEVELOPMENT SERVICES TECHNICIAN/ADMINISTRATIVE	\$3,157.22	\$3,283.51	\$3,414.85	\$3,551.44	\$3,693.50	\$3,841.24	\$3,994.89	\$4,154.69
*DEVELOPMENT SERVICES TECHNICIAN/ADMINISTRATIVE	\$3,267.72	\$3,398.43	\$3,534.37	\$3,675.74	\$3,822.77	\$3,975.68	\$4,134.71	\$4,300.10
ACCOUNTING ASSISTANT	\$3,121.00	\$3,245.84	\$3,375.67	\$3,510.70	\$3,651.13	\$3,797.17	\$3,949.06	\$4,107.02
*ACCOUNTING ASSISTANT - GRANDFATHERED	\$3,230.24	\$3,359.44	\$3,493.82	\$3,633.58	\$3,778.92	\$3,930.07	\$4,087.28	\$4,250.77
ADMINISTRATIVE ASSISTANT/RECORDS SUPERVISOR	\$2,867.50	\$2,982.20	\$3,101.49	\$3,225.55	\$3,354.57	\$3,488.75	\$3,628.30	\$3,773.43
*ADMINISTRATIVE ASSISTANT/RECORDS SUPERVISOR -	\$2,967.86	\$3,086.58	\$3,210.04	\$3,338.44	\$3,471.98	\$3,610.86	\$3,755.29	\$3,905.50
ADMINISTRATIVE ASSISTANT	\$2,757.22	\$2,867.51	\$2,982.21	\$3,101.50	\$3,225.56	\$3,354.58	\$3,488.76	\$3,628.31
*ADMINISTRATIVE ASSISTANT - GRANDFATHERED	\$2,853.72	\$2,967.87	\$3,086.59	\$3,210.05	\$3,338.45	\$3,471.99	\$3,610.87	\$3,755.30
YOUTH PROGRAM COORDINATOR	\$2,684.79	\$2,792.18	\$2,903.87	\$3,020.02	\$3,140.82	\$3,266.46	\$3,397.12	\$3,533.00
YOUTH PROGRAM COORDINATOR - GRANDFATHERED	\$2,778.76	\$2,889.91	\$3,005.50	\$3,125.72	\$3,250.75	\$3,380.78	\$3,516.01	\$3,656.66
SECRETARY	\$2,385.67	\$2,481.10	\$2,580.34	\$2,683.55	\$2,790.90	\$2,902.53	\$3,018.63	\$3,139.38
*SECRETARY - GRANDFATHERED	\$2,469.17	\$2,567.94	\$2,670.65	\$2,777.48	\$2,888.58	\$3,004.12	\$3,124.29	\$3,249.26
RECEPTIONIST- CLERK	\$2,174.47	\$2,261.45	\$2,351.91	\$2,445.98	\$2,543.82	\$2,645.58	\$2,751.40	\$2,861.45
*RECEPTIONIST- CLERK - GRANDFATHERED	\$2,250.58	\$2,340.60	\$2,434.22	\$2,531.59	\$2,632.86	\$2,738.17	\$2,847.70	\$2,961.61
SEASONAL/PART-TIME (HOURLY RATE)								
POOL MANAGER	\$13.52	\$14.06	\$14.62	\$15.21	\$15.82	\$16.45		
ASSISTANT POOL MANAGER	\$12.87	\$13.38	\$13.92	\$14.48	\$15.06	\$15.66		
SENIOR LIFE GUARD	\$12.15	\$12.64	\$13.14	\$13.67	\$14.21	\$14.78		
LIFE GUARD	\$11.63	\$12.10	\$12.58	\$13.08	\$13.61	\$14.15		
RECREATION LEADER II	\$11.81	\$12.28	\$12.77	\$13.28	\$13.82	\$14.37		
RECREATION LEADER I/AFTER SCHOOL AID	\$11.00	\$11.44	\$11.90	\$12.37	\$12.87	\$13.38		
RECREATION PROGRAM SUPERVISOR	\$12.98	\$13.50	\$14.04	\$14.60	\$15.18	\$15.79		
CITY COUNCIL & MAYOR								
CITY COUNCIL & MAYOR - MONTHLY STIPEND	\$400.00							

Attachment: Budget (1207 : FY 2018-2019 Recommended Budget)

General Purpose Revenues Budget Narrative for FY 2018-2019 Budget Unit 000

DEPARTMENTAL MISSION

This budget is used to track general purpose revenues for the General Fund that are not directly attributable to any program or function.

ACCOMPLISHMENTS FOR FY 2017-2018

- In general, all revenues tracked to the anticipated budget levels.
- Comfortably maintained a \$1 million General Purpose Reserve (“rainy day fund”), and a \$1 million cash position, while still providing essential and core services.
- Maintained the \$1 million mark in sales tax revenues.

DEPARTMENTAL GOALS FOR FY 2018-2019

- Continue to look for ways to enhance local revenues.

FY 2018-2019 RECOMMENDED BUDGET

The Department’s FY 2018-2019 Recommended Budget represents an overall decrease of (\$231,533) or (6%) in revenues, when compared to the FY 2017-2018 Approved Budget.

While several main revenue sources are up, the reason for the decrease is because the Gonzales Successor Agency finished paying the debt to the General Fund owed by RDA, and thus the budget no longer reflects this payment.

Revenues

Revenues included in this budget reflect the following net impact:

1. A modest 2% increase in Property Tax revenues from last year’s budget.
2. A 5% increase in Sales Tax revenues as a result of the continued performance of several of the City’s major business over the last few years, and estimates provided by the City’s Sales Tax Consultant, the HdL Companies.
3. An increase in the Other Income-Misc. Payments object of anticipated revenue from anticipated development.
4. Continued emphasis on the General Fund being reimbursed for its administrative costs for running the various non-general fund programs, were not directly apportioned to the other funds.
5. Transfers from various funds for administrative support.

MAJOR POLICY CONSIDERATIONS

An increased focus continues to be placed on finding new revenue sources or increasing existing revenue sources for the City.

BUDGET WORKSHEET

City Of Gonzales

Month: 5/31/2018	Prior Year Actual	Current Year				(6) Dept Request	(7) CM Adjusted	(8) Council Adopt
		Original Budget	Amended Budget	Actual Thru May	Estimated Total			
Fund: 100 - General Fund								
Revenues								
Dept: 000								
5110.000 Property Taxes-Secured	434,279	450,000	450,000	444,284	450,000	461,000	461,000	
5120.000 Property Taxes-Unsecured	15,602	15,000	15,000	15,004	15,004	15,000	15,000	
5130.000 Property Taxes-Prior Year	6,371	6,000	6,000	4,682	4,682	6,000	6,000	
5140.000 Property Taxes-Supplemental	16,111	15,000	15,000	17,003	17,003	17,000	17,000	
5145.000 Property Taxes-ROPS Residual	50,841	0	0	8,385	8,385			
5157.000 Property Taxes - Triple Flip	0	0	0	0	0			
5158.000 Property Taxes - VLF Adj	790,747	800,000	850,000	864,552	864,552	901,209	901,209	
5159.000 Property Taxes - ERAF	0	0	0	0	0			
5210.000 Sales and Use Tax	1,087,259	950,000	950,000	919,072	950,000	1,000,000	1,000,000	
5211.000 Voter Approved Sales Tax	0	0	0	0	0			
5220.000 Lodging Tax	2,318	1,000	1,000	2,205	2,205	2,000	2,000	
5225.000 SVSWA Host Fee	250,000	250,000	250,000	229,167	250,000	250,000	250,000	
5234.000 Franchise Tax-PG&E	85,387	90,000	90,000	91,312	91,312	91,000	91,000	
5235.000 Franchise Tax-Falcon Cable TV	2,595	2,500	2,500	1,543	2,500	2,500	2,500	
5240.000 Business License Tax	64,691	65,000	65,000	21,889	65,000	60,000	65,000	
5245.000 Franchise Fees	0	0	0	0	0			
5250.000 Real Estate Transfer Tax	15,177	12,000	12,000	10,605	12,000	10,000	10,000	
5260.000 Utility Users Tax	262,746	250,000	250,000	198,655	250,000	250,000	250,000	
5280.000 MAINTENANCE DISTRICTS	0	0	0	0	0			
5300.000 LICENSES & PERMITS	0	0	0	0	0			
5340.000 Administrative Fees	0	72,000	72,000	0	72,000			
5420.000 Other Fines & Penalties	28,549	25,000	25,000	14,397	20,000	20,000	20,000	
5430.000 Asset Foreiture Seizures	0	0	0	0	0			
5500.000 USE OF MONEY & PROPERTY	0	0	0	0	0			
5510.000 Investment Income	0	0	0	0	0			
5515.000 Interest Income	4,750	5,000	5,000	3,713	5,000	5,000	5,000	
5520.000 Rental Income	47,089	48,000	48,000	42,403	48,000	50,000	50,000	
5530.000 Sale of Surplus Property	0	0	0	0	0			
5600.000 INTERGOVERNMENTAL	0	0	0	0	0			
5611.000 Motor Vehicle In Lieu Tax	3,796	6,000	6,000	4,500	6,000	5,000	5,000	
5612.000 H.O.P.T.R.	2,264	1,130	1,130	1,110	1,110	1,100	1,100	
5700.000 CHARGES FOR CURRENT SERVICES	0	0	0	0	0			
5715.000 Fire Plan Check Fees	0	0	0	0	0			
5741.000 Pool Revenue	845	0	0	0	0			
5750.000 Administrative Fees	6,133	6,000	6,000	1,346	6,000	6,000	6,000	
5775.000 Inspection Fees	0	0	0	0	0			
5820.000 Other Income - Misc Payments	10,388	5,000	5,000	3,223	5,000	5,000	205,000	

Attachment: Budget (1207 : FY 2018-2019 Recommended Budget)

BUDGET WORKSHEET

City Of Gonzales

Month: 5/31/2018	Prior Year Actual	Current Year				(6) Dept Request	(7) CM Adjusted	(8) Council Adopt
		Original Budget	Amended Budget	Actual Thru May	Estimated Total			
Fund: 100 - General Fund								
Revenues								
Dept: 000								
5821.000 Other Income - Reimbursements	65,016	5,000	7,819	17,059	17,009	5,000	5,000	
5822.000 Other Income - Contributions	0	0	0	0	0			
5827.000 Notary Republic Fees	1,245	1,000	1,000	1,420	1,400	1,400	1,400	
5835.000 State Mandated Cost Reimbursm	6,258	5,000	6,258	6,258	6,258	5,000	5,000	
5900.000 Transfer from Water	0	0	0	0	0			
5905.000 Transfer from Sewer	0	0	0	0	0			
5910.000 Transfer from Garbage	262,989	166,752	166,752	102,429	200,000	250,000	250,000	
5916.000 Transfer from Bridge Assessmnt	0	0	0	0	0			
5917.000 Transfer from Rvr Rd Assessmnt	7,687	0	0	0	0			
5918.000 Transfer from Sewer Assessment	0	0	0	0	0			
5920.000 Transfer from Cal Breeze Pks	0	0	0	0	0			
5921.000 Transfer from Cal Breeze #1	20,000	20,000	20,000	10,000	20,000	19,000	19,000	
5925.000 Transfer from Public Safety	0	0	0	0	0			
5926.000 Transfer from SLESF	0	0	0	0	0			
5935.000 Transfer from Gonzales SA	510,955	603,260	603,260	0	603,260			
5940.000 Transfer from Canyon Parks	15,000	15,000	15,000	7,500	15,000	15,000	15,000	
5943.000 Transfer from Str Fund [130]	0	0	0	0	0			
5946.000 Transfer From Cipriani FD 310	10,000	10,000	10,000	5,000	10,000	10,000	10,000	
5947.000 Transfer from Industrial Park	9,100	9,100	9,100	4,550	9,100	10,000	10,000	
5950.000 Transfer from CDBG (Non Pgm)	14,805	14,805	14,805	7,403	14,805	14,805	14,805	
5963.000 Transfer From Fund 420	7,196	7,196	7,196	4,925	7,196	7,196	7,196	
Dept: 000	4,118,189	3,931,743	3,985,820	3,065,594	4,049,781	3,495,210	3,700,210	0
Total Revenues	4,118,189	3,931,743	3,985,820	3,065,594	4,049,781	3,495,210	3,700,210	0
Expenditures								
Dept: 000								
6325.000 Contingency Account	0	0	0	0	0			
6450.000 Prior Year Adjustment	0	0	0	0	0			
Dept: 000	0	0	0	0	0	0	0	0
Total Expenditures	0	0	0	0	0	0	0	0
General Fund	4,118,189	3,931,743	3,985,820	3,065,594	4,049,781	3,495,210	3,700,210	0
Grand Total:	4,118,189	3,931,743	3,985,820	3,065,594	4,049,781	3,495,210	3,700,210	0

Attachment: Budget (1207 : FY 2018-2019 Recommended Budget)

City Council
Budget Narrative for FY 2018-2019
Budget Unit 100

DEPARTMENTAL MISSION

The Mission of the City Council, as the Legislative Body of the City, is to provide policy direction and oversight of the entire City's business. This is done in a fair, open and respectful manner, and always holding to the highest ideals of public service and ethics.

DEPARTMENTAL PROGRAMS

The Council is a five-member body that meets the first and third Monday of every month, and holds special meetings as necessary, to provide policy direction, and oversight of the City's business.

ACCOMPLISHMENTS FOR FY 2017-2018

- Continued to oversee and provide policy direction on all facets of City operations.
- Approved and oversaw a balanced budget.
- Continued aggressive implementation of the Gonzales Grows Green Initiative (G3) to enhance the environment and Economic Development.
- In partnership with the Gonzales Unified School District (GUSD), continued the ambitious *Ensuring Gonzales Youth Achieve 21st Century Success Initiative*.
- Approved the City of Gonzales "70th Anniversary Edition" 2017 Annual Report, which was reformatted to make it more dynamic and reader friendly. To see a recap of all the City accomplishments and highlights for FY 2017-2018, please refer to the City's website at www.ci.gonzales.ca.us or the following link <http://www.ci.gonzales.ca.us/Documents/2017-Gonzales-Annual-Report.pdf> to view and download the 2017 Annual Report.

DEPARTMENTAL GOALS FOR FY 2018-2019

- Continue to provide policy direction and oversight on all facets of City operations.
- Work in partnership with the GUSD to continue to move the "*Ensuring Gonzales Youth Achieve 21st Century Success Initiative*" forward.
- Work in partnership with the TUT Advisory Committee.
- Continue to maintain core services with the least amount of interruption.
- Continue the City's Economic Development Plan.
- Continue implementing the City's Vision and Mission.
- Provide policy direction to staff as needed to implement the goals reflected throughout this budget document.

FY 2018-2019 RECOMMENDED BUDGET

The Department's FY 2018-2019 Recommended Budget represents a decrease of decrease of (\$4,660) or (12%), when compared to the FY 2017-2018 Approved Budget. As a result, the Requested Net City Cost is decreased by (\$4,660).

Personnel

Budget reflects the salaries and benefits for the Council Members, which reflects the main reason for the slight increase.

Services and Supplies

This section reflects appropriations for the basic services and supplies needed for the operation of the Council. In addition, it reflects appropriations for the subscriptions and training category.

Capital Projects/Fixed Assets

There are no capital projects or fixed assets reflected in this budget.

MAJOR POLICY CONSIDERATIONS

See all other budget units.

BUDGET WORKSHEET

City Of Gonzales

Month: 5/31/2018	Prior Year Actual	Current Year				(6) Dept Request	(7) CM Adjusted	(8) Council Adopt
		Original Budget	Amended Budget	Actual Thru May	Estimated Total			
Fund: 100 - General Fund								
Expenditures								
Dept: 100 City Council								
6110.000 Salaries-Regular Pay	23,641	13,095	13,095	20,055	13,095	12,825	12,825	
6120.000 Unemployment Insurance	473	0	0	0	0			
6130.000 Retirement - ICMA	0	0	0	0	0			
6131.000 Deferred Compensation Expense	2,250	2,025	2,025	0	2,025	2,025	2,025	
6132.000 Retirement - PERS	902	1,555	1,555	428	1,555	1,410	1,410	
6140.000 Life and Disability Insurance	371	324	324	175	324	324	324	
6150.000 Workers Comp Insurance	667	680	680	678	680	554	554	
6160.000 Social Security	1,796	1,000	1,000	1,305	1,200	981	981	
6170.000 Health and Dental Insurance	57	0	0	0	0			
6210.000 Special Departmental Expenses	1,983	1,500	1,500	633	1,500	1,500	1,500	
6211.000 Office Supplies	27	0	0	29	29	100	100	
6212.000 Maintenance Supplies	0	0	0	0	0			
6213.000 Oils and Lubricants	0	0	0	0	0			
6220.000 Telephone	0	0	0	0	0			
6245.000 Other Contractual Services	8,917	3,000	3,000	101	3,000	2,000	2,000	
6260.000 Advertising	0	400	400	0	400	200	200	
6270.000 Transportation and Travel	0	0	0	0	0			
6275.000 Subscriptions and Training	13,793	16,000	16,000	8,517	13,000	13,000	13,000	
6411.000 City Election Costs	0	0	0	0	0			
6543.000 Equipment-Furniture	1,432	0	0	0	0			
6544.000 Equipment-Computers	0	0	0	0	0			
City Council	56,309	39,579	39,579	31,921	36,808	34,919	34,919	0
Total Expenditures	56,309	39,579	39,579	31,921	36,808	34,919	34,919	0
General Fund	-56,309	-39,579	-39,579	-31,921	-36,808	-34,919	-34,919	0
Grand Total:	-56,309	-39,579	-39,579	-31,921	-36,808	-34,919	-34,919	0

Attachment: Budget (1207 : FY 2018-2019 Recommended Budget)

City Manager/City Clerk Budget Narrative for FY 2018-2019 Budget Unit 110

DEPARTMENTAL MISSION

The Mission of the City Manager/City Clerk is to support the Vision and Mission of the City by providing professional leadership, develop innovative approaches and creative partnerships in the management of the City, and execution of City Council policies. This will be done by always holding to the highest ideals of public service and ethics.

DEPARTMENTAL PROGRAMS

The City Manager's Office is the Chief Administrative Officer for the City responsible for overseeing and managing all the activities of the City. In addition, the City Manager is also the Personnel Director, City Clerk, and Director of the Successor Agency to the Redevelopment Agency, Finance Director, and Risk Manager.

ACCOMPLISHMENTS FOR FY 2017-2018

As in prior years, all the accomplishments listed below are the direct result of great staff and policy direction from the City Council. They are listed as accomplishments under this budget, but really are the reflection of dedicated staff at all levels of the organization:

- Provided real time budget and financial information on line to all the City's Departments.
- Continued the development of the Gonzales Agricultural Industrial Business Park (GAIBP) that saw the Mann Packing Company (acquired by Del Monte Fresh late in 2017) begin construction of Phase I, the expansion of Green Valley Farm Supplies, and the beginning of other development projects.
- Approved and oversaw a balanced Budget.
- Continued aggressive implementation of the Gonzales Grows Green Initiative to enhance the environment and economic development.
- Continued aggressive implementation of the Business Loan Program.
- Continued to establish relationships with a variety of community organizations.
- Continued the partnership with Salinas and South County Cities on a variety of issues of mutual concern including Transit, Housing, Solid Waste, Economic Development, Groundwater, and Renewable Energy.
- Completed the Seventieth Anniversary Edition of the (2017) Annual Report utilizing a revamped process, which placed emphasis on making it more dynamic and more reader-friendly. In addition, a special emphasis was placed on showcasing our great Community.
- In partnership with the Gonzales Unified School District (GUSD), continued and grew the ambitious *Ensuring Gonzales Youth Achieve 21st Century Success Initiative*.

- Continued a leadership role in the South County’s 4C4P Anti-Gang Initiative that saw the City taking the lead and receiving an \$850,000 Strengthening Police-Community Relations Grant.
- Continued implementation of Project “Yes We Can,” which included a Youth Summer Internship Program, and a more robust Gonzales Youth Council Program.
- Internally, implemented a new evaluation process and realigned the office to better service the community, and accomplish the goals set by the City Council.
- Continued to take a leadership position and enhance the benefit of the Monterey Bay Economic Partnership not only to the City, but the Region.
- Took a leadership position and was appointed the first Chair of the Operations Board for the newly formed Monterey Bay Community Power Agency (MBCP).
- More reflection of the accomplishments for FY 2017-2018 can be seen in the 2017 Annual Report on the City’s website at www.ci.gonzales.ca.us or using the following link <http://www.ci.gonzales.ca.us/Documents/2017-Gonzales-Annual-Report.pdf>

DEPARTMENTAL GOALS FOR FY 2018-2019

- Continue to further the Vision and Mission of the City.
- Continue to improve the financial and budget management of the City’s resources.
- Continue to develop ways to bring government closer to the residents of the City.
- Continue to support and implement City Council policies and direction.
- Continue to work in partnership with the private sector to develop and bring the GAIBP on line.
- Continue to improve and expand the City’s Economic Development.
- Develop and recommend enhanced revenue alternatives to the City Council.
- Finish updating the City’s Personnel Rules, Regulations, and Policies.
- Continue to expand the partnerships with the Gonzales Unified School District, Chamber of Commerce, Churches, private sector, community organizations, and others.
- Continue to strengthen the partnership with the Chamber of Commerce and the private sector to enhance business opportunities and development.
- Continue to enhance and expand the Gonzales Grows Green Initiative.
- Continue to grow the ambitious *Ensuring Gonzales Youth Achieve 21st Century Success Initiative*.
- Update and Improve the City’s Website and Social Media Policy.
- Streamline and improve the information to the Community in the Annual Report.
- Continue leadership positions on MBEP and MBCP Agencies.

FY 2018-2019 RECOMMENDED BUDGET

The Department’s FY 2018-2019 Recommended Budget represents an overall increase of \$5,744 or 2% in expenditures, and a decrease of (\$19,407) or (33%) in revenues, when

compared to the FY 2017-2018 Approved Budget. As a result, the Requested Net City Cost is increased by \$25,151.

Revenues

The revenue reflected is for the anticipated work on the Cannabis Conditional Use and Regulatory Permits. The reason for the decrease is due to the completion of the Strengthening Police and Community Relations Grant.

Personnel

This budget reflects a portion of the salaries and benefits of the City Manager/City Clerk, the Administrative Specialist/Deputy City Clerk. In addition, the budget also includes the Special Projects Director needed to keep up with the heavy workload of the Office.

Services and Supplies

This budget is an essentially status quo budget. It continues to include an appropriation for more regional and statewide efforts, and to remain current with the ever changing environment in Risk Management, Personnel, and Economic Development and to stay current with “best practices” in City Administration and Community Relations.

Capital Projects/Fixed Assets

There are no capital projects or fixed assets reflected in the budget.

MAJOR POLICY CONSIDERATIONS

- A. See all other budget units.
- B. In addition, challenges for the City over the next few years, continue to be:
 - Identify new revenue sources.
 - Continue to enhance Economic Development opportunities.
 - Improve available housing.
 - As identified in the Infrastructure Improvement Fund (*Fund 460*), over the next few years, there needs to be significant upgrades/rehabilitation of key infrastructure like the Wastewater Treatment Plant, Alta Street, and Water Distribution System.
- C. Also, when the Council approved filling the vacant Special Projects Director position, it was for a limited time period of two years. The budget reflects eliminating this restriction, because the need for the position has been well established and it is needed to continue to keep up with the current heavy and complex workload.
- D. While not reflected in proposed budget, the City Manager is assessing and working on developing a new management level position, and upgrading the duties and responsibilities of the Administrative Specialist/Deputy City Clerk to increase the

staff resources available to keep up with the high workload and the ever changing expectations of the office. This would be brought for action no later than the August 20th Council meeting.

- a. The new position would support the (a) City's enhanced community engagement; (b) *Ensuring Gonzales Youth Achieve 21st Century Success Initiative*, and other youth engagement and leadership efforts; and (c) development of partnerships for a variety of efforts, including the Health in All Policies (HIAP) initiative, the new Library, and Youth Innovation Center.
- b. The enhancement of the Administrative Specialist/Deputy City Clerk to Executive Assistant to the City Manager/Assistant City Clerk is needed primarily to increase the administrative and functional support of the City Clerk function; which would free up the City Manager to focus on other important areas.

BUDGET WORKSHEET

City Of Gonzales

Month: 5/31/2018	Prior Year Actual	Current Year			Estimated Total	(6) Dept Request	(7) CM Adjusted	(8) Council Adopt
		Original Budget	Amended Budget	Actual Thru May				
Fund: 100 - General Fund								
Revenues								
Dept: 110 City Manager/City Clerk								
5637.000 Grant Proceeds	0	19,407	19,407	0	19,407			
5821.000 Other Income - Reimbursements	2,651	40,000	40,000	8,617	25,000	40,000	40,000	
City Manager/City Clerk	2,651	59,407	59,407	8,617	44,407	40,000	40,000	0
Total Revenues	2,651	59,407	59,407	8,617	44,407	40,000	40,000	0
Expenditures								
Dept: 110 City Manager/City Clerk								
6110.000 Salaries-Regular Pay	172,981	168,135	168,135	189,445	168,135	175,276	175,276	
6110.100 Salaries-Hourly Pay	0	0	0	4,246	4,246			
6111.000 Salaries-Overtime Pay	0	0	0	111	111			
6112.000 Salaries-Extra Help	0	0	0	0	0			
6113.000 Salaries-Differentials	4,521	6,525	6,525	6,066	6,525	6,383	6,383	
6120.000 Unemployment Insurance	0	0	0	0	0			
6131.000 Deferred Compensation Expense	647	4,137	4,137	0	0	4,409	4,409	
6132.000 Retirement - PERS	21,419	32,941	32,941	11,340	32,941	24,834	24,834	
6140.000 Life and Disability Insurance	1,410	2,060	2,060	1,760	2,060	2,822	2,822	
6150.000 Workers Comp Insurance	1,507	1,535	1,535	1,531	1,535	1,250	1,250	
6160.000 Social Security	12,677	13,360	13,360	13,203	13,360	13,409	13,409	
6170.000 Health and Dental Insurance	32,328	23,600	23,600	28,842	27,000	24,354	24,354	
6210.000 Special Departmental Expenses	7,901	5,000	5,000	1,175	5,000	5,000	5,000	
6211.000 Office Supplies	320	200	200	234	235	250	250	
6212.000 Maintenance Supplies	0	0	0	127	15			
6213.000 Oils and Lubricants	134	0	0	425	425	250	250	
6220.000 Telephone	1,738	1,500	1,500	1,255	1,500	1,500	1,500	
6225.000 Utilities	0	0	0	0	0			
6245.000 Other Contractual Services	3,344	5,000	8,000	7,216	8,000	8,000	8,000	
6255.000 Liability Insurance	0	0	0	0	0			
6260.000 Advertising	0	0	0	0	0			
6265.000 Printing	0	0	0	0	0			
6270.000 Transportation and Travel	0	0	0	0	0			
6275.000 Subscriptions and Training	15,351	13,000	11,000	16,717	18,000	20,000	15,000	
6530.000 Capital Outlay-Improvements	106	0	0	0	0			
City Manager/City Clerk	276,384	276,993	277,993	283,693	289,088	287,737	282,737	0
Total Expenditures	276,384	276,993	277,993	283,693	289,088	287,737	282,737	0
General Fund	-273,733	-217,586	-218,586	-275,076	-244,681	-247,737	-242,737	0

Attachment: Budget (1207 : FY 2018-2019 Recommended Budget)

**Finance Department
Budget Narrative for FY 2018-2019
Budget Unit 130**

DEPARTMENTAL MISSION

The Finance Department supports the City’s Vision by providing efficient, sound, timely, and continuous financial accounting and fiscal support necessary to maintain the financial health of the City.

ACCOMPLISHMENTS FOR FY 2017-2018

- Kept all the financial operations of the City in order and on time.
- Continued to improve the budget accountability process.
- Continued to provide real time budget and financial information on line to all the City’s Departments.
- Continued to update several administrative policies that were taken to the Council for approval.
- Obtained a clean external audit.
- Implemented a remote automated mailing process of the utility bills, which reduced costs, but more importantly, freed up staff to do other things.

DEPARTMENTAL GOALS FOR FY 2018-2019

- Continue to provide efficient and professional financial support to the City of Gonzales.
- Continue to work to improve and streamline all financial reports and functions.
- Work with the City Council and City Manager to continue to provide timely financial status reports.

FY 2018-2019 RECOMMENDED BUDGET

The Department’s FY 2018-2019 Recommended Budget represents essentially no change in expenditures, when compared to the FY 2017-2018 Approved Budget. As a result, the Requested Net City Cost is unchanged.

Personnel

This budget reflects funding for one Senior Accounting Technician, one Accounting Specialist, and one Administrative Assistant. The Finance Director position is not funded and instead, some of these services are being carried out by Green’s Accounting, which is reflected under contract services in “Services and Supplies.”

Services and Supplies

This area is essentially status quo.

Capital Projects/Fixed Assets

There are no capital projects and/or fixed assets reflected in this budget at this time.

MAJOR POLICY CONSIDERATIONS

A continuing focus will be kept on finding new revenue sources or increasing existing revenue sources for the City. This is critical to continue to fund and further the City's Vision and Mission.

BUDGET WORKSHEET

City Of Gonzales

Month: 5/31/2018	Prior Year Actual	Current Year				(6) Dept Request	(7) CM Adjusted	(8) Council Adopt
		Original Budget	Amended Budget	Actual Thru May	Estimated Total			
Fund: 100 - General Fund								
Expenditures								
Dept: 130 Finance								
6110.000 Salaries-Regular Pay	18,336	15,925	15,925	14,251	15,925	22,308	22,308	
6110.100 Salaries-Hourly Pay	0	0	0	24,902	22,357			
6111.000 Salaries-Overtime Pay	277	300	300	0	0			
6112.000 Salaries-Extra Help	27,447	15,000	15,000	1,745	1,745			
6113.000 Salaries-Differentials	3,735	870	870	7,182	6,458	1,205	1,205	
6120.000 Unemployment Insurance	0	0	0	0	0			
6132.000 Retirement - PERS	7,110	2,950	2,950	2,855	2,950	4,027	4,027	
6140.000 Life and Disability Insurance	170	235	235	326	235	347	347	
6150.000 Workers Comp Insurance	1,707	1,740	1,740	1,736	1,740	1,418	1,418	
6160.000 Social Security	1,609	1,285	1,285	3,478	3,200	1,799	1,799	
6170.000 Health and Dental Insurance	3,106	2,000	2,000	3,972	3,500	3,564	3,564	
6210.000 Special Departmental Expenses	4,872	1,000	1,000	2,349	2,300	2,500	2,500	
6211.000 Office Supplies	74	100	100	324	325	300	300	
6212.000 Maintenance Supplies	0	0	0	0	0			
6230.000 Legal and Accounting	20,000	20,000	20,000	7,700	20,000	20,000	20,000	
6231.000 Payroll Fees	11,533	11,000	11,000	11,598	11,600	12,000	12,000	
6245.000 Other Contractual Services	32,207	20,000	20,000	34,194	30,000	25,000	25,000	
6255.000 Liability Insurance	5,953	5,005	5,005	3,639	3,639	3,992	3,992	
6275.000 Subscriptions and Training	90	750	750	50	750	500	500	
6300.000 NSF Checks	180	300	300	120	300	300	300	
6301.000 Bank Charges	2,245	2,000	2,000	893	2,000	1,500	1,500	
6401.000 SUSPENSE	0	0	0	0	0			
6543.000 Equipment-Furniture	0	0	0	0	0			
6544.000 Equipment-Computers	0	0	0	0	0			
Finance	140,651	100,460	100,460	121,314	129,024	100,760	100,760	0
Total Expenditures	140,651	100,460	100,460	121,314	129,024	100,760	100,760	0
General Fund	-140,651	-100,460	-100,460	-121,314	-129,024	-100,760	-100,760	0
Grand Total:	-140,651	-100,460	-100,460	-121,314	-129,024	-100,760	-100,760	0

Attachment: Budget (1207 : FY 2018-2019 Recommended Budget)

**City Attorney
Budget Narrative for FY 2018-2019
Budget Unit 150**

DEPARTMENTAL MISSION

The City Attorney is a contracted position that provides the full array of legal services to the City and the Successor Agency. The Mission of the Office is to continue to provide the City and Successor Agency with comprehensive legal advice and representation.

ACCOMPLISHMENTS FOR FY 2017-2018

- Continued to provide staff with ongoing assistance in the preparation of staff reports, resolutions, and ordinances.
- Continued to provide legal advice and recommendations to the City Manager, Police Chief, and other Managers in a variety of areas.
- Provided legal review and advice on the Medical Marijuana issue facing the City.
- Continued to provide legal advice and recommendations to the City Council.

DEPARTMENTAL GOALS FOR FY 2018-2019

- Continue to work with staff on a variety of projects.
- Continue to assist in identification of means (new procedures and/or programs) by which to reduce exposure to liability.
- Identify and collect costs for services being driven by third parties.
- Continue to provide legal advice to the Council.

FY 2018-2019 RECOMMENDED BUDGET

The Department's FY 2018-2019 Recommended Budget represents no change when compared to the FY 2017-2018 Approved Budget.

Personnel

No costs are reflected in this area.

Services and Supplies

The only cost in this area is the appropriation for the contract. A portion of these costs have been spread to other funds as appropriate, and only the amount anticipated for General Fund activities and programs is reflected.

Capital Projects/Fixed Assets

No costs are reflected in this area.

MAJOR POLICY CONSIDERATIONS

There are no major policy considerations being requested in this budget.

BUDGET WORKSHEET

City Of Gonzales

Month: 5/31/2018	Prior Year Actual	Current Year				(6)	(7)	(8)
		Original Budget	Amended Budget	Actual Thru May	Estimated Total	Dept Request	CM Adjusted	Council Adopt
Fund: 100 - General Fund								
Expenditures								
Dept: 150 City Attorney								
6230.000 Legal and Accounting	57,011	50,000	75,000	71,708	75,000	70,000	50,000	
6245.000 Other Contractual Services	0	0	0	0	0			
City Attorney	57,011	50,000	75,000	71,708	75,000	70,000	50,000	0
Total Expenditures	57,011	50,000	75,000	71,708	75,000	70,000	50,000	0
General Fund	-57,011	-50,000	-75,000	-71,708	-75,000	-70,000	-50,000	0
Grand Total:	-57,011	-50,000	-75,000	-71,708	-75,000	-70,000	-50,000	0

Attachment: Budget (1207 : FY 2018-2019 Recommended Budget)

Community Development Department Budget Narrative for FY 2018-2019 Budget Unit 160

DEPARTMENTAL MISSION

The Community Development Department supports the Vision and Mission of the City by providing professional planning services to the City. The Department promotes quality of life in Gonzales through careful attention to the City’s physical and social development requirements. The Department promotes economic development consistent with the City Council’s goals, and City’s adopted plans and programs.

DEPARTMENTAL PROGRAMS

The Department processes applications for all physical development involving private land, including: Conditional Use Permits; Site Plan Permits, Sign Permits, and subdivision and parcel maps. The Department works closely with applicants, other City Departments, and County and State agencies to ensure development conforms to requirements and the best contemporary practices. The Department manages environmental review for projects and supports the Planning Commission and City Council, and is also responsible for maintaining and updating the Zoning Ordinance and Gonzales General Plan. Other activities include grant applications and administration, and affordable housing programs. The Department also works on economic development through outreach assistance to property owners and developers in promotion of the City.

ACCOMPLISHMENTS FOR FY 2017-2018

- Successfully worked with the Measure K Oversight Committee to oversee the projects recommended to the City Council that included funding for: (a) youth services; (b) the After-School Programs for La Gloria and Fairview; (c) school break and summer camps; (d) replacement of the restroom at Central Park; (e) resurfacing of the tennis courts at Gonzales High School; (f) upgrades to the Skate Park; (g) Police community, business, and neighborhood watch program; (h) ADA improvements to the Council Chambers and City Hall; and (i) \$20,000 for a “Community Action Grants” Program.
- Oversaw the building permit process that saw Mann Packing¹ begin construction of a 130,000 square foot fresh vegetable processing, and cooling plant on property within Phase II of the Gonzales Agricultural Business Industrial Park; and worked with Monterey County and obtained approval for a second commercial wind turbine, which will provide a source of renewable energy for the (Mann) Del Monte Fresh project.
- Processed and issued Conditional Use Permits to Net Zero Farms, LLC for three (3) medical marijuana cultivation and manufacturing facilities within the Gonzales Agricultural Business Industrial Park. In addition, issued three Regulatory Permits

¹ Mann Packing was acquired by Del Monte Fresh late in 2017.

- for these marijuana cultivation and manufacturing facilities.
- Worked with the facility planner with Clinica de Salud and successfully located a temporary building (i.e., office trailers) at the site of 126 Fifth Street, which functioned as the clinic, and begin the construction of a permanent building.
 - Worked in coordination with the Monterey County Health Department’s Planning, Evaluation, and Policy Unit (PEP) to draft a Health Element for the City’s General Plan.
 - Worked with CHISPA on the development of an affordable housing project at the property available on Gabilan Court.
 - Successfully worked with land developers and/or landowners with land-holdings or property options within the new growth area of the General Plan, on a funding agreement to collect the financial resources necessary to fund the preparation of infrastructure studies in support of implementation of the General Plan that was approved by the City Council.
 - Continued coordination with the City’s Economic Development Committee on the implementation of several action items included in the City’s Economic Development Strategy and Action Plan for business retention, development, and attraction.
 - Completed several activities with Armanasco Public Relations as a consultant, to promote what the City has achieved, and to brand and market the City as a regional leader in innovative economic development activities. Articles regarding the City’s economic development successes and its Sustainable G3 Initiative were published in “*The Coastal Grower*”, the Sacramento Bee, Bakersfield California, Desert Sun (Palm Springs), San Francisco Chronicle, Zocalo Public Square, Connecting California, Monterey Herald, and other local media.
 - Worked with the City’s Business Loan Consultant to market and promote the program to small business in the City, including a health-related business and an auto parts distributor; which resulted in a grant to a medical clinic located in the Gonzales Pharmacy for an ultrasound machine.
 - Coordinated with the County with regard to submitting an application for, and receiving Community Development Block Grant (CDBG) funding, from the federal Housing and Urban Development (HUD) Program. Funding was awarded to the City in the form of grant in the amount of \$147,242 for the installation of improvements at Centennial Park to enhance accessibility, including improvements to address access associated with the disabled.

DEPARTMENTAL GOALS FOR FY 2018-2019

- Complete discussions and negotiations of the terms and conditions of a Development Agreement for the Rincon Villages Project. Conduct public hearing before the Planning Commission and City Council with adoption by the Council.
- Process an application for a Conditional Use Permit for the development of a new vegetable/fruit processing facility on property within the Gonzales Agricultural Business Industrial Park. Facilitate the CEQA process. Conduct a public hearing before the Planning Commission seeking approval. Process and approve a Site Plan Permit for the development of the project.
- Prepare an amendment to the City’s Zoning Ordinance to include standards addressing the development standards for Accessory Dwelling Units within the City. Facilitate the CEQA process. Conduct public hearings with the Planning

- Commission and City Council to adopt an Ordinance to implement the standards.
- Conduct a zoning consistency analysis as required by Government Code Section 65860(a), to ensure that the City’s Zoning Plan is consistent with the Land Use Diagram of the 2010 General Plan. Conduct public hearings with the Planning Commission and City Council to adopt an ordinance, which establishes consistency between land use designation and zoning categories.
 - Work with the Monterey County Health Department’s Planning, Evaluation, and Policy Unit (‘PEP’) and complete the preparation of a Health Element for the General Plan. Facilitate the CEQA process. Conduct public hearings with the Planning Commission and seek adoption of the Element by the City Council.
 - Coordinate with project proponents in the City’s Sphere of Influence with regard to the preparation of a Specific Plan for their proposed development project.
 - Coordinate with the City’s Economic Development Committee on the implementation of measures contained in the City’s Economic Development Strategy and Action Plan for business retention, development, and attraction.
 - Continue to coordinate, with Armanasco Public Relations as a consultant, to promote what the City has achieved, and to brand and market the City as a regional leader in innovative economic development activities.
 - Continue promoting economic opportunities and activities, meet with business owners and work with consultants on related research and reporting.
 - Continue to facilitate meetings of the Measure K Oversight Committee appointed by the City Council, who are charged with providing recommendations to the Council with regard to how a voter approved increase in the sales tax, is to be used for the betterment of the quality of life within the City.
 - Actively market the Business Assistance Loan Program, and at a minimum, loan funds to two businesses.
 - Seek and apply for a grant from the State Department of Housing and Community Development (HCD) from the HOME Investment Partnership Grant Program for grant funds associated with the rehabilitation of homeowner occupied dwellings.
 - Coordinate with the County with regard to submitting an application for, and receiving Community Development Block Grant (CDBG) funding, from the federal Housing and Urban Development (HUD) Program for the new program year
 - Continue to search out new grant opportunities and apply whenever feasible.
 - Coordinate with the County Economic Development Department to implement County-wide economic development initiatives.

FY 2018-2019 RECOMMENDED BUDGET

The Department’s FY 2018-2019 Recommended Budget represents an overall increase of \$89,277 or 49% in expenditures, and an increase of \$3,500 or 24% in revenues, when compared to the FY 2017-2018 Approved Budget. As a result, the Requested Net Cost is increased by \$85,777.

Revenues

Revenues are slightly up due to expected development activity. However, similar to last year, the actual revenues could be higher because staff anticipates processing a few applications.

Expenditures

Expenditures within the budget unit primarily reflect the fixed costs associated with the Department, including information technology and file services and payment of the annual administrative charges associated with the Local Agency Formation Commission of Monterey County. Additional funding has been included for consultant services to be provided by Zero City, LLC to assist the City in the processing of current planning applications in the event that the workload within the Department exceeds the capacity of City staff.

The change is due primarily increases in salaries and benefits.

Capital Projects/Fixed Assets

There are no capital projects or fixed assets reflected in this budget.

MAJOR POLICY CONSIDERATIONS

There are no major policy considerations reflected in this budget.

BUDGET WORKSHEET

City Of Gonzales

Month: 5/31/2018	Prior Year Actual	Current Year			(6) Dept Request	(7) CM Adjusted	(8) Council Adopt
		Original Budget	Amended Budget	Actual Thru May			
Fund: 100 - General Fund							
Revenues							
Dept: 160 Planning							
5623.000 Housing Authority PILOT	0	5,500	5,500	0	0		
5710.000 Home Occupation Fees	136	200	200	0	200	200	200
5711.000 Plan Check Fees	0	0	0	0	0		
5712.000 Planning & Zoning Fees	9,832	9,000	18,000	3,588	18,000	18,000	18,000
5713.000 General Plan Revision Fees	672	0	0	0	0		
5820.000 Other Income - Misc Payments	0	0	0	0	0		
5821.000 Other Income - Reimbursements	19,175	0	0	0	0		
5949.000 Transfer from Fund 200	0	0	0	0	0		
5950.000 Transfer from CDBG (Non Pgm)	0	0	0	0	0		
Planning	29,815	14,700	23,700	3,588	18,200	18,200	18,200
Total Revenues	29,815	14,700	23,700	3,588	18,200	18,200	18,200
Expenditures							
Dept: 160 Planning							
6110.000 Salaries-Regular Pay	131,698	107,617	107,617	91,751	107,617	169,365	169,365
6111.000 Salaries-Overtime Pay	129	0	0	0	0		
6112.000 Salaries-Extra Help	0	0	0	0	0		
6113.000 Salaries-Differentials	3,036	2,064	2,064	1,983	2,064	3,080	3,080
6120.000 Unemployment Insurance	0	0	0	0	0		
6130.000 Retirement - ICMA	0	0	0	0	0		
6131.000 Deferred Compensation Expense	1,375	2,643	2,643	0	2,643	3,055	3,055
6132.000 Retirement - PERS	25,205	19,730	19,730	6,236	19,730	30,500	30,500
6140.000 Life and Disability Insurance	1,205	1,725	1,725	794	1,725	2,835	2,835
6150.000 Workers Comp Insurance	2,308	2,350	2,350	2,344	2,344	1,915	1,915
6160.000 Social Security	10,113	8,235	8,235	6,878	8,235	13,192	13,192
6170.000 Health and Dental Insurance	47,202	12,475	12,475	19,237	18,000	24,354	24,354
6180.000 Payroll Unemployment Tax	0	0	0	0	0		
6210.000 Special Departmental Expenses	316	500	500	581	581	500	500
6211.000 Office Supplies	628	500	500	39	500	350	350
6212.000 Maintenance Supplies	0	0	0	0	0		
6213.000 Oils and Lubricants	0	0	0	0	0		
6220.000 Telephone	0	0	0	0	0		
6235.000 Engineering and Surveying	0	0	0	0	0		
6245.000 Other Contractual Services	38,263	15,000	15,000	18,571	16,500	20,000	15,000
6255.000 Liability Insurance	3,776	3,850	3,850	2,799	2,799	3,070	3,070
6260.000 Advertising	5,830	1,500	1,500	1,605	1,500	1,500	1,500
6265.000 Printing	0	0	0	0	0		

Attachment: Budget (1207 : FY 2018-2019 Recommended Budget)

BUDGET WORKSHEET

City Of Gonzales

Month: 5/31/2018	Prior Year Actual	Current Year				(6)	(7)	(8)
		Original Budget	Amended Budget	Actual Thru May	Estimated Total	Dept Request	CM Adjusted	Council Adopt
Fund: 100 - General Fund								
Expenditures								
Dept: 160 Planning								
6270.000 Transportation and Travel	0	1,500	1,500	0	0	750	750	
6275.000 Subscriptions and Training	1,930	2,000	2,000	2,448	2,500	1,500	1,500	
6544.000 Equipment-Computers	545	0	0	0	0			
Planning	273,559	181,689	181,689	155,266	186,738	275,966	270,966	0
Total Expenditures	273,559	181,689	181,689	155,266	186,738	275,966	270,966	0
General Fund	-243,744	-166,989	-157,989	-151,678	-168,538	-257,766	-252,766	0
Grand Total:	-243,744	-166,989	-157,989	-151,678	-168,538	-257,766	-252,766	0

Attachment: Budget (1207 : FY 2018-2019 Recommended Budget)

General Governmental Buildings Budget Narrative for FY 2018-2019 Budget Unit 170

DEPARTMENTAL MISSION

This General Fund Budget Unit provides resources to acquire and maintain public facilities. Cost-effective management of resources is a goal of this Budget Unit.

DEPARTMENTAL PROGRAMS

This budget unit tracks City-owned building operations, and maintenance activities.

ACCOMPLISHMENTS FOR FY 2017-2018

Provided building and general maintenance services to the following locations:

325 Center Street	Fire Station
411 Center Street	Rental Office Space for County Programs
421 Center Street	Dental Offices (rental space)
107 Centennial Drive	Vosti Recreation Center
225 Elko Street	Day Care/Preschool Facility
109 Fourth Street	Police Station
117 Fourth Street	Council Chambers
147 Fourth Street	City Hall
133 Fourth Street	Partially rented (rental space)

DEPARTMENTAL GOALS FOR FY 2018-2019

- Maintain facilities as cost-effectively as possible within the approved budget.
- Reduce cost of operations where possible.
- Continue energy saving programs.
- Plan and implement plan when approved for 133 Fourth Street.

FY 2018-2019 RECOMMENDED BUDGET

This Budget Unit's FY 2018-2019 Recommended Budget represents essentially no change in expenditures, when compared to the FY 2017-2018 Approved Budget. As a result, the Requested Net Cost is unchanged.

Services and Supplies

This budget funds janitorial supplies for all City Departments and facilities. The payments for City Hall are part of this budget unit.

Capital Projects/Fixed Assets

There are no fixed assets reflected in this budget.

MAJOR POLICY CONSIDERATIONS

The policy considerations for this budget unit are:

- Establishing a reserve fund to keep up with aging buildings maintenance may be an option as funds are available.
- Demolishing the Old Public Works Shop. Funds for this demolition will need to be appropriated.
- Planning efforts for the old medical facility are underway to, if approved, convert it to a Youth Innovation Center. If and once approved, a funding strategy will be presented for approval.

BUDGET WORKSHEET

City Of Gonzales

Month: 5/31/2018	Prior Year Actual	Current Year				(6) Dept Request	(7) CM Adjusted	(8) Council Adopt
		Original Budget	Amended Budget	Actual Thru May	Estimated Total			
Fund: 100 - General Fund								
Expenditures								
Dept: 170 General Government Building								
6210.000 Special Departmental Expenses	7,930	3,000	3,000	5,033	4,300	3,500	3,500	
6211.000 Office Supplies	0	0	0	0	0			
6212.000 Maintenance Supplies	451	1,000	1,000	2,042	1,900	1,000	1,000	
6213.000 Oils and Lubricants	0	1,000	1,000	0	0			
6220.000 Telephone	0	0	0	0	0			
6225.000 Utilities	5,735	5,000	5,000	5,673	5,700	5,700	5,700	
6235.000 Engineering and Surveying	11,486	0	0	260	260			
6245.000 Other Contractual Services	109,284	50,000	50,000	63,129	72,000	50,000	50,000	
6250.000 Rental	82,041	80,000	80,000	78,212	80,000	80,000	80,000	
6255.000 Liability Insurance	0	0	0	0	0			
6260.000 Advertising	0	0	0	0	0			
6265.000 Printing	0	0	0	0	0			
6530.000 Capital Outlay-Improvements	3,698	0	0	0	0			
6540.000 Capital Outlay-Equipment	0	0	0	54,671	0			
6543.000 Equipment-Furniture	778	0	0	6,775	0			
General Government Building	221,403	140,000	140,000	215,795	164,160	140,200	140,200	0
Total Expenditures	221,403	140,000	140,000	215,795	164,160	140,200	140,200	0
General Fund	-221,403	-140,000	-140,000	-215,795	-164,160	-140,200	-140,200	0
Grand Total:	-221,403	-140,000	-140,000	-215,795	-164,160	-140,200	-140,200	0

Attachment: Budget (1207 : FY 2018-2019 Recommended Budget)

Non-Departmental Budget Narrative for FY 2018-2019 Budget Unit 200

DEPARTMENTAL MISSION

This General Fund Budget Unit provides resources to support general expenses not specifically related by any single department and appropriately related to the general fund.

DEPARTMENTAL PROGRAMS

This budget unit provides various support services to all departments such as postage, office supplies, first aid supplies, lease agreements, along with automotive and property insurance.

ACCOMPLISHMENTS FOR FY 2017-2018

- Cost-effectively provided support to various departments.
- Tracked expenses coordinating with the Finance Department.
- Replaced copiers and postage machine.

DEPARTMENTAL GOALS FOR FY 2018-2019

- Continue to provide cost-effective support services.
- Continue to maintain support contracts and lease agreements.

FY 2018-2019 RECOMMENDED BUDGET

This Budget Unit's FY 2018-2019 Recommended Budget represents a decrease of (\$16,200) or (17%) in costs when compared to the FY 2017-2018 Approved Budget. As a result, the Requested Net Cost is decreased by (\$16,200). The reason for the decrease is a reduction in other contractual services.

Personnel

There are no personnel expenditures reflected in this budget.

Services and Supplies

This budget reflects funding for the:

1. City Telephone, Utilities.
2. Leases for copiers and postage machine.

3. Computer systems, the general fund's portion of Information Technology (IT).
4. Office Supplies.
5. Postage and Mail services.
6. Public Hearing and Legal Notices.
7. County Administrative Fees.

Capital Projects/Fixed Assets

There are no capital projects reflected in this budget other than computer purchases reflected as fixed assets.

MAJOR POLICY CONSIDERATIONS

There are no major policy considerations reflected in this budget.

BUDGET WORKSHEET

City Of Gonzales

Month: 5/31/2018	Prior Year Actual	Current Year			Estimated Total	(6) Dept Request	(7) CM Adjusted	(8) Council Adopt
		Original Budget	Amended Budget	Actual Thru May				
Fund: 100 - General Fund								
Expenditures								
Dept: 200 Nondepartmental								
6110.000 Salaries-Regular Pay	0	0	0	0	0			
6132.000 Retirement - PERS	0	0	0	60,447	0			
6210.000 Special Departmental Expenses	11,065	10,000	10,000	9,589	10,000	10,000	10,000	
6211.000 Office Supplies	6,095	6,500	6,500	5,422	6,500	6,500	6,500	
6212.000 Maintenance Supplies	76	1,000	1,000	237	1,000	500	500	
6220.000 Telephone	4,745	10,000	10,000	3,783	10,000	5,000	5,000	
6225.000 Utilities	14,617	18,000	18,000	15,220	18,000	18,000	18,000	
6230.000 Legal and Accounting	0	0	0	0	0			
6235.000 Engineering and Surveying	0	0	0	0	0			
6245.000 Other Contractual Services	29,787	32,700	102,700	43,802	102,700	25,000	25,000	
6250.000 Rental	1,438	2,000	2,000	1,431	2,000	2,000	2,000	
6255.000 Liability Insurance	0	0	0	0	0			
6260.000 Advertising	546	1,000	1,000	50	1,000	1,000	500	
6265.000 Printing	0	1,500	1,500	0	3,000	1,500	1,500	
6270.000 Transportation and Travel	0	0	0	0	0			
6275.000 Subscriptions and Training	0	0	0	0	0			
6315.000 County Administrative Fees	5,412	6,000	6,000	5,548	6,000	6,000	6,000	
6544.000 Equipment-Computers	0	5,000	5,000	0	2,500	2,500	2,500	
Nondepartmental	73,781	93,700	163,700	145,529	162,700	78,000	77,500	0
Total Expenditures	73,781	93,700	163,700	145,529	162,700	78,000	77,500	0
General Fund	-73,781	-93,700	-163,700	-145,529	-162,700	-78,000	-77,500	0
Grand Total:	-73,781	-93,700	-163,700	-145,529	-162,700	-78,000	-77,500	0

Attachment: Budget (1207 : FY 2018-2019 Recommended Budget)

**Police Department
Budget Narrative for FY 2018-2019
Budget Unit 300**

DEPARTMENTAL MISSION

The Gonzales Police Department supports the Vision and Mission of the City by providing public safety services to all our residents, businesses, and visitors. These services are provided using a cooperative community policing philosophy, in which the Department works with the residents to solve crime and quality of life issues in our diverse community.

The number one concern of the Department is the safety of all of our residents, businesses, and visitors. The Department takes a zero tolerance to crime and works aggressively to solve crimes that do occur.

The Gonzales Police Department supports and protects commercial, industrial, and educational institutions in the area. The Department provides advice as requested, and aides in crime prevention.

ACCOMPLISHMENTS FOR FY 2017-2018

The Police Department accomplished many of the goals, including the following:

- The implementation of the School Resource Officer into the schools who actively engages with school officials, parents, students, and community based organizations to build positive relationships. The City and School District jointly fund the School Resource Officer position.
- The Department continued its efforts both in the City and regionally to address gang violence. While this was done without the benefit of any grant funding as in previous years, the City continues to look for funding opportunities to help with these efforts.
- Continued to do community outreach throughout the City to help our residents address not only crime issues, but also quality of life challenges.
- The City experienced a 38% decrease in property crimes during the 2017-2018 Fiscal Year compared to the previous year. Gonzales continues to be one of the safest community's in Monterey County and the State of California.
- The Department implemented advance computer technology in patrol vehicles to improve the Department's efficiency and effectiveness in policing.
- The Department worked toward meeting required benchmarks of the Strengthening Law Enforcement Community Relations grant. The Department successfully held its First ever Community Police Academy and graduated approximately 25 Community participants on May 26, 2017. The second Community Police Academy is still ongoing and will graduate approximately 25

Community participants. 100% of Police staff attended Cultural Competency Training; 98% of Department Sworn Staff completed the Crisis Intervention Training.

- The Department participated and Coordinated many events that were held throughout the City, as well as provided many School Filed Trip tours of the Police Department.

DEPARTMENTAL GOALS FOR 2018-2019

- Identify and prioritize community concerns regarding crime and traffic, which will improve the health, safety, and security of the community.
- Continue to work with the residents of our City and establish productive lines of communication to address concerns and facilitate community problem solving.
- Work regionally with the other South County Cities to secure grant funding to help address community outreach and engagement.
- Continue collaborative efforts with the Gonzales School District to improve youth interaction. Maintain the School Resource Officer program.
- Continue to apply for additional funding as opportunities arise, including applying for future gang prevention grants and other opportunities.

FY 2018-2019 RECOMMENDED BUDGET

The Department's FY 2018-2019 Recommended Budget represents an increase of \$78,301 or 3.2% in expenditures, and a decrease of (\$129,637) or (56%) in revenues, when compared to the FY 2017-2018 Approved Budget. As a result, the Requested Net City Cost is increased by \$207,938.

Revenues

The decrease in revenues is primarily due to the end of the Improving Police and Community Relations Grant.

The Department again did not receive a COPS Hiring Grant from the Federal Government.

Personnel

The reason for the increase is due to reflecting full year funds of an existing vacancy Police Officer position that was filled and scheduled to start by July.

Services and Supplies

The Recommended FY 2018-2019 Budget reflects funding to replace tasers, add rifles, and update the current ammo.

Capital Projects and Fixed Assets

This budget reflects no expenditures.

MAJOR POLICY CONSIDERATIONS

A major policy consideration for this budget during the fiscal year, is assessing whether the budget will have capacity for an additional Police Officer position.

This position would enhance the Department's ability to keep up with the current environment in law enforcement, the reinvigorated approach to community policing, the work underway to improve Police-Community relations, the increasing complexity to law enforcement, and improve coverage and thus reduce some of the overtime currently incurred.

In addition, not reflected is a new animal control vehicle to replace the existing aging vehicle.

It is anticipated that both of these issues will be re-evaluated as part of the Mid-Year Financial Review and Report.

BUDGET WORKSHEET

City Of Gonzales

Month: 5/31/2018	Prior Year Actual	Current Year				(6) Dept Request	(7) CM Adjusted	(8) Council Adopt
		Original Budget	Amended Budget	Actual Thru May	Estimated Total			
Fund: 100 - General Fund								
Revenues								
Dept: 300 Police Department								
5310.000 Animal Licenses	1,209	1,500	1,500	1,818	1,500	1,500	1,500	
5320.000 Bicycle Licenses	0	50	0	6	0			
5335.000 Dance Permits	381	400	400	344	400	400	400	
5400.000 FINES & PENALTIES	0	0	0	0	0			
5410.000 Vehicle Code Fines	13,532	15,000	15,000	7,447	15,000	9,000	9,000	
5430.000 Asset Forefiture Seizures	0	0	0	0	0			
5621.000 P.O.S.T. Reimbursement	345	4,500	3,100	5,529	4,470	2,500	2,500	
5637.000 Grant Proceeds	9,000	121,587	127,105	0	127,105			
5720.000 Police Service Fees	28,873	25,000	25,000	26,502	25,000	25,000	25,000	
5721.000 DUI Fees	0	0	0	0	0			
5821.000 Other Income - Reimbursements	59,795	62,000	104,000	57,977	104,000	62,000	62,000	
5926.000 Transfer from SLESF	0	0	0	0	0			
5962.000 Transfer from Fund 216	0	0	0	0	0			
Police Department	113,135	230,037	276,105	99,623	277,475	100,400	100,400	0
Total Revenues	113,135	230,037	276,105	99,623	277,475	100,400	100,400	0
Expenditures								
Dept: 300 Police Department								
6110.000 Salaries-Regular Pay	994,058	855,015	855,015	885,672	855,015	1,000,895	936,373	
6111.000 Salaries-Overtime Pay	280,863	220,000	220,000	194,202	220,000	100,000	100,000	
6111.500 Overtime - Click it/Ticket it	0	0	0	0	0			
6112.000 Salaries-Extra Help	0	0	0	0	0			
6113.000 Salaries-Differentials	137,787	107,200	107,200	141,066	130,000	125,746	118,430	
6114.000 Workers Compensation Payment	0	0	0	0	0			
6120.000 Unemployment Insurance	2,250	0	0	0	0			
6130.000 Retirement - ICMA	0	0	0	0	0			
6131.000 Deferred Compensation Expense	16,268	56,720	56,720	0	20,000	59,770	59,770	
6132.000 Retirement - PERS	158,052	192,360	192,360	140,242	192,360	233,292	218,210	
6140.000 Life and Disability Insurance	8,030	11,235	11,235	9,137	11,235	16,920	16,920	
6150.000 Workers Comp Insurance	186,746	190,295	190,295	189,832	189,832	155,034	155,034	
6160.000 Social Security	87,648	90,440	90,440	77,445	90,440	93,836	88,342	
6170.000 Health and Dental Insurance	107,387	107,070	107,070	126,237	115,000	142,710	130,830	
6210.000 Special Departmental Expenses	34,555	15,000	15,000	21,794	21,000	44,500	44,500	
6211.000 Office Supplies	3,906	3,500	3,500	1,917	3,500	3,500	3,500	
6212.000 Maintenance Supplies	17,477	16,000	16,000	8,717	16,000	17,000	17,000	
6213.000 Oils and Lubricants	21,103	17,000	17,000	18,568	18,600	23,000	23,000	
6214.000 Vehicle Maintenance	0	0	0	0	0			

Attachment: Budget (1207 : FY 2018-2019 Recommended Budget)

BUDGET WORKSHEET

City Of Gonzales

Month: 5/31/2018	Prior Year Actual	Current Year			Estimated Total	(6) Dept Request	(7) CM Adjusted	(8) Council Adopt
		Original Budget	Amended Budget	Actual Thru May				
Fund: 100 - General Fund								
Expenditures								
Dept: 300 Police Department								
6220.000 Telephone	10,038	8,000	8,000	7,799	8,000	12,000	12,000	
6225.000 Utilities	15,701	18,000	18,000	3,396	18,000	17,000	17,000	
6230.000 Legal and Accounting	0	0	0	0	0			
6235.000 Engineering and Surveying	0	0	0	0	0			
6245.000 Other Contractual Services	327,651	311,239	311,239	117,873	311,239	367,000	367,000	
6250.000 Rental	0	0	0	0	0			
6255.000 Liability Insurance	62,260	55,900	55,900	43,372	55,900	44,581	44,581	
6260.000 Advertising	1,951	2,000	2,000	171	2,000	2,000	2,000	
6265.000 Printing	0	0	0	0	0			
6270.000 Transportation and Travel	0	1,000	1,000	0	1,000	1,000	1,000	
6275.000 Subscriptions and Training	9,404	15,000	15,000	9,337	15,000	15,000	15,000	
6540.000 Capital Outlay-Equipment	779	0	0	0	0			
6542.000 Equipment-Vehicles	120,164	0	45,000	38,640	39,000	61,000		
6543.000 Equipment-Furniture	0	0	0	0	0			
6544.000 Equipment-Computers	0	13,000	13,000	11,110	13,000	13,000	13,000	
6905.000 Transfers Out	88,578	119,487	119,487	59,744	119,487	120,002	120,002	
Police Department	2,692,656	2,425,461	2,470,461	2,106,271	2,465,608	2,668,786	2,503,492	0
Total Expenditures	2,692,656	2,425,461	2,470,461	2,106,271	2,465,608	2,668,786	2,503,492	0
General Fund	-2,579,521	-2,195,424	-2,194,356	-2,006,648	-2,188,133	-2,568,386	-2,403,092	0
Grand Total:	-2,579,521	-2,195,424	-2,194,356	-2,006,648	-2,188,133	-2,568,386	-2,403,092	0

Attachment: Budget (1207 : FY 2018-2019 Recommended Budget)

Fire Department Budget Narrative for FY 2018-2019 Budget Unit 310

DEPARTMENTAL MISSION

The Gonzales Fire Department is committed to providing fire prevention and suppression to the residents of our City and Rural Fire District in a friendly, cost-effective manner to insure the safety of our residents and businesses. The Department continues to work collaboratively with other public safety agencies to maintain the highest quality of service and serve those in our diverse community.

ACCOMPLISHMENTS FOR FY 2017-2018

- Provided public safety services to our residents in a safe and effective manner.
- Increased volunteer staff to 16 members and one career Deputy Fire Chief/Fire Marshal, as well as added two more career Fire Engineer positions for a total of three.
- Expanded a Volunteer Firefighter shift program to improve station coverage.
- Continued the training program to better prepare Volunteer Firefighters towards Firefighter 1 Certification, and Emergency Medical Technician (EMT) Certification.
- Continued fire prevention/business inspection, and residential rental inspection programs.
- Expanded community outreach with events and fire safety and prevention activities for youth.

DEPARTMENTAL GOALS FOR FY 2018-2019

- Continue to search out grant opportunities to assist the City with maintaining and replacing Fire Department equipment.
- Work towards maintaining the Volunteer Firefighting force at 16 members.
- Continue to work collaboratively with other public safety agencies to ensure that the residents of our City are receiving the best public safety services available, such as the Auto-Aid Agreements.
- Continue instruction in CPR, First Aid, and disaster preparedness to our residents and businesses to ensure Gonzales is prepared for an emergency by creating a Community Emergency Response Team (CERT).
- Continue to expand the Volunteer Firefighter shift program in an effort to provide 24-hour a day coverage with two personnel.
- Continue to perform all duties of the Fire Marshal including business inspections, fire investigations, and increase inspections of rental housing units.
- Continue to train Firefighters towards Firefighter 1 and EMT Certification.

FY 2018-2019 RECOMMENDED BUDGET

The Department's FY 2018-2019 Recommended Budget represents an overall increase of \$102,930 or 21% in expenditures, and \$11,200 or 4.4% in revenues, when compared to the FY 2017-2018 Approved Budget. As a result, the Requested Net Cost is increased by \$91,730.

Revenues

The Department operates on funds obtained from General Fund, the Gonzales Rural Fire Protection District (GRFPD), Special EMS Assessments, and other grants. The reason for the increase is mainly due to property tax proceeds from the GRFPD. The City will also see approximately \$6,500 in funding from CSA-74 monies that are collected by the County to provide medical supplies, training, and equipment.

Personnel

The reason for the increase is full year funding for the Fire Engineer added the prior year, and the additional full time Fire Engineer effective January 1, 2018. This additional Fire Engineer was necessary due to the increase in Department call volume, and the decrease in the amount of time our Volunteer Firefighters can put in to shift coverage. In addition, the budget reflects transitioning the Deputy Fire Chief to Fire Chief status, and amending the Classification Plan to reflect this new position.

This transition is needed because the professional side of the Department has significantly grown over the last couple of years, and the requirements and nature of overseeing a Fire Department, has gotten more complex. In addition, a designated Fire Chief is needed to represent the City with the Federal and State level, and other agencies. Not having a Fire Chief, would over the long run, disadvantages the City.

Services and Supplies

Services and supplies object codes are essentially unchanged.

Capital Projects/Fixed Assets

The Department, in trying to maintain the City's policy on fiscal responsibility, has scheduled no capital projects or fixed assets purchases (over \$1,000) during the FY 2018-2019 Recommended Budget.

MAJOR POLICY CONSIDERATIONS

While the City continues to use General Fund monies to support the Fire Department's efforts, the overall costs for fire protection in Gonzales is minimal compared to other jurisdictions. This is only accomplished through the efforts and dedication of the Officers and Volunteer Firefighters.

BUDGET WORKSHEET

City Of Gonzales

Month: 5/31/2018	Prior Year Actual	Current Year				(6) Dept Request	(7) CM Adjusted	(8) Council Adopt
		Original Budget	Amended Budget	Actual Thru May	Estimated Total			
Fund: 100 - General Fund								
Revenues								
Dept: 310 Fire Department								
5162.000 Special Assessment - EMS Svcs	9,179	10,000	11,000	11,893	11,893	11,000	11,000	
5351.000 Fire Plan Examination Fees	3,278	3,000	3,000	1,615	3,000	3,000	3,000	
5637.000 Grant Proceeds	0	0	0	0	0			
5673.000 EMS C5A 74	6,570	6,500	6,500	6,760	6,760	6,700	6,700	
5730.000 Rural Fire District	215,000	200,000	200,000	215,000	215,000	215,000	215,000	
5731.000 SAFER Grant	0	0	0	0	0			
5777.000 Fire Inspection Fees	7,391	5,000	5,000	2,157	5,000	5,000	5,000	
5821.000 Other Income - Reimbursements	20,455	25,000	25,000	16,452	25,000	20,000	20,000	
Fire Department	261,873	249,500	250,500	253,877	266,653	260,700	260,700	0
Total Revenues	261,873	249,500	250,500	253,877	266,653	260,700	260,700	0
Expenditures								
Dept: 310 Fire Department								
6110.000 Salaries-Regular Pay	194,119	168,025	228,025	222,497	228,025	256,042	256,042	
6110.200 Salaries-Vol. Fire	0	22,600	22,600	0	22,600	23,000	23,000	
6111.000 Salaries-Overtime Pay	3,909	1,000	1,000	12,882	12,500	15,000	15,000	
6112.000 Salaries-Extra Help	0	0	0	0	0			
6113.000 Salaries-Differentials	12,382	0	0	27,761	25,000	827	827	
6120.000 Unemployment Insurance	0	0	0	156	156			
6131.000 Deferred Compensation Expense	3,767	7,385	7,385	0	7,385	7,737	7,737	
6132.000 Retirement - PERS	16,048	34,025	34,025	18,540	34,025	50,195	50,195	
6140.000 Life and Disability Insurance	1,434	2,000	2,000	1,801	2,000	2,730	2,730	
6150.000 Workers Comp Insurance	19,875	20,255	20,255	20,206	20,206	16,502	16,502	
6160.000 Social Security	15,805	14,660	14,660	19,389	18,000	27,314	27,314	
6170.000 Health and Dental Insurance	27,999	35,640	35,640	28,155	35,640	23,760	23,760	
6210.000 Special Departmental Expenses	43,645	30,000	30,000	49,034	40,500	30,000	30,000	
6211.000 Office Supplies	0	100	100	48	100	100	100	
6212.000 Maintenance Supplies	1,979	2,500	2,500	4,528	4,500	3,000	3,000	
6213.000 Oils and Lubricants	4,312	5,000	5,000	6,322	5,500	5,000	5,000	
6214.000 Vehicle Maintenance	1,787	25,000	25,000	14,504	25,000	25,000	25,000	
6220.000 Telephone	0	0	0	0	0			
6225.000 Utilities	8,441	9,000	9,000	9,763	9,000	9,000	9,000	
6245.000 Other Contractual Services	14,720	15,000	20,000	25,391	24,000	25,000	25,000	
6250.000 Rental	0	0	0	0	0			
6255.000 Liability Insurance	84,129	85,810	85,810	70,160	70,160	68,434	68,434	
6260.000 Advertising	0	0	0	380	380			
6275.000 Subscriptions and Training	0	1,000	2,000	3,947	3,700	5,000	5,000	

Attachment: Budget (1207 : FY 2018-2019 Recommended Budget)

BUDGET WORKSHEET

City Of Gonzales

Month: 5/31/2018	Prior Year Actual	Current Year				(6) Dept Request	(7) CM Adjusted	(8) Council Adopt
		Original Budget	Amended Budget	Actual Thru May	Estimated Total			
Fund: 100 - General Fund								
Expenditures								
Dept: 310 Fire Department								
6542.000 Equipment-Vehicles	11,711	11,711	11,711	0	11,711			
6543.000 Equipment-Furniture	0	0	0	0	0			
6544.000 Equipment-Computers	0	0	0	0	0			
Fire Department	466,062	490,711	556,711	535,464	600,088	593,641	593,641	0
Total Expenditures	466,062	490,711	556,711	535,464	600,088	593,641	593,641	0
General Fund	-204,189	-241,211	-306,211	-281,587	-333,435	-332,941	-332,941	0
Grand Total:	-204,189	-241,211	-306,211	-281,587	-333,435	-332,941	-332,941	0

Attachment: Budget (1207 : FY 2018-2019 Recommended Budget)

**Building Regulation Department
Budget Narrative for FY 2018-2019
Budget Unit 320**

DEPARTMENTAL MISSION

The Building Department supports the Vision and Mission of the City by providing excellent service in a friendly, cost-effective manner to ensure the community's safety is sustainable.

DEPARTMENTAL PROGRAMS

- Construction Inspections is the primary function of this Department.
- Plan reviews for Building Code compliance.
- Maintain permit issuance and fee collection system.
- Maintain Construction Demolition Debris Diversion Program.
- Maintain Gonzales' Employee Housing Program.
- Assist with the Code Enforcement Program through site inspections.
- Maintain the Abandoned and Distressed Residential Property Program.
- Assist in monitoring pre and post construction Storm Water Runoff Programs.
- Coordinate efforts with other Departments.
- Maintain the Safety Assessment Program to assess disaster damage when needed.

ACCOMPLISHMENTS FOR FY 2017-2018

- Completed building inspections for all projects.
- Completed plan reviews for all projects.
- Issued permit and collected fees appropriate for construction projects.
- Maintained Construction Demolition Debris Diversion Program.
- Complied with Employee Housing Program monitoring, and reporting requirements.
- Investigated Code Enforcement complaints.
- Maintained the Abandoned and Distressed Residential Property Program.
- Coordinated construction inspections, and enforcement efforts with other Departments.
- Obtained Council approval for a new building permit software system.

DEPARTMENTAL GOALS FOR FY 2018-2019

- Inspect all construction projects.
- Review all plans for Building Code compliance.
- Issue construction permits.
- Collect and properly account for permit fees.
- Monitor and report Construction Demolition Debris Diversion.
- Monitor Building Code compliance.

- Monitor, inspect, and report Gonzales' Employee Housing Program in compliance with State Codes.
- Collect, handle appropriately, and report any employee housing complaints.
- Assist with the Code Enforcement Inspections and enforcement.
- Inspect, account for, and report abandoned and distressed residential property as needed.
- Assist in monitoring pre and post construction Storm Water Runoff Programs.
- Coordinate all efforts with other Departments.
- Participate as part of Gonzales' emergency planning, preparedness, and response team.
- Implement the new computer software to track Building and Planning Projects.
- Maintain up to date knowledge of changing Building Codes.

FY 2018-2019 RECOMMENDED BUDGET

The Department's FY 2018-2019 Recommended Budget represents an overall decrease of (\$8,405) or (14%) in expenditures, and an increase of \$75,870 or 86% in revenues when compared to the FY 2017-2018 Approved Budget. As a result, the Requested Net Cost is decreased by (\$84,275).

Revenues

This budget revenue is solely based upon anticipated building activity.

Expenditures

Expenditures in this department are mostly associated with services provided by an outside consulting firm for building inspections and plan check, which services are necessary in the absence of a City employed Building Inspector. The computer program that tracks permits is proposed for replacement.

Personnel

Administrative support for this Department is shared with other Departments.

Capital Projects / Fixed Assets

No capital projects or fixed assets are reflected in the budget.

MAJOR POLICY CONSIDERATIONS

There are no major policy considerations reflected in this budget.

BUDGET WORKSHEET

City Of Gonzales

Month: 5/31/2018	Prior Year Actual	Current Year			Estimated Total	(6) Dept Request	(7) CM Adjusted	(8) Council Adopt
		Original Budget	Amended Budget	Actual Thru May				
Fund: 100 - General Fund								
Revenues								
Dept: 320 Building Regulations								
5242.000 ADA - DSA SB 1186 FEES	206	250	250	72	250	250	250	
5329.000 Bldg Standards Admin Fee	220	250	750	779	750	750	750	
5330.000 Building Permits	8,002	4,000	70,000	73,499	70,000	50,000	50,000	
5331.000 Fire Permit Fees	0	0	0	0	0			
5332.000 SMP Fee	737	700	5,000	4,726	5,000	4,000	4,000	
5333.000 System Automation Fee	3,957	4,000	8,000	8,409	8,109	5,000	5,000	
5334.000 Deconstruction, Demolition & Co	6,791	5,500	5,500	4,634	5,500	5,000	5,000	
5345.000 Building Occupancy Fee	159	480	480	218	480	250	250	
5348.000 Employee Housing Fee (PTO)	9,491	4,000	4,000	3,938	4,000	4,000	4,000	
5350.000 Bldg/Elec/Plumb Permits	33,153	35,000	47,000	47,172	47,000	45,000	45,000	
5351.000 Fire Plan Examination Fees	0	0	0	0	0			
5360.000 Building Inspections	6,768	12,000	12,000	9,780	12,000	12,000	12,000	
5365.000 Document Storage Fee	853	1,000	1,000	664	1,000	500	500	
5640.000 County Housing in Lieu Tax	0	0	0	0	0			
5711.000 Plan Check Fees	18,293	20,000	20,000	52,879	49,692	35,000	35,000	
5714.000 Training Fees - Building	1,246	1,200	1,200	4,615	5,000	2,500	2,500	
5777.000 Fire Inspection Fees	0	0	0	0	0			
Building Regulations	89,876	88,380	175,180	211,385	208,781	164,250	164,250	0
Total Revenues	89,876	88,380	175,180	211,385	208,781	164,250	164,250	0
Expenditures								
Dept: 320 Building Regulations								
6110.000 Salaries-Regular Pay	0	19,511	19,511	0	0	16,543	16,543	
6111.000 Salaries-Overtime Pay	0	0	0	0	0			
6113.000 Salaries-Differentials	0	976	976	0	0	827	827	
6131.000 Deferred Compensation Expense	0	0	0	0	0			
6132.000 Retirement - PERS	9,358	2,864	2,864	0	0	3,127	3,127	
6140.000 Life and Disability Insurance	96	325	325	0	0	282	282	
6150.000 Workers Comp Insurance	1,054	1,075	1,075	1,072	1,072	876	876	
6160.000 Social Security	1,410	1,667	1,667	0	0	1,329	1,329	
6170.000 Health and Dental Insurance	93	14,850	14,850	93	93	2,970	2,970	
6210.000 Special Departmental Expenses	2,144	2,000	2,000	318	2,000	1,000	1,000	
6211.000 Office Supplies	358	250	250	39	250	250	250	
6212.000 Maintenance Supplies	0	0	0	0	0			
6213.000 Oils and Lubricants	0	0	0	0	0			
6220.000 Telephone	0	0	0	0	0			
6245.000 Other Contractual Services	19,079	16,000	89,000	43,852	89,000	25,000	25,000	

Attachment: Budget (1207 : FY 2018-2019 Recommended Budget)

BUDGET WORKSHEET

City Of Gonzales

Month: 5/31/2018	Prior	Current Year			(6)	(7)	(8)	
	Year	Original	Amended	Actual Thru	Estimated	Dept Request	CM Adjusted	Council Adopt
	Actual	Budget	Budget	May	Total			
Fund: 100 - General Fund								
Expenditures								
Dept: 320 Building Regulations								
6255.000 Liability Insurance	438	450	450	327	450	359	359	
6260.000 Advertising	120	150	150	0	150	150	150	
6265.000 Printing	0	0	0	0	0			
6275.000 Subscriptions and Training	0	1,500	1,500	0	500	500	500	
6530.000 Capital Outlay-Improvements	0	0	0	0	0			
Building Regulations	34,150	61,618	134,618	45,701	93,515	53,213	53,213	0
Total Expenditures	34,150	61,618	134,618	45,701	93,515	53,213	53,213	0
General Fund	55,726	26,762	40,562	165,684	115,266	111,037	111,037	0
Grand Total:	55,726	26,762	40,562	165,684	115,266	111,037	111,037	0

Attachment: Budget (1207 : FY 2018-2019 Recommended Budget)

Public Works Department Budget Narrative for FY 2018-2019 Budget Unit 400

DEPARTMENTAL MISSION

The Mission of the Public Works Department is to support the City's Vision by enhancing the quality of life of our residents through safe, courteous, and respectful service. Part of this Department's charge is planning for the future to ensure Gonzales will continue to receive utilities, and other services when needed.

DEPARTMENTAL PROGRAMS

The Public Works Department is responsible for the operation and maintenance of the following functions:

- Management of and coordination with the Contract City Engineer
- Utility billing
- Street maintenance
- Parks maintenance
- Building maintenance
- Automotive and equipment maintenance
- Operation and maintenance of the community pool
- Special events support
- Municipal water system
- Wastewater system
- Capital improvements projects
- Issuance and tracking encroachment permits
- Water cross-connection program
- Backflow device registration and annual testing
- Project review and plan check
- Stormwater programs
- Non-point source pollution prevention program
- Emergency utility response
- Water leak detection
- Underground utility marking for construction projects
- Percolation pond maintenance
- Graffiti abatement
- Manage mosquito abatement
- Manage hazardous materials program
- Budget management for various funds
- Management of 13 assessment districts

ACCOMPLISHMENTS FOR FY 2017-2018

- Maintained operational efficiency within approved budgets.
- Coordinated efforts of and with the City Engineer.
- Managed and maintained the City street system that included pothole repairs as needed.
- Managed the street striping program.
- Mowed and maintained parks in all sections of the community.
- Managed a contract landscaping firm for assessment districts.
- Maintained all City-owned buildings in an efficient manner.
- Provided operational support services for all City functions, including automotive fleet.
- Coordinated pool operation and maintenance.
- Provided support for all community special events as requested.
- Managed and maintained the City's water production and distribution systems.
- Coordinated the utility billing process including turn-on/off for monthly billing.
- Managed and maintained the City's wastewater treatment and collection systems.
- Managed a contract for licensed wastewater plant operator.
- Trained internal staff for various certifications.
- Managed and maintained six (6) wastewater lift stations.
- Managed a fats, oil, and grease program to minimize damage to the wastewater collection system and prevent pollution.
- Maintained a cross connection program to ensure the safety of the water system and users of the system.
- Issued and monitored encroachment permits for projects in the public right-of-way.
- Participated in plan review and project development with other departments.
- Provided general maintenance services for City-owned facilities.
- Marked all underground utilities as requested for public safety.
- Maintained percolation ponds.
- Mitigated graffiti as soon as possible.
- Coordinated stormwater program with the assistance of the City Engineer.
- Managed a mosquito abatement program.
- Planned the replacement of the Meyer Park restroom.
- Managed over 20 budget funds.

DEPARTMENTAL GOALS FOR FY 2018-2019

- Continue to provide excellent services which enhance the quality of life in Gonzales for residents, businesses, and employees. These services will be provided considering the environment, safety, courtesy, integrity, and respect.
- Provide utility services without interruption in a cost-effective manner.
- Update the Public Works Standards and Specifications.
- Continue to provide operational support services to all departments.

- Maintain programs as cost-effectively and sustainably as possible within approved budgets.
- Provide public works staff development.
- Have at least one licensed person on staff to operate the wastewater treatment plant.
- Pursue the use of technology whenever possible to help offset the increasing demand for services.
- Improve the mosquito abatement program effectiveness by increasing coordination with the Mosquito Abatement District.

FY 2018-2019 RECOMMENDED BUDGET

This Department’s FY 2018-2019 Recommended Budget represents an overall increase of \$10,232 or 8.1% in expenditures, when compared to the FY 2017-2018 Approved Budget. As a result, the Requested Net Cost is increased by \$10,232.

Personnel

The Public Works Department operates with the Public Works Supervisor position vacant, two Public Works Lead Workers, Maintenance Workers, and Mechanic. The department is finally fully staffed less the supervisor position. Personnel expenses are shared with utilities and assessment districts. The reason for the change in expenditures is due to increase in personnel costs as a result of adding part of the Interim Public Works Director contract.

Services and Supplies

This budget reflects funding for:

- Safety supplies and training
- Employee uniform services
- Staff training costs to achieve and maintain certification in several areas
- Annual service contracts including City Engineer

Capital Projects/Fixed Assets

There are no capital projects, and/or fixed assets reflected in this budget.

MAJOR POLICY CONSIDERATIONS

The recruitment process for the Public Works Director will occur early in the fiscal year, and consideration will be given to hire the Public Works Supervisor position currently unfilled and unfunded.

BUDGET WORKSHEET

City Of Gonzales

Month: 5/31/2018	Prior Year Actual	Current Year				(6) Dept Request	(7) CM Adjusted	(8) Council Adopt
		Original Budget	Amended Budget	Actual Thru May	Estimated Total			
Fund: 100 - General Fund								
Revenues								
Dept: 400 Public Works								
5821.000 Other Income - Reimbursements	0	0	0	8,000	8,000	5,000	5,000	
5905.000 Transfer from Sewer	0	0	0	0	0			
5915.000 Transfer from Street	0	0	0	0	0			
Public Works	0	0	0	8,000	8,000	5,000	5,000	0
Total Revenues	0	0	0	8,000	8,000	5,000	5,000	0
Expenditures								
Dept: 400 Public Works								
6110.000 Salaries-Regular Pay	91,896	41,595	41,595	45,872	41,595	42,915	42,915	
6111.000 Salaries-Overtime Pay	5,598	640	640	2,669	2,500	640	640	
6112.000 Salaries-Extra Help	0	0	0	0	0			
6113.000 Salaries-Differentials	12,231	2,049	2,049	25,086	2,049	2,032	2,032	
6120.000 Unemployment Insurance	0	0	0	0	0			
6131.000 Deferred Compensation Expense	127	2,000	2,000	0	2,000	1,956	1,956	
6132.000 Retirement - PERS	10,987	8,440	8,440	3,171	8,440	8,090	8,090	
6140.000 Life and Disability Insurance	807	675	675	700	675	718	718	
6150.000 Workers Comp Insurance	1,454	1,480	1,480	1,476	1,480	1,206	1,206	
6160.000 Social Security	8,119	3,390	3,390	5,642	5,200	3,487	3,487	
6170.000 Health and Dental Insurance	14,222	10,600	10,600	14,612	14,000	10,603	10,603	
6210.000 Special Departmental Expenses	3,248	4,500	4,500	4,555	4,500	4,500	4,500	
6211.000 Office Supplies	436	450	450	251	450	450	450	
6212.000 Maintenance Supplies	1,306	2,000	2,000	3,696	3,700	3,000	3,000	
6213.000 Oils and Lubricants	3,092	3,500	3,500	1,517	3,500	3,500	3,500	
6220.000 Telephone	0	0	0	0	0			
6235.000 Engineering and Surveying	36,710	25,000	25,000	6,440	25,000	20,000	20,000	
6245.000 Other Contractual Services	4,712	4,500	4,500	16,645	16,300	50,000	20,000	
6255.000 Liability Insurance	12,330	12,575	12,575	9,142	9,142	10,029	10,029	
6270.000 Transportation and Travel	0	0	0	0	0			
6275.000 Subscriptions and Training	317	2,000	2,000	622	2,000	6,275	2,500	
6544.000 Equipment-Computers	0	0	0	0	0			
Public Works	207,592	125,394	125,394	142,096	142,531	169,401	135,626	0
Total Expenditures	207,592	125,394	125,394	142,096	142,531	169,401	135,626	0
General Fund	-207,592	-125,394	-125,394	-134,096	-134,531	-164,401	-130,626	0
Grand Total:	-207,592	-125,394	-125,394	-134,096	-134,531	-164,401	-130,626	0

Attachment: Budget (1207 : FY 2018-2019 Recommended Budget)

Parks
Budget Narrative for FY 2018-2019
Budget Unit 500

DEPARTMENTAL MISSION

The parks budget unit of the general fund supports the Vision of the City by enhancing the quality of life for Gonzales residents and visitors, through quality places for public gatherings and private family events. These public places are kept safe and clean through courteous and respectful service from a dedicated staff.

DEPARTMENTAL PROGRAMS

- Maintain City parks and open space.
- Provide support for all special events.

ACCOMPLISHMENTS FOR FY 2017-2018

- Supported many special events.
- Maintained parks.
- Mitigated graffiti and vandalism as soon as possible.

DEPARTMENTAL GOALS FOR FY 2018-2019

- Provide safe, clean, and pleasant parks and open spaces.
- Ensure park improvements are adequately maintained.
- Monitor landscaping contract.
- Improve tree trimming.
- Replace a number of trees in Central Park.

FY 2018-2019 RECOMMENDED BUDGET

This Department's FY 2018-2019 Recommended Budget represents a decrease of (\$55,997) or (33%) in expenditures, when compared to the FY 2017-2018 Approved Budget. As a result, the Requested Net Cost is decreased by (\$55,997).

Personnel

Personnel costs reflect the Public Works employees that maintain parks. There are no proposed significant changes.

Services & Supplies

This budget unit covers maintenance supplies and utilities for parks. There are no proposed significant changes.

Capital Projects/Fixed Assets

The reason for the decrease is due to no fixed assets.

MAJOR POLICY CONSIDERATIONS

Considerations are for the City of Gonzales to form a Parks and Recreation District to meet future funding challenges, and funding a Central Park Tree Management Program.

In addition, funding for a Tree Replacement Program needs to be provided as soon as feasible. Funding for this program was recommended and being considered by the Transaction and Use Tax Advisory Committee.

BUDGET WORKSHEET

City Of Gonzales

Month: 5/31/2018	Prior Year Actual	Current Year			(6) Dept Request	(7) CM Adjusted	(8) Council Adopt
		Original Budget	Amended Budget	Actual Thru May			
Fund: 100 - General Fund							
Expenditures							
Dept: 500 Parks							
6110.000 Salaries-Regular Pay	41,350	55,883	40,000	26,414	40,000	47,434	47,434
6110.100 Salaries-Hourly Pay	0	0	12,000	10,180	12,000		
6111.000 Salaries-Overtime Pay	1,636	1,200	1,200	0	1,200	1,200	1,200
6112.000 Salaries-Extra Help	0	0	0	0	0		
6113.000 Salaries-Differentials	1,241	2,585	2,585	3,394	2,585	2,590	2,590
6120.000 Unemployment Insurance	0	0	0	0	0		
6131.000 Deferred Compensation Expense	1,098	2,164	2,164	0	2,164		
6132.000 Retirement - PERS	10,234	11,253	11,253	2,553	11,253	9,220	9,220
6140.000 Life and Disability Insurance	224	911	911	375	911	790	790
6150.000 Workers Comp Insurance	1,483	1,510	1,510	1,506	1,506	1,230	1,230
6160.000 Social Security	3,435	4,565	4,565	3,063	4,565	3,919	3,919
6170.000 Health and Dental Insurance	19,112	9,504	9,504	4,322	9,504	9,504	9,504
6210.000 Special Departmental Expenses	6,145	12,000	12,000	5,987	12,000	10,000	10,000
6211.000 Office Supplies	0	0	0	0	0		
6212.000 Maintenance Supplies	3,182	4,000	4,000	3,722	4,000	4,000	4,000
6213.000 Oils and Lubricants	690	2,000	2,000	1,712	2,000	2,000	2,000
6220.000 Telephone	0	0	0	0	0		
6225.000 Utilities	13,665	10,000	10,000	10,625	10,000	10,000	10,000
6235.000 Engineering and Surveying	75,034	7,500	7,500	0	7,500	7,500	7,500
6245.000 Other Contractual Services	40,063	5,000	5,000	22,865	23,000	5,000	5,000
6255.000 Liability Insurance	1,496	1,525	1,525	1,109	1,109	1,216	1,216
6270.000 Transportation and Travel	0	0	0	0	0		
6275.000 Subscriptions and Training	0	0	0	0	0		
6530.000 Capital Outlay-Improvements	177,963	40,000	40,000	3,899	10,000	28,000	
6544.000 Equipment-Computers	0	0	0	0	0		
Parks	398,051	171,600	167,717	101,726	155,297	143,603	115,603
Total Expenditures	398,051	171,600	167,717	101,726	155,297	143,603	115,603
General Fund	-398,051	-171,600	-167,717	-101,726	-155,297	-143,603	-115,603
Grand Total:	-398,051	-171,600	-167,717	-101,726	-155,297	-143,603	-115,603

Attachment: Budget (1207 : FY 2018-2019 Recommended Budget)

**Recreation Services
Budget Narrative for FY 2018-2019
Budget Unit 510**

DEPARTMENTAL MISSION

The Recreation Department supports the Vision and Mission of the City by meeting the recreational needs and desires of the residents of Gonzales by developing, implementing, and maintaining quality programs, services, and facilities which are cost effective, creative, and responsive to resident input.

DEPARTMENTAL PROGRAM

This budget reflects all the expenditures and revenues for the City's recreational programming. It reflects youth sports, adult sports, environmental education, preschool, and teen programming.

ACCOMPLISHMENTS FOR FY 2017-2018

- Worked with several outside agencies to continue City-wide special events, including the 4th of July, Cinco de Mayo, Holiday Lights, Health and Safety Fair, and Dia del Niño.
- Collaborated with the Gonzales Unified School District to provide the ASES funded After School Program with the goal of meeting required numbers to maintain funding levels. The program served 198 youth for the length of the school year.
- Implemented a K-8 Summer Day Camp program that served an average of 80 youth per week for 8 weeks.
- Implemented a successful Summer Day Camp Internship Program that served 17 teens.
- Increased the number of staff hired for the Summer Day Camp Program and the Collaborative After School Program.
- Implemented school break Day Camps to fill the gap in quality daycare during non-school times.
- Added senior fitness classes to the summer recreational offerings.
- Increased Pre-school age recreational activities.
- Increased teenage recreational activity offerings.

DEPARTMENTAL GOALS FOR FY 2018-2019

- Provide a wide range of recreational activities to citizens of all ages.
- Work to increase and diversify the participants in all programs.
- Work to find additional funding sources and grants for recreation.

- Increase collaboration and partnerships with the various community groups to enhance programming.
- Partner with other non-profits to enhance or supplant programs to reduce, and/or control costs.
- Increase opportunities for senior citizens, preschool, and teen groups.
- Increase collaboration with outside agencies to expand programing.
- Expand adult recreational sports programing.

FY 2018-2019 RECOMMENDED BUDGET

The Department’s FY 2018-2019 Recommended Budget represents an overall decrease of (\$4,755) or (2%) in expenditures, and an increase of \$20,260 or 17% in revenues, when compared to the FY 2017-2018 Approved Budget. As a result, the Requested Net Cost is decreased by (\$25,015).

Revenues

The reason for the increase is due to the expected increase from enhanced recreational programs.

Personnel

The change in this category is derived by staff for the Summer Day Camp Program.

Services and Supplies

Services and supplies reflect an increase to provide for increased numbers for the Summer Camp, as well as the minimum wage increase that took place January 1, 2018.

Capital Projects/Fixed Assets

There are no capital projects or fixed assets reflected in this budget.

MAJOR POLICY CONSIDERATIONS

There are no major policy considerations at this time. However, staff is evaluating the need and financial considerations to recommend a Sports and Senior Programing Coordinator. The position would be needed to keep up with, and staff recreational programing as we start implementing more programs for seniors. Some funding for this new position has been recommended to, and is under consideration by the Transaction and Use Tax (TUT) Advisory Committee. Should this project be recommended by the TUT Advisory Committee, it will be brought back to the Council for consideration.

BUDGET WORKSHEET

City Of Gonzales

Month: 5/31/2018	Prior Year Actual	Current Year				(6) Dept Request	(7) CM Adjusted	(8) Council Adopt
		Original Budget	Amended Budget	Actual Thru May	Estimated Total			
Fund: 100 - General Fund								
Revenues								
Dept: 510 Recreation Services								
5637.000 Grant Proceeds	0	0	0	0	0			
5740.000 Recreation Fees	156,672	120,000	120,000	150,202	140,000	140,000	140,000	
5820.000 Other Income - Misc Payments	78,960	0	0	260	0	260	260	
5829.000 Summer Recreation Sponsorships	40	0	0	0	0			
5832.000 Foundation 4 Youth Grant	0	0	0	0	0			
5950.000 Transfer from CDBG (Non Pgm)	0	0	0	0	0			
Recreation Services	235,672	120,000	120,000	150,462	140,000	140,260	140,260	0
Total Revenues	235,672	120,000	120,000	150,462	140,000	140,260	140,260	0
Expenditures								
Dept: 510 Recreation Services								
6110.000 Salaries-Regular Pay	261,951	92,039	92,039	97,713	92,039	105,545	74,266	
6110.100 Salaries-Hourly Pay	0	10,000	10,000	36,441	36,000	36,000	36,000	
6111.000 Salaries-Overtime Pay	1,942	1,500	1,500	1,208	1,500			
6112.000 Salaries-Extra Help	0	6,000	6,000	0	0			
6113.000 Salaries-Differentials	661	0	0	0	0			
6120.000 Unemployment Insurance	0	0	0	0	0			
6131.000 Deferred Compensation Expense	0	0	0	0	0	2,294	2,294	
6132.000 Retirement - PERS	18,452	17,075	17,075	5,876	17,075	15,904	12,464	
6140.000 Life and Disability Insurance	1,017	1,278	1,278	1,052	1,278	1,684	1,684	
6150.000 Workers Comp Insurance	4,228	4,310	4,310	4,300	4,310	3,511	3,511	
6160.000 Social Security	18,902	8,085	8,085	10,017	9,400	10,828	8,435	
6170.000 Health and Dental Insurance	14,213	15,390	15,390	14,636	15,390	22,968	13,068	
6210.000 Special Departmental Expenses	77,653	81,000	81,000	63,802	81,000	81,000	81,000	
6211.000 Office Supplies	0	150	150	0	150	150	150	
6212.000 Maintenance Supplies	19,132	10,000	10,000	13,958	10,000	10,000	10,000	
6213.000 Oils and Lubricants	237	500	500	442	500	500	500	
6220.000 Telephone	278	0	0	219	300	200	200	
6225.000 Utilities	3,201	5,000	5,000	2,953	5,000	4,000	4,000	
6235.000 Engineering and Surveying	0	0	0	0	0			
6245.000 Other Contractual Services	2,258	2,500	2,500	1,265	2,500	2,500	2,500	
6255.000 Liability Insurance	0	0	0	0	0			
6265.000 Printing	0	0	0	0	0			
6270.000 Transportation and Travel	0	0	0	1,330	0			
6275.000 Subscriptions and Training	1,291	500	500	75	500	500	500	
6544.000 Equipment-Computers	0	0	0	0	0			
6905.000 Transfers Out	0	-30,000	-30,000	0	-30,000	-30,000	-30,000	

Attachment: Budget (1207 : FY 2018-2019 Recommended Budget)

BUDGET WORKSHEET

City Of Gonzales

Month: 5/31/2018	Prior Year Actual	Current Year				(6)	(7)	(8)
		Original Budget	Amended Budget	Actual Thru May	Estimated Total	Dept Request	CM Adjusted	Council Adopt
Fund: 100 - General Fund								
Expenditures								
Recreation Services	425,416	225,327	225,327	255,287	246,942	267,584	220,572	0
Total Expenditures	425,416	225,327	225,327	255,287	246,942	267,584	220,572	0
General Fund	-189,744	-105,327	-105,327	-104,825	-106,942	-127,324	-80,312	0
Grand Total:	-189,744	-105,327	-105,327	-104,825	-106,942	-127,324	-80,312	0

Attachment: Budget (1207 : FY 2018-2019 Recommended Budget)

**After School Program
Budget Narrative for FY 2018-2019
Budget Unit 511**

DEPARTMENTAL MISSION

The Recreation Department supports the Vision and Mission of the City by meeting the recreational needs and desires of the residents of Gonzales by developing, implementing, and maintaining quality programs, services, and facilities which are cost effective, creative, and responsive to resident input.

DEPARTMENTAL PROGRAM

This is the first year of this budget that was established to reflect all the expenditures and revenues for the After School Program, which started at the request of the school to provide recreational enrichment programming to La Gloria Elementary and Fairview Middle School after school.

ACCOMPLISHMENTS FOR FY 2017-2018

- Collaborated with the Gonzales Unified School District to provide the ASES funded After School Program with the goal of meeting required numbers to maintain funding levels. The program served 198 youth for the length of the school year.

DEPARTMENTAL GOALS FOR FY 2018-2019

- Increase the collaboration with the School to improve the After School Program for our youth.
- Increase participation by adding a paid track to the program.

FY 2018-2019 RECOMMENDED BUDGET

The Department's FY 2018-2019 Recommended Budget represents an increase of \$135,514 or 172% in expenditures, and \$91,040 or 115% in revenues, when compared to the FY 2017-2018 Approved Budget. As a result, the Requested Net Cost is increased by \$44,474.

Revenues

Revenues reflect the contribution from the GUSD to the City to provide the After School enrichment program.

Personnel

Salaries and benefits reflect the cost for the part-time staff needed to provide the program, as well as a portion of the Youth Coordinator.

Services and Supplies

There are no costs reflected in this category.

Capital Projects/Fixed Assets

There are no capital projects or fixed assets reflected in this budget.

MAJOR POLICY CONSIDERATIONS

There are no major policy considerations reflected in this budget.

BUDGET WORKSHEET

City Of Gonzales

Month: 5/31/2018	Prior Year Actual	Current Year				(6) Dept Request	(7) CM Adjusted	(8) Council Adopt
		Original Budget	Amended Budget	Actual Thru May	Estimated Total			
Fund: 100 - General Fund								
Revenues								
Dept: 511 After School Program								
5820.000 Other Income - Misc Payments	0	78,960	170,000	72,800	170,000	170,000	170,000	
After School Program	0	78,960	170,000	72,800	170,000	170,000	170,000	0
Total Revenues	0	78,960	170,000	72,800	170,000	170,000	170,000	0
Expenditures								
Dept: 511 After School Program								
6110.000 Salaries-Regular Pay	0	0	0	0	0	27,180	27,180	
6110.100 Salaries-Hourly Pay	0	101,200	107,586	75,303	168,000	160,000	160,000	
6111.000 Salaries-Overtime Pay	0	0	0	1,795	2,000			
6132.000 Retirement - PERS	0	0	0	88	0	2,990	2,990	
6140.000 Life and Disability Insurance	0	0	0	0	0	463	463	
6160.000 Social Security	0	7,760	7,760	5,930	7,760	14,931	14,931	
6170.000 Health and Dental Insurance	0	0	0	0	0	8,910	8,910	
6210.000 Special Departmental Expenses	0	0	30,000	14,820	30,000	30,000	30,000	
6905.000 Transfers Out	0	-30,000	-30,000	0	-30,000	-30,000	-30,000	
After School Program	0	78,960	115,346	97,936	177,760	214,474	214,474	0
Total Expenditures	0	78,960	115,346	97,936	177,760	214,474	214,474	0
General Fund	0	0	54,654	-25,136	-7,760	-44,474	-44,474	0
Grand Total:	0	0	54,654	-25,136	-7,760	-44,474	-44,474	0

Attachment: Budget (1207 : FY 2018-2019 Recommended Budget)

**City Aquatics
Budget Narrative for FY 2018-2019
Budget Unit 515**

DEPARTMENTAL MISSION

The Aquatics Program supports the Vision and Mission of the City by providing a safe environment for aquatic recreation, teach aquatic safety through swim lessons, and provide opportunities for Gonzales residents to enjoy aquatic recreation, and to manage fiscal resources responsibly.

DEPARTMENTAL PROGRAMS

This program provides all the expenditures for the operation and management of the City Aquatics (Pool) Program. It includes programs like open swim, swim team, movies at the pool, pool parties, and swim lessons.

ACCOMPLISHMENTS FOR FY 2017-2018

- Expanded the surrounding facility of the pool.
- Operated all season in a safe manner.
- Increased number of participants in Swim Lesson Programs.
- Collaborated with the Gonzales Unified School District to offer Water Safety instruction to Summer School Participants, as well as students in the Special Education Classes from Gonzales High School.
- Constructed a Solar Shade Structure that will provide for the electricity needs of the pool facility.

DEPARTMENTAL GOALS FOR FY 2018-2019

- Continue safe operations with no major injuries.
- Teach and practice safety as part of all activities.
- Successfully manage sustainable programs.

FY 2018-2019 RECOMMENDED BUDGET

The Department's FY 2018-2019 Recommended Budget represents an overall decrease of (\$23,638) or (27%) in expenditures, and an increase of \$5,000 or 11% in revenues, when compared to the FY 2017-2018 Approved Budget. As a result, the Requested Net Cost is decreased by (\$28,638).

Revenues

The modest increase in revenues is due to anticipated use.

Personnel

Staffing will be maintained while continuing to offer outstanding customer service.

Services and Supplies

The main reason for the decrease is that services and supplies will return to pre pool renovation budget levels, and no engineering work is anticipated.

Capital Projects/Fixed Assets

There are no capital projects or fixed assets reflected in this budget.

MAJOR POLICY CONSIDERATIONS

There are no major policy considerations at this time.

BUDGET WORKSHEET

City Of Gonzales

Month: 5/31/2018	Prior Year Actual	Current Year				(6) Dept Request	(7) CM Adjusted	(8) Council Adopt
		Original Budget	Amended Budget	Actual Thru May	Estimated Total			
Fund: 100 - General Fund								
Revenues								
Dept: 515 City Aquatics Program								
5741.000 Pool Revenue	55,464	45,000	45,000	23,122	45,000	50,000	50,000	
5830.000 Debt Proceeds	0	0	0	0	0			
City Aquatics Program	55,464	45,000	45,000	23,122	45,000	50,000	50,000	0
Total Revenues	55,464	45,000	45,000	23,122	45,000	50,000	50,000	0
Expenditures								
Dept: 515 City Aquatics Program								
6110.000 Salaries-Regular Pay	18,020	0	0	0	0			
6110.100 Salaries-Hourly Pay	0	25,000	25,000	30,264	30,500	30,500	30,500	
6111.000 Salaries-Overtime Pay	414	1,000	650	618	650			
6112.000 Salaries-Extra Help	0	0	0	0	0			
6120.000 Unemployment Insurance	0	0	0	0	0			
6150.000 Workers Comp Insurance	5,936	6,050	6,050	6,035	6,050	4,929	4,929	
6160.000 Social Security	2,665	1,915	1,915	2,362	2,400	2,333	2,333	
6210.000 Special Departmental Expenses	14,739	10,000	12,000	13,717	8,000			
6211.000 Office Supplies	0	0	0	0	0			
6212.000 Maintenance Supplies	4,712	6,000	6,000	5,764	6,000	7,000	7,000	
6220.000 Telephone	0	0	0	0	0			
6225.000 Utilities	11,834	14,000	14,000	11,709	14,000	14,000	14,000	
6235.000 Engineering and Surveying	16,809	15,000	15,000	230	1,000			
6245.000 Other Contractual Services	55,214	5,000	5,000	3,932	5,000	2,000	2,000	
6255.000 Liability Insurance	411	420	420	305	420	335	335	
6260.000 Advertising	64	100	100	0	100			
6275.000 Subscriptions and Training	0	750	750	100	750	2,500	2,500	
6530.000 Capital Outlay-Improvements	1,980	2,000	2,000	1,072	2,000			
6540.000 Capital Outlay-Equipment	4,751	0	0	0	0			
City Aquatics Program	137,549	87,235	88,885	76,108	76,870	63,597	63,597	0
Total Expenditures	137,549	87,235	88,885	76,108	76,870	63,597	63,597	0
General Fund	-82,085	-42,235	-43,885	-52,986	-31,870	-13,597	-13,597	0
Grand Total:	-82,085	-42,235	-43,885	-52,986	-31,870	-13,597	-13,597	0

Attachment: Budget (1207 : FY 2018-2019 Recommended Budget)

Youth Development and Leadership Initiative Budget Narrative for FY 2018-2019 Budget Unit 550

DEPARTMENTAL MISSION

The budget unit was created to keep track of some of the youth leadership programming and development underway.

DEPARTMENTAL PROGRAMS

The City of Gonzales has been coordinating with the Gonzales Unified School District (GUSD) and other Agencies, to implement positive change strategies for our youth. These efforts include the Gonzales Youth Council and the *Ensuring Gonzales Youth Achieve 21st Century Success* Initiative.

ACCOMPLISHMENTS FOR FY 2017-2018

- Continued work with the Youth Commissioners.
- The Gonzales Youth Council (GYC) took an active part in the formation of policy and program development. One of the successes was the adoption of a Social Hosting Ordinance by the City Council.
- Continued growing the *Ensuring Gonzales Youth Achieve 21st Century Success* Initiative.

DEPARTMENTAL GOALS FOR FY 2018-2019

The joint vision shared by the City Council and School Board includes:

- Continue working with the Youth Commissioners and GYC.
- Continue to develop and bring back specific ways to create learning expectations for students k-12 that will teach them how to engage with community partners and businesses, and give them the skills to become progressively more engaged in the community.
- Continue to develop and bring back specific ways to create concrete engagement with the community, private sector, higher education, and external agencies and non-profits.
- Continue nurturing and developing the working relationship and commitment to continue these efforts of collaboration, that focuses on what is best for our youth and our community, as our standard mode of operation.
- Work with the GYC to develop and construct a Youth Innovation Center.
- Continue taking a leadership position in South County as the lead agency on a contract with Sun Street Centers to continue to provide the “Road to Success” Youth Diversion Program.

FY 2018-2019 RECOMMENDED BUDGET

The Department's FY 2018-2019 Recommended Budget reflects expenditures of \$75,000. Since there was no activity initially included in the FY 2017-2018, a comparison to the prior year is not meaningful.

Revenues

There is no activity budgeted for FY 2018-2019.

Expenditures

Expenditures reflected in the budget are for (a) continued work on the Families Friends and Neighbors (FFN) project¹ (\$15,000); (b) the *Ensuring Gonzales Youth Achieve 21st Century Success* Initiative (\$20,000); and (c) the City's share of the contract with Sun Street Centers to continue to provide the "Road to Success" Youth Diversion Program (\$40,000).

MAJOR POLICY CONSIDERATIONS

Other than being the lead agency on the contract with Sun Street Centers, there are no major policy considerations reflected in this budget.

¹ The City received a \$17,000 grant from the United Way to enhance and develop the FFN per-kinder childcare, which is being carried over to this budget.

BUDGET WORKSHEET

City Of Gonzales

Month: 5/31/2018	Prior	Current Year			(6)	(7)	(8)	
	Year	Original	Amended	Actual Thru	Estimated	Dept Request	CM Adjusted	Council Adopt
	Actual	Budget	Budget	May	Total			
Fund: 100 - General Fund								
Revenues								
Dept: 550 Youth Development & Leadership								
5637.000 Grant Proceeds	0	0	17,100	17,100	17,100			
5821.000 Other Income - Reimbursements	10,877	0	0	0	0			
5970.000 Transfer from TUT 800	0	0	0	0	0			
Youth Development & Leadership	10,877	0	17,100	17,100	17,100	0	0	0
Total Revenues	10,877	0	17,100	17,100	17,100	0	0	0
Expenditures								
Dept: 550 Youth Development & Leadership								
6110.000 Salaries-Regular Pay	0	0	0	0	0			
6210.000 Special Departmental Expenses	2,395	0	17,100	1,138	17,100	15,000	15,000	
6245.000 Other Contractual Services	98,946	0	20,000	6,719	20,000	60,000	60,000	
Youth Development & Leadership	101,341	0	37,100	7,857	37,100	75,000	75,000	0
Total Expenditures	101,341	0	37,100	7,857	37,100	75,000	75,000	0
General Fund	-90,464	0	-20,000	9,243	-20,000	-75,000	-75,000	0
Grand Total:	-90,464	0	-20,000	9,243	-20,000	-75,000	-75,000	0

Attachment: Budget (1207 : FY 2018-2019 Recommended Budget)

Gonzales Quality of Life Temporary Tax Measure Budget Narrative for FY 2018-2019 Budget Unit 800

DEPARTMENTAL MISSION

This budget unit is administered by the City Manager’s Office whose Mission supports the Vision of the City by working to enhance the quality of life of our residents in an environment of safety, courtesy, integrity, and respect. This budget unit was created to keep track of the incoming revenue associated with the Measure ‘K’ Transaction and Use Tax, and monitor the associated expenditures, including the transfers out to other budget units and funds.

DEPARTMENTAL PROGRAMS

On November 4, 2014, 65 percent (65%) of Gonzales voters approved Measure ‘K’, enacting a one-half percent (0.5%) transactions and use tax. Revenue generated by the tax has provided the City with the financial flexibility to continue to move the City forward with a number of proactive and quality-of-life programs. The City’s authority to levy the tax expires on the tenth anniversary of the last day of the calendar quarter preceding the operative date.

ACCOMPLISHMENTS FOR FY 2017-2018

- Completed the list of services/programs and funding allocations recommended by the Measure ‘K’ Oversight Committee and approved by the City Council included:
 - Paying the debt service for the cost of the Community Pool Renovation - \$130,000.
 - Match funding for accessibility upgrades (ADA) to City Hall and the Council Chambers - \$50,000.
 - A Tot Lot Play Structure for Centennial Park - \$65,000.
 - Resurface tennis courts (split 50/50 with Gonzales Unified School District) - \$30,000.
 - Improvements/upgrades to Skate Park - \$75,000.
 - Youth Services/Development
 - Funding for a Youth Services Development Specialist - \$50,000
 - Funding for the Gonzales Youth 21 Century Success Initiative (GY21CSI), including: Kinder readiness, 3rd grade reading and writing proficiency and 8th grade math proficiency - \$30,000
 - Funding for the After School Education and Safety Program (A.S.E.S.) for Elementary & Middle Schools - \$30,000
 - Gonzales Day Camp - \$30,000
 - Community Participation Grants - \$20,000
 - Police Community, Business and Neighborhood Watch Program - \$5,000

DEPARTMENTAL GOALS FOR FY 2018-2019

- Due to staff absences and scheduling challenges, the Committee was not able to complete their review and deliberation process to come up with the list of services and programs, and funding allocations to recommend to the Council for approval. It is anticipated that this will be done by August, 2018 at which time, any necessary amendments to the FY 2018-2019 City Budget will be brought forward to the Council. Similar to the prior two years, once the list of services/programs and funding allocations recommended, are approved by the City Council, the goal will be to complete the list.

FY 2018-2019 RECOMMENDED BUDGET

The Department's FY 2018-2019 Recommended Budget represents an overall increase of \$45,000 or 12% in expenditures, and an increase of \$40,000 or 7.6% in revenues, when compared to the FY 2017-2018 Approved Budget. As a result, the Requested Net Cost is increased by \$5,000.

Revenues

Revenues reported in this budget unit are those associated with the proceeds collected from the one-half percent (0.5%) transactions and use tax. The increase is based on prior year activity and projections from the HdL Companies (City's sales tax consultants).

Expenditures

Expenditures in the budget unit represent the costs paid to the State Board of Equalization with regard to administration and oversight, and those programs and services funded by tax revenues that are recommended by the Measure 'K' Oversight Committee, and approved by the City Council.

Personnel

While the City Manager, Deputy City Manager/Community Development Director, and other Department Heads will participate in the completion of program tasks and duties, no salaries and benefits are allocated to this budget.

Services and Supplies

The budget reflects a mix of appropriations for the committee to utilize as part of their recommendations to the Council.

Fixed Assets

Similar to the services and supplies categories, the budget reflects a mix of appropriations for the committee to utilize as part of their recommendations to the Council.

MAJOR POLICY CONSIDERATIONS

The Measure 'K' Oversight Committee is appointed by the City Council to provide advisory recommendations on an annual spending plan for Measure 'K' revenues to the City Council. The City Council will consider the Committee's recommendations for the FY 2018-2019 Budget Year by the August 20, 2018 Council meeting.

BUDGET WORKSHEET

City Of Gonzales

Month: 5/31/2018	Prior Year Actual	Current Year				(6) Dept Request	(7) CM Adjusted	(8) Council Adopt
		Original Budget	Amended Budget	Actual Thru May	Estimated Total			
Fund: 100 - General Fund								
Revenues								
Dept: 800 TUT								
5211.000 Voter Approved Sales Tax	680,057	520,000	520,000	391,157	520,000	560,000	560,000	
5821.000 Other Income - Reimbursements	0	0	0	52	0			
TUT	680,057	520,000	520,000	391,209	520,000	560,000	560,000	0
Total Revenues	680,057	520,000	520,000	391,209	520,000	560,000	560,000	0
Expenditures								
Dept: 800 TUT								
6210.000 Special Departmental Expenses	0	5,000	5,000	0	5,000	15,000	15,000	
6245.000 Other Contractual Services	0	80,000	80,000	68,750	107,300	110,000	110,000	
6410.000 Comm Dev Grant Program	0	20,000	20,000	22,380	20,000	25,000	25,000	
6412.000 After School / Day Camp	0	60,000	60,000	0	60,000	90,000	90,000	
6530.000 Capital Outlay-Improvements	0	220,000	220,000	130,522	192,700	182,000	182,000	
6542.000 Equipment-Vehicles	0	0	0	0	0	8,000	8,000	
TUT	0	385,000	385,000	221,652	385,000	430,000	430,000	0
Total Expenditures	0	385,000	385,000	221,652	385,000	430,000	430,000	0
General Fund	680,057	135,000	135,000	169,557	135,000	130,000	130,000	0
Grand Total:	680,057	135,000	135,000	169,557	135,000	130,000	130,000	0

Attachment: Budget (1207 : FY 2018-2019 Recommended Budget)

**General Fund Debt Service
Budget Narrative for FY 2018-2019
Budget Unit 900**

DEPARTMENTAL MISSION

This is the budget unit that was set up to track the General Fund debt service payments. It currently reflects the General Fund debt service payments for the (a) Community Pool Renovation Project, and (b) Phase II of the Solar Project.

ACCOMPLISHMENTS FOR FY 2017-2018

- Made the debt service payment.
- Successfully completed and accepted the Community Pool Renovation Project.

DEPARTMENTAL GOALS FOR FY 2018-2019

- As needed, used this budget to track General Fund debt payments.

FY 2018-2019 RECOMMENDED BUDGET

The Department's FY 2018-2019 Recommended Budget reflects a decrease of (\$18,402) or (12.4%), when compared to the FY 2017-2018 Approved Budget. As a result, the Requested Net City Cost is decreased by (\$18,402).

Personnel

No costs are reflected in this area.

Services and Supplies

The only cost in this area is reflecting the appropriation for debt interest and principal for the Community Pool Renovation Project that is being covered by TUT revenues.

Transfer Out

The reason for the decrease is due to not reflecting a transfer out to cover the General Fund portion of the financing used for the Phase II of the Solar Project, because it is not needed due to the reserves in the Solar Fund.

Capital Projects/Fixed Assets

No costs are reflected in this area.

MAJOR POLICY CONSIDERATIONS

There are no major policy considerations reflected in this budget.

BUDGET WORKSHEET

City Of Gonzales

Month: 5/31/2018	Prior Year Actual	Current Year				(6) Dept Request	(7) CM Adjusted	(8) Council Adopt
		Original Budget	Amended Budget	Actual Thru May	Estimated Total			
Fund: 100 - General Fund								
Revenues								
Dept: 900 Debt Service								
5830.000 Debt Proceeds	0	0	0	0	0			
5935.000 Transfer from Gonzales SA	0	0	0	0	0			
Debt Service	0	0	0	0	0	0	0	0
Total Revenues	0	0	0	0	0	0	0	0
Expenditures								
Dept: 900 Debt Service								
6301.000 Bank Charges	0	0	0	15	0			
6610.000 Interest Expense	39,798	39,768	39,768	42,135	42,135	39,608	39,608	
6620.000 Principal Reduction	89,882	89,882	89,882	87,505	87,505	90,043	90,043	
6635.000 Bond Issuance Costs	0	0	0	0	0			
6905.000 Transfers Out	18,403	18,403	18,403	9,202	9,202	18,403		
6935.000 Transfer to RDA	0	0	0	0	0			
Debt Service	148,083	148,053	148,053	138,857	138,842	148,054	129,651	0
Total Expenditures	148,083	148,053	148,053	138,857	138,842	148,054	129,651	0
General Fund	-148,083	-148,053	-148,053	-138,857	-138,842	-148,054	-129,651	0
Grand Total:	-148,083	-148,053	-148,053	-138,857	-138,842	-148,054	-129,651	0

Attachment: Budget (1207 : FY 2018-2019 Recommended Budget)

Community Development Budget Narrative for FY 2018-2019 Budget Fund 120

DEPARTMENTAL MISSION

The Community Development Fund addresses a range of projects of general benefit to the community that are supported by the Small Cities Community Development Block Grant (CDBG) Program, the HOME Program, and other public grant sources. Projects include development of affordable housing, rehabilitation of housing, and other housing related activities. Projects may also include development of public infrastructure and improvements such as streets, paving, sidewalks, and similar facilities of benefit to lower income members of the community.

Fund 120 sets forth revenues secured by approved grants from the Community Development Block Grant (CDBG) and other sources, and Program Income received from repayment of previous loans. The expenditure portion of Fund 120 identifies the expected dispersal of these funds to City departments, and consultants assisting the City.

ACCOMPLISHMENTS FOR FY 2017-2018

- Coordinated with the City's Economic Development Committee on the implementation of several action items included in the City's Economic Development Strategy and Action Plan for business retention, development, and attraction; including:
 - Contacted site selectors with regard to locating a Travel Center/Truck Stop within the City.
 - Developed and obtained Council approval on an Agreement with CHISPA to develop and construct an affordable multi-family housing project within the City.
 - Obtained a competitive low interest loan from the Monterey Bay Housing Trust for pre-development "soft" cost for the CHISPA multi-family housing project.
 - Continued working on siting a fast food restaurant within the City's Highway Commercial Zone with a restaurant franchisee.
 - Continued discussions on siting a motel and associated sit-down restaurant within the City's Highway Commercial Zone with property owners and commercial brokers.
 - Assisted a local business owner in obtaining the resources and assistance to help with the promotion and marketing of the business.

- Continued proactive monitoring of the internet website of the State of California Housing and Community Development Department for notification of funding availability for grants associated with the State's HOME Investment Partnership Program. The grant funds can be used to provide low interest loans to homeowners for a variety of homeowner occupied rehabilitation activities.

DEPARTMENTAL GOALS FOR FY 2018-2019

- Continue coordinating with the City’s Economic Development Committee on the implementation of measures contained in the City’s Economic Development Strategy and Action Plan for business retention, development, and attraction.
- Seek and apply for a grant from the State Department of Housing and Community Development (HCD) from the HOME Investment Partnership Grant Program, for grant funds associated with the rehabilitation of homeowner occupied dwellings.
- Continue to search out new grant opportunities, and apply whenever feasible.

FY 2018-2019 RECOMMENDED BUDGET

The Fund’s FY 2018-2019 Recommended Budget represents no expenditures, and a decrease of (\$600) or (12%) in revenues, when compared to the FY 2017-2018 Approved Budget. As a result, the Requested Net Cost increased by \$600.

Estimated Fund Balance

The year-end Fund Balance is estimated to be \$177,749 as of June 30, 2018.

Revenues

The revenues for the Fund’s activities are derived from grants that are received primarily from the State Department of Housing and Community Development, and to a minor extent, the payment of principal and interest (i.e., program income) for a First Time Homebuyer Loan Program from loans granted in past years. Other than interest revenue, no program revenues are anticipated.

Expenditures

There are no expenditures reflected in the budget; but they are typically consultant services associated with the implementation and program delivery for the grants. However, work is underway with the County to obtain consultant and technical resources to help develop a Downtown Business Improvement District, and set up Business Façade and Improvement Grant Program.

MAJOR POLICY CONSIDERATIONS

As mentioned above, work is underway with the County to obtain consultant and resources to help develop a Downtown Business Improvement District and set up Business Façade and Improvement Grant Program. It is anticipated that an agreement will be presented to the Council for consideration by October, 2018.

BUDGET WORKSHEET

City Of Gonzales

Month: 5/31/2018	Prior Year Actual	Current Year			Estimated Total	(6) Dept Request	(7) CM Adjusted	(8) Council Adopt
		Original Budget	Amended Budget	Actual Thru May				
Fund: 120 - Community Development								
Revenues								
Dept: 000								
5515.000 Interest Income	9,524	4,800	8,400	8,170	8,400	4,200	4,200	
5626.000 CDBG - Housing Rehabilitation	0	0	0	0	0			
5627.000 CDBG - Planning & Tech Assist	0	0	0	0	0			
5628.000 CDBG - Other Misc Programs	0	0	0	0	0			
5860.000 Principal Payments Received	36,468	0	0	0	0			
Dept: 000	45,992	4,800	8,400	8,170	8,400	4,200	4,200	0
Total Revenues	45,992	4,800	8,400	8,170	8,400	4,200	4,200	0
Expenditures								
Dept: 000								
6210.000 Special Departmental Expenses	0	0	0	0	0			
6211.000 Office Supplies	0	0	0	0	0			
6212.000 Maintenance Supplies	0	0	0	0	0			
6230.000 Legal and Accounting	0	0	0	0	0			
6235.000 Engineering and Surveying	0	0	0	0	0			
6245.000 Other Contractual Services	0	0	0	4,750	0			
6260.000 Advertising	0	0	0	0	0			
6275.000 Subscriptions and Training	0	0	0	0	0			
6328.000 Loan Advances	0	0	0	0	0			
6334.000 CDBG Loan Payments	0	0	0	0	0			
6900.000 Transfers to General Fund	0	0	0	0	0			
Dept: 000	0	0	0	4,750	0	0	0	0
Total Expenditures	0	0	0	4,750	0	0	0	0
Community Development	45,992	4,800	8,400	3,420	8,400	4,200	4,200	0

Attachment: Budget (1207 : FY 2018-2019 Recommended Budget)

**Business Loan Grant Program
Budget Narrative for FY 2018-2019
Budget Fund 123**

DEPARTMENTAL MISSION

The fund is administered by the Community Development Department and was established to track expenditures and revenues for the Community Development Business Assistance Loan Grant Program. Funds under this program are restricted to certain eligible costs, including: operating capital; furniture fixtures and equipment (FF&E); rehabilitation of leased space or owned buildings (including engineering and architectural and local permits or fees); purchase of manufacturing equipment (with or without installation costs); refinancing of existing debt in conjunction with financing other eligible costs; purchase of real property; required offsite improvements; or relocation grants for persons displaced due to funding of the project.

Fund 123 sets forth revenues secured by approved grants from the Small City's Community Development Block Grant (CDBG) Program and other sources, and program income received from repayment of loans once made.

ACCOMPLISHMENTS FOR FY 2017-2018

- Continued work with the City's Business Loan Consultant to market and promote the program to small businesses in the City;
- Provided a business loan to the Gonzales Pharmacy Medical Clinic for an ultrasound machine, bringing this much needed service to the community. The loan helped the clinic provide imaging service for around \$200, compared to \$800 - \$1,600 at other regional clinics.

DEPARTMENTAL GOALS FOR FY 2018-2019

- Actively market the Business Assistance Loan Program, and at a minimum, loan funds to two businesses.

FY 2018-2019 RECOMMENDED BUDGET

The revenues in the Fund are derived from principal and interest payments associated with business assistance loans granted in previous years, and from grant funding received from the State Department of Housing and Community Development ('HCD'). Note that grant funding from HCD ended in 2015 because the City became an entitlement jurisdiction (i.e., Monterey Urban County). Future loans will only be derived from principal and interest payments associated with business assistance loans granted in previous years. The Fund's expenditures are associated with business assistance loans granted by the City to qualifying businesses, and costs associated with program delivery.

The Fund's revenues and expenditures vary from year to year depending on how many loans the City is able to make in a given year and/or if grant funds are available to loan.

Currently, the program has a loaned portfolio of approximately \$1.2 million; which is very healthy for a small City.

The Fund's FY 2018-2019 Recommended Budget reflects an increase of \$80,750 or 103% in expenditures, and a decrease of (\$63,200) or (64%) in revenues, when compared to the FY 2017-2018 Approved Budget. As a result, the Requested Net Cost is increased by \$143,950.

Estimated Fund Balance

The year-end Fund Balance is estimated to be \$383,053 as of June 30, 2018. The reason for the healthy Fund Balance is that one of our businesses fully paid off a couple of existing loans.

Revenues

Revenues reflected assume principal and interest payments (i.e., Program Income) received by the City for prior loans.

Expenditures

Expenditures reflect the expenses associated with program delivery for three Business Assistance Loans during the fiscal year.

Loan Advances

The Recommended Budget reflects an estimate of \$150,000 in new loan potentials.

MAJOR POLICY CONSIDERATIONS

As mentioned in the narrative for the Community Development Fund (*Fund 120*), work is underway with the County to obtain consultant and resources to help develop a Downtown Business Improvement District, and set up Business Façade and Improvement Grant Program. It is anticipated that an agreement will be presented to the Council for consideration by October, 2018.

Should this effort prove successful, it will likely result in a few more loans be considered and ultimately provided.

BUDGET WORKSHEET

City Of Gonzales

Month: 5/31/2018	Prior Year	Current Year			(6)	(7)	(8)	
	Actual	Original Budget	Amended Budget	Actual Thru May	Estimated Total	Dept Request	CM Adjusted	Council Adopt
Fund: 123 - Business Loan Grant								
Revenues								
Dept: 000								
5515.000 Interest Income	7,683	13,700	13,700	7,089	13,700	8,000	8,000	
5620.000 CDBG - Revolving Loan Program	0	0	0	0	0			
5628.000 CDBG - Other Misc Programs	0	0	0	0	0			
5637.000 Grant Proceeds	0	0	0	0	0			
5860.000 Principal Payments Received	91,544	85,000	324,600	317,941	324,600	27,500	27,500	
5935.000 Transfer from Gonzales SA	0	0	0	0	0			
Dept: 000	99,227	98,700	338,300	325,030	338,300	35,500	35,500	0
Total Revenues	99,227	98,700	338,300	325,030	338,300	35,500	35,500	0
Expenditures								
Dept: 000								
6210.000 Special Departmental Expenses	15	250	250	0	250	1,000	1,000	
6245.000 Other Contractual Services	17,304	8,000	8,000	0	8,000	8,000	8,000	
6260.000 Advertising	0	0	0	0	0			
6328.000 Loan Advances	0	70,000	105,000	52,064	105,000	150,000	150,000	
6335.000 Block Grant Expenditures	0	0	0	0	0			
6900.000 Transfers to General Fund	0	0	0	0	0			
Dept: 000	17,319	78,250	113,250	52,064	113,250	159,000	159,000	0
Total Expenditures	17,319	78,250	113,250	52,064	113,250	159,000	159,000	0
Business Loan Grant	81,908	20,450	225,050	272,966	225,050	-123,500	-123,500	0

Attachment: Budget (1207 : FY 2018-2019 Recommended Budget)

Air Pollution Control Fund Budget Narrative for FY 2018-2019 Budget Fund 124

DEPARTMENTAL MISSION

This fund tracks air pollution control funds to reduce transportation pollution. The Monterey Bay Area Unified Air Pollution Control District's AB2766 Program allowed Gonzales to loan funds for Transportation pollution reduction measures. The funds are tracked in this budget.

ACCOMPLISHMENTS FOR FY 2017-2018

- Monitored loan repayment.
- Improved vehicle fleet efficiency through purchase of less polluting and more energy-efficient vehicles.

DEPARTMENTAL GOALS FOR FY 2018-2019

- Continue to monitor loan repayment.
- Purchase a replacement electric vehicle.

FY 2018-2019 RECOMMENDED BUDGET

This Fund's FY 2018-2019 Recommended Budget represents no change in revenues or expenditures, when compared to the FY 2017-2018 Approved Budget. As a result, the Requested Net Cost is the same as the previous year.

Estimated Fund Balance

The year-end Fund Balance is estimated to be \$4,542 as of June 30, 2018.

Revenues

Revenues are derived from the repayment of a pollution control loan that was provided for the construction of a Bio-diesel Fueling Station.

Personnel

No costs are reflected in this area.

Services and Supplies

There are no costs reflected in services and supplies.

Capital Projects/Fixed Assets

\$15,000 is recommended to be set aside to purchase an electric vehicle if awarded another grant.

MAJOR POLICY CONSIDERATIONS

No policy considerations are required at this time for this budget. When funds accumulate, the Council can prioritize the use of these funds.

BUDGET WORKSHEET

City Of Gonzales

Month: 5/31/2018	Prior Year Actual	Current Year			Estimated Total	(6) Dept Request	(7) CM Adjusted	(8) Council Adopt
		Original Budget	Amended Budget	Actual Thru May				
Fund: 124 - Air Pollution Control Fund								
Revenues								
Dept: 000								
5515.000 Interest Income	2,549	2,500	2,500	2,117	2,500	2,500	2,500	
5637.000 Grant Proceeds	0	0	0	0	0			
5820.000 Other Income - Misc Payments	0	0	0	0	0			
5860.000 Principal Payments Received	13,005	13,000	13,000	12,141	13,000	13,000	13,000	
Dept: 000	15,554	15,500	15,500	14,258	15,500	15,500	15,500	0
Total Revenues	15,554	15,500	15,500	14,258	15,500	15,500	15,500	0
Expenditures								
Dept: 000								
6210.000 Special Departmental Expenses	0	0	0	0	0			
6245.000 Other Contractual Services	1,031	15,000	15,000	16,656	15,656			
6542.000 Equipment-Vehicles	89,656	0	0	0	0	15,000	15,000	
Dept: 000	90,687	15,000	15,000	16,656	15,656	15,000	15,000	0
Total Expenditures	90,687	15,000	15,000	16,656	15,656	15,000	15,000	0
Air Pollution Control Fund	-75,133	500	500	-2,398	-156	500	500	0

Attachment: Budget (1207 : FY 2018-2019 Recommended Budget)

**Urban County
Community Development Block Grant (CDBG) Fund
Budget Narrative for FY 2018-2019
Budget Fund 127**

DEPARTMENTAL MISSION

This Fund is administered by the Community Development Department, and was established to fund the Community Development Block Grant (CDBG) Programs funded by the Federal Department of Housing and Urban Development (HUD), through the City's participation in the Urban Entitlement County together with the City of Greenfield, Sand City, and the County of Monterey. The financial resources supporting the fund are grants funds awarded to the Urban County participants by HUD.

ACCOMPLISHMENTS FOR FY 2017-2018

- Implemented a Community Development Block Grant (CDBG) received from the Federal Housing and Urban Development (HUD) Program as part of the Urban Entitlement County Program. CDBG funds were awarded to the City for FY 2017-2018 in the amount of \$159,000, which was used for the installation of improvements at City Hall and the City Council Chambers to enhance accessibility, including improvements to address access associated with the disabled. Please refer to the 2017 Annual Report in the following link <http://www.ci.gonzales.ca.us/Documents/2017-Gonzales-Annual-Report.pdf> for a photo of the new and improved Council Chambers.

DEPARTMENTAL GOALS FOR FY 2018-2019

- Use the CDBG awarded funds to the City to (a) Install a shade structure and accessible BBQ area at Centennial Park; (b) Reroof of the City Council Chambers; and (c) make accessibility improvements at City Hall.

FY 2018-2019 RECOMMENDED BUDGET

The Fund's revenues and expenditures vary from year to year depending on the allotment of grant funds provided by HUD, and the formula for grant disbursement used by the County.

The Fund's FY 2018-2019 Recommended Budget results in an increase of \$20,519 or 13% in expenditures, and \$17,713 or 11% in revenues, when compared to the FY 2017-2018 Approved Budget. As a result, the Requested Net Cost is increased by \$2,806.

Revenues

Revenues reflected in this fund are grant funds awarded to the Urban County participants by HUD.

Personnel

The City Manager, Deputy City Manager/Community Development Director, and other Department Heads, will participate in the completion of program tasks and duties.

Services and Supplies, and Transfers Out

Consultant resources will be engaged to provide expertise as necessary. Specifically, the projects are as follows:

- Special Departmental Expense \$ 1,000
- Grant Administration (transfer to Planning) 14,805
- Capital Outlay Improvements (projects listed under departmental goals) 163,865

MAJOR POLICY CONSIDERATIONS

There are no major policy considerations reflected in this budget.

BUDGET WORKSHEET

City Of Gonzales

Month: 5/31/2018	Prior	Current Year			(6)	(7)	(8)	
	Year Actual	Original Budget	Amended Budget	Actual Thru May	Estimated Total	Dept Request	CM Adjusted	Council Adopt
Fund: 127 - CDBG - Urban County								
Revenues								
Dept: 000								
5637.000 Grant Proceeds	156,670	163,047	163,047	148,139	163,047	180,760	180,760	
Dept: 000	156,670	163,047	163,047	148,139	163,047	180,760	180,760	0
Total Revenues	156,670	163,047	163,047	148,139	163,047	180,760	180,760	0
Expenditures								
Dept: 000								
6210.000 Special Departmental Expenses	480	1,000	1,000	268	1,000	1,000	1,000	
6235.000 Engineering and Surveying	33,275	0	0	4,035	0			
6245.000 Other Contractual Services	109,200	0	0	0	0			
6530.000 Capital Outlay-Improvements	0	143,346	143,346	159,000	143,346	164,955	163,865	
6540.000 Capital Outlay-Equipment	0	0	0	-40,261	0			
6900.000 Transfers to General Fund	14,805	14,805	14,805	7,403	14,805	14,805	14,805	
6905.000 Transfers Out	0	0	0	0	0			
Dept: 000	157,760	159,151	159,151	130,445	159,151	180,760	179,670	0
Total Expenditures	157,760	159,151	159,151	130,445	159,151	180,760	179,670	0
CDBG - Urban County	-1,090	3,896	3,896	17,694	3,896	0	1,090	0

Attachment: Budget (1207 : FY 2018-2019 Recommended Budget)

Street Fund
Budget Narrative for FY 2018-2019
Budget Fund 130

DEPARTMENTAL MISSION

This fund includes maintenance, improvements, signage, landscaping, oversight and management of the street system. Assigned employee salaries and benefits are included in this fund.

ACCOMPLISHMENTS FOR FY 2017-2018

- Maintained the City’s streets through pothole repairs as needed.
- Maintained streetscape as efficiently as possible.
- Maintained street striping and signage.
- Maintained the stormwater drainage and retention pond system.
- Implemented year-four programs of the stormwater program.
- Completed the Gonzales Old Town Low Impact Development project (GOTLID).
- Completed the Alta Street refurbish project.

DEPARTMENTAL GOALS FOR FY 2018-2019

- Improve street landscaping with no water and low-impact design.
- Manage the stormwater ponds in an efficient manner.
- Continue to maintain the Striping and Street Sign Program.
- Implement year-five programs of the City’s municipal stormwater program.
- Adopt and implement a Pavement Management Plan.
- Repair Gloria Road.

FY 2018-2019 RECOMMENDED BUDGET

This Fund’s FY 2018-2019 Recommended Budget represents an overall decrease of (\$515,491) or (45%) in expenditures, and (\$657,904) or (55%) in revenues, when compared to the FY 2017-2018 Approved Budget. As a result, the Requested Net Cost is increased by \$142,413.

Estimated Fund Balance

The year-end Fund Balance is estimated to be \$666,075 as of June 30, 2018.

Revenue

This budget reflects revenue received from several State transportation taxes and the Soledad Subvention funds. The reason for the decrease is due to a reduction in grant revenues as a result of completing the GOT LID grant project.

Personnel

The Public Works Department provides the personnel requirements for this fund, and Fund 130 reflects a portion of the Public Works salaries. Only assigned personnel's time is charged to this fund.

Services and Supplies

This fund included services such as engineering for street maintenance, improvements, and planning. Supplies for street maintenance are also included in this fund, as well as street striping, signs, and pothole repairs. Street trees and their maintenance is funded in this account.

Capital Projects/Fixed Assets

There are no capital projects or fixed assets reflected in the budget at this time. The reason for the decrease is due to the completion of the GOT LID grant funded project.

MAJOR POLICY CONSIDERATIONS

The major policy consideration for this fund is how to pay for the Pavement Management Plan's implementation, and repair the City's portion of Gloria Road. The longer these projects are delayed, the more the need and cost.

In addition, there are no fixed assets or capital projects reflected in the budget at this time. This is due to waiting to fully finish and pay for the Alta Street project, and lock in the final Street Fund Balance. It is anticipated that there will be a budget amendment presented to the Council early in the fiscal year, once the final Fund Balance is calculated to start the Pavement Management Plan, possibly begin the repairs for Gloria Road, street sign replacement, sound wall maintenance, and the purchase of a replacement dump truck if one can be found.

BUDGET WORKSHEET

City Of Gonzales

Month: 5/31/2018	Prior	Current Year			(6)	(7)	(8)	
	Year Actual	Original Budget	Amended Budget	Actual Thru May	Estimated Total	Dept Request	CM Adjusted	Council Adopt
Fund: 130 - Street Fund								
Revenues								
Dept: 000								
5212.000 TAMC Sales Tax	0	0	0	0	0			
5515.000 Interest Income	2,211	0	0	116	0	100	100	
5613.000 State Gas Tax 2103	22,615	34,000	34,000	30,082	34,000	58,938	58,938	
5615.000 State Gas Tax 2105	47,609	49,247	49,247	42,923	49,247	49,219	49,219	
5616.000 State Gas Tax 2106	24,920	34,544	34,544	22,991	34,544	25,419	25,419	
5617.000 State Gas Tax 2107	60,361	63,620	63,620	55,427	63,620	61,066	61,066	
5618.000 State Gas Tax 2107.5	2,000	2,000	2,000	2,000	2,000	2,000	2,000	
5637.000 Grant Proceeds	980,158	708,000	1,000,000	1,472,401	1,000,000			
5666.000 Soledad Subvention	184,883	185,000	185,000	186,981	185,000	185,000	185,000	
5821.000 Other Income - Reimbursements	40,973	50,000	1,818,000	13,291	475,000	10,000	10,000	
5920.000 Transfer from Cal Breeze Pks	22,800	22,800	22,800	11,400	22,800			
5921.000 Transfer from Cal Breeze #1	0	0	0	0	0			
5922.000 Transfer from Cal Breeze #2	0	0	0	0	0			
5923.000 Transfer from Cal Breeze#3	0	0	0	0	0			
5940.000 Transfer from Canyon Parks	30,000	30,000	30,000	15,000	30,000			
5941.000 Transfer from Canyon Maint I	0	0	0	0	0			
5942.000 Transfer from Canyon Maint 2	0	0	0	0	0			
5944.000 Transfer from Canyon Maint 3	0	0	0	0	0			
5947.000 Transfer from Industrial Park	4,700	4,700	4,700	2,350	4,700			
5951.000 Transfers From 405	0	0	0	0	0			
5952.000 Transfers From 140	0	0	0	0	0			
5957.000 Transfer from Cipriani Mainten	7,700	7,700	7,700	3,850	7,700			
5960.000 Transfer From Fund 180	0	0	0	0	0			
5961.000 Transfer from 122	0	0	0	0	0			
5964.000 Transfer From Fund 402	0	0	0	0	0			
5967.000 Transfer from Fund 137	0	0	57,568	0	57,568	141,965	141,965	
Dept: 000	1,430,930	1,191,611	3,309,179	1,858,812	1,966,179	533,707	533,707	0
Total Revenues	1,430,930	1,191,611	3,309,179	1,858,812	1,966,179	533,707	533,707	0
Expenditures								
Dept: 000								
6110.000 Salaries-Regular Pay	123,761	222,897	222,897	187,232	222,897	247,700	247,700	
6111.000 Salaries-Overtime Pay	2,955	3,200	3,200	7,417	3,200	3,200	3,200	
6113.000 Salaries-Differentials	1,866	11,135	11,135	0	11,135	11,433	11,433	
6131.000 Deferred Compensation Expense	722	4,945	4,945	0	4,945			
6132.000 Retirement - PERS	37,135	45,095	45,095	13,005	45,095	47,069	47,069	
6140.000 Life and Disability Insurance	999	3,565	3,565	1,962	3,565	3,831	3,831	

Attachment: Budget (1207 : FY 2018-2019 Recommended Budget)

BUDGET WORKSHEET

City Of Gonzales

Month: 5/31/2018	Prior	Current Year			(6)	(7)	(8)	
	Year Actual	Original Budget	Amended Budget	Actual Thru May	Estimated Total	Dept Request	CM Adjusted	Council Adopt
Fund: 130 - Street Fund								
Expenditures								
Dept: 000								
6150.000 Workers Comp Insurance	8,670	8,835	8,835	8,813	8,835	7,198	7,198	
6160.000 Social Security	9,351	18,148	18,148	14,251	18,148	20,068	20,068	
6170.000 Health and Dental Insurance	31,300	51,320	51,320	42,020	51,320	53,341	53,341	
6190.000 Other Payroll Tax	0	0	0	0	0			
6210.000 Special Departmental Expenses	9,396	12,000	12,000	28,921	12,000	20,000	20,000	
6211.000 Office Supplies	0	0	0	0	0			
6212.000 Maintenance Supplies	8,835	18,000	18,000	13,829	18,000	18,000	18,000	
6213.000 Oils and Lubricants	5,657	10,000	10,000	3,142	10,000	14,000	14,000	
6214.000 Vehicle Maintenance	0	0	0	0	0			
6220.000 Telephone	594	800	800	485	800	800	800	
6225.000 Utilities	38,962	40,000	40,000	35,780	40,000	48,000	48,000	
6230.000 Legal and Accounting	3,000	0	0	7,700	0			
6235.000 Engineering and Surveying	212,186	80,000	80,000	78,476	80,000	50,000	50,000	
6245.000 Other Contractual Services	259,715	50,000	50,000	376,289	50,000	50,000	50,000	
6248.000 Street Sweeping	3,928	4,000	4,000	0	4,000	5,000	5,000	
6255.000 Liability Insurance	9,158	9,340	9,340	6,984	9,340	7,449	7,449	
6270.000 Transportation and Travel	0	800	800	0	800	1,000	1,000	
6275.000 Subscriptions and Training	0	750	750	50	750	1,250	1,250	
6530.000 Capital Outlay-Improvements	926,193	500,000	4,177,973	1,344,960	1,000,000			
6540.000 Capital Outlay-Equipment	0	5,000	5,000	0	5,000	5,000	5,000	
6541.000 Equipment-Machinery	0	0	0	0	0			
6542.000 Equipment-Vehicles	0	30,000	30,000	30,000	30,000			
6900.000 Transfers to General Fund	0	0	0	0	0			
6905.000 Transfers Out	0	0	0	0	0			
6928.000 Transfer to Street Fund [180]	0	0	0	0	0			
Dept: 000	1,694,383	1,129,830	4,807,803	2,201,316	1,629,830	614,339	614,339	0
Total Expenditures	1,694,383	1,129,830	4,807,803	2,201,316	1,629,830	614,339	614,339	0
Street Fund	-263,453	61,781	-1,498,624	-342,504	336,349	-80,632	-80,632	0

Attachment: Budget (1207 : FY 2018-2019 Recommended Budget)

**Measure X Transportation Program Fund
Budget Narrative for FY 2018-2019
Budget Fund 136**

DEPARTMENTAL MISSION

This Fund tracks special transportation funds raised by Measure X.

DEPARTMENTAL PROGRAMS

- This fund is used to plan and implement street system repairs and improvements.

ACCOMPLISHMENTS FOR FY 2017-2018

- Measure X funds were used to repair Alta Street.
- This fund borrowed \$2.5 million from TAMC.

DEPARTMENTAL GOALS FOR FY 2018-2019

- This fund will be used to pay for the Alta Street project.
- The debt borrowed for the Alta Street project will be repaid with the annual revenue from Measure X.

FY 2018-2019 RECOMMENDED BUDGET

This Fund's FY 2018-2019 Recommended Budget represents expenditures of \$179,335, and an increase in revenues of \$33,335 or 23%, when compared to the FY 2017-2018 Approved Budget. As a result, the Requested Net Cost is increased by \$146,000.

Revenues

Revenues are used to reduce debt so they are not received.

Personnel

There are no personnel costs reflected in this budget.

Services and Supplies

There are no service or supply costs reflected in this budget.

Capital Projects/Fixed Assets

The debt service of the Alta Street project repayment is the only capital project paid for this fiscal year.

MAJOR POLICY CONSIDERATIONS

There are no major policy decisions for this fund this year. As funds accumulate in the future, prioritization will be important.

BUDGET WORKSHEET

City Of Gonzales

Month: 5/31/2018	Prior Year Actual	Current Year			Estimated Total	(6) Dept Request	(7) CM Adjusted	(8) Council Adopt
		Original Budget	Amended Budget	Actual Thru May				
Fund: 136 - Measure X								
Revenues								
Dept: 000								
5212.000 TAMC Sales Tax	0	146,000	146,000	0	146,000	179,335	179,335	
5830.000 Debt Proceeds	0	0	2,500,000	1,391,304	2,500,000			
Dept: 000	0	146,000	2,646,000	1,391,304	2,646,000	179,335	179,335	0
Total Revenues	0	146,000	2,646,000	1,391,304	2,646,000	179,335	179,335	0
Expenditures								
Dept: 000								
6530.000 Capital Outlay-Improvements	0	0	2,500,000	1,391,304	2,500,000			
6610.000 Interest Expense	0	0	146,000	0	146,000	179,335	179,335	
6620.000 Principal Reduction	0	0	0	0	0			
Dept: 000	0	0	2,646,000	1,391,304	2,646,000	179,335	179,335	0
Total Expenditures	0	0	2,646,000	1,391,304	2,646,000	179,335	179,335	0
Measure X	0	146,000	0	0	0	0	0	0

Attachment: Budget (1207 : FY 2018-2019 Recommended Budget)

**SB1 Transportation Program Fund
Budget Narrative for FY 2018-2019
Budget Fund 137**

DEPARTMENTAL MISSION

This Fund tracks special transportation funds raised by Senate Bill I (SB1) funds.

DEPARTMENTAL PROGRAMS

- This fund is used to plan and implement street system repairs and improvements following SB1 guidelines.

ACCOMPLISHMENTS FOR FY 2017-2018

- SB1 funds were used to repair Alta Street.

DEPARTMENTAL GOALS FOR FY 2018-2019

- This fund will be used to pay for the Alta Street project.
- Some funds may be used for Gloria Road repairs.

FY 2018-2019 RECOMMENDED BUDGET

This Fund's FY 2018-2019 Recommended Budget represents revenues of \$141,965. This is the first year of this budget so comparisons to the prior year are not meaningful.

Revenues

Revenues are from a dedicated transportation tax allocated by the State.

Personnel

There are no personnel costs reflected in this budget.

Services and Supplies

There are no service or supply costs reflected in this budget.

Capital Projects/Fixed Assets

Alta Street project repayment is the only capital project paid for this fiscal year.

MAJOR POLICY CONSIDERATIONS

There are no major policy decisions for this fund this year. As funds accumulate in the future, prioritization will be important. This could be the dedicated funds for the Pavement Management Plan.

BUDGET WORKSHEET

City Of Gonzales

Month: 5/31/2018	Prior Year Actual	Current Year			(6) Dept Request	(7) CM Adjusted	(8) Council Adopt
		Original Budget	Amended Budget	Actual Thru May			
Fund: 137 - SB1 Road Repair & Account.							
Revenues							
Dept: 000							
5213.000 SB1 Revenue	0	0	57,568	23,593	57,568	141,965	141,965
Dept: 000	0	0	57,568	23,593	57,568	141,965	141,965
Total Revenues	0	0	57,568	23,593	57,568	141,965	141,965
Expenditures							
Dept: 000							
6530.000 Capital Outlay-Improvements	0	0	0	0	0		
6927.000 Transfer to Street Fund [130]	0	0	57,568	0	57,568	141,965	141,965
Dept: 000	0	0	57,568	0	57,568	141,965	141,965
Total Expenditures	0	0	57,568	0	57,568	141,965	141,965
SB1 Road Repair & Account.	0	0	0	23,593	0	0	0

Attachment: Budget (1207 : FY 2018-2019 Recommended Budget)

Supplemental Law Enforcement Budget Narrative for 2018-2019 Budget Fund 150

DEPARTMENTAL MISSION

The Supplemental Law Enforcement Fund is administered by the Police Department as a fiscal record keeping fund that tracks grant funding, that the City has obtained from the Federal and State governments. The grant funding supports the City's Mission by working in a fiscal responsible manner to provide public safety services to our residents, businesses, and visitors.

The safety of Gonzales' residents is the number one concern of the Police Department. The collaborative working relationship with other government agencies to provide law enforcement funding, continues to assist our City in providing these services to our diverse community.

ACCOMPLISHMENTS FOR FY-2017-2018

Please see Budget Unit 300.

DEPARTMENTAL GOALS FOR FY 2018-2019

Please see Budget Unit 300.

FY 2018-2019 RECOMMENDED BUDGET

The Department's FY 2018-2019 Recommended Budget represents an increase of \$21,000 or 14% in expenditures and revenues, when compared to the FY 2017-2018 Approved Budget. As a result, the Requested Net Cost remains unchanged.

Estimated Fund Balance

The year end Fund Balance is estimated to be \$76,533 as of June 30, 2018.

Revenues

This fund receives Supplemental Law Enforcement funds provided by California Government Code 30061.

While Gonzales currently uses this revenue to help support the salaries of two front line Police Officers, the reality is that the funding is no longer adequate to pay those salaries in full, and General Fund monies are needed to off-set the difference.

Personnel

The Supplemental Law Enforcement Fund is designed as the fund where grant monies are funneled when they are received by the City. This fund is managed by the State of California when they are received from the Federal government.

Once the funds are received, they are transferred to the Public Safety Fund (210), where they are used for personnel costs as outlined above.

Services and Supplies

There is a minimal appropriation in special department expenses in the event something comes up during the fiscal year.

Capital Projects/Fixed Assets

There are no capital projects or fixed assets associated with this fund.

MAJOR POLICY CONSIDERATIONS

There are no major policy consideration reflected in this budget.

BUDGET WORKSHEET

City Of Gonzales

Month: 5/31/2018	Prior Year	Current Year			(6)	(7)	(8)	
	Actual	Original Budget	Amended Budget	Actual Thru May	Estimated Total	Dept Request	CM Adjusted	Council Adopt
Fund: 150 - Supplemental Law Enforcement								
Revenues								
Dept: 000								
5515.000 Interest Income	0	0	0	0	0			
5630.000 SLESF Revenue	61,811	49,000	49,000	54,695	50,660	50,000	50,000	
5632.000 COPS FAST Grant	129,450	100,000	100,000	131,209	122,876	120,000	120,000	
5821.000 Other Income - Reimbursements	66	0	0	0	0			
Dept: 000	191,327	149,000	149,000	185,904	173,536	170,000	170,000	0
Total Revenues	191,327	149,000	149,000	185,904	173,536	170,000	170,000	0
Expenditures								
Dept: 000								
6210.000 Special Departmental Expenses	3,051	5,000	5,000	4,359	5,000	5,000	5,000	
6245.000 Other Contractual Services	0	0	0	0	0			
6260.000 Advertising	0	0	0	0	0			
6450.000 Prior Year Adjustment	0	0	0	0	0			
6540.000 Capital Outlay-Equipment	0	0	0	0	0			
6541.000 Equipment-Machinery	0	0	0	0	0			
6542.000 Equipment-Vehicles	0	0	0	0	0			
6900.000 Transfers to General Fund	0	0	0	0	0			
6924.000 Transfer to SLESF	0	0	0	0	0			
6925.000 Transfer to Public Safety	155,000	144,000	144,000	119,722	168,536	165,000	165,000	
Dept: 000	158,051	149,000	149,000	124,081	173,536	170,000	170,000	0
Total Expenditures	158,051	149,000	149,000	124,081	173,536	170,000	170,000	0
Supplemental Law Enforcement	33,276	0	0	61,823	0	0	0	0

Attachment: Budget (1207 : FY 2018-2019 Recommended Budget)

**Fire Impact Fund
Budget Narrative for FY 2018-2019
Budget Fund 190**

DEPARTMENTAL MISSION

This Fund is administered by the Public Safety Department and supports the City's Mission and Vision by providing funding for needed equipment and for future needs of the Fire Department when new developments come to Gonzales. These funding sources allow the Department to provide services to our residents, businesses, and visitors, and ensure their safety.

ACCOMPLISHMENTS FOR FY 2017-2018

- Collected Impact Fees for all new development in the City limits.
- Collected Impact Fees for all new development in the Gonzales Rural Fire Protection District.

DEPARTMENTAL GOALS FOR FY 2018-2019

- Continue to collect all applicable Impact Fees from new development in the City, and the Gonzales Rural Fire Protection District.
- Maintain current equipment owned by the City to ensure adequate responses to public safety emergencies within the City and Rural District.
- Insure that the Department has adequate equipment to handle public safety emergency brought on by new development.

FY 2018-2019 RECOMMENDED BUDGET

The Department's FY 2018-2019 Recommended Budget represents an increase of \$5,000 or 100% in expenditures, and a decrease of (5,050) or (20%) in revenues, when compared to the FY 2017-2018 Approved Budget. As a result, the Net Cost is increased by \$10,050.

Estimated Fund Balance

The year-end Fund Balance is estimated to be \$30,515 as of June 30, 2018.

Revenues

Revenues will continue to be collected and may increase if further development is approved.

Personnel

There are no personnel costs associated with this fund.

Services and Supplies

An appropriation of \$10,000 has been set aside in the event that it is needed during the fiscal year.

Capital Projects/Fixed Assets

None are planned at this time.

MAJOR POLICY CONSIDERATIONS

There are no major policy considerations reflected in this budget.

BUDGET WORKSHEET

City Of Gonzales

Month: 5/31/2018	Prior Year Actual	Current Year			Estimated Total	(6) Dept Request	(7) CM Adjusted	(8) Council Adopt
		Original Budget	Amended Budget	Actual Thru May				
Fund: 190 - Fire Impact Fund								
Revenues								
Dept: 000								
5270.000 Fire Impact Fees	24,875	25,000	25,000	49,597	49,597	20,000	20,000	
5510.000 Investment Income	0	0	0	0	0			
5515.000 Interest Income	257	150	150	27	150	100	100	
5650.000 Prop. 172 Revenue	0	0	0	0	0			
5701.000 Charges for Current Services	0	0	0	0	0			
5821.000 Other Income - Reimbursements	0	0	0	0	0			
5850.000 CASH CLEARING	0	0	0	0	0			
Dept: 000	25,132	25,150	25,150	49,624	49,747	20,100	20,100	0
Total Revenues	25,132	25,150	25,150	49,624	49,747	20,100	20,100	0
Expenditures								
Dept: 000								
6210.000 Special Departmental Expenses	964	5,000	18,000	0	18,000	10,000	10,000	
6212.000 Maintenance Supplies	0	0	0	0	0			
6245.000 Other Contractual Services	13,004	0	0	0	0			
6530.000 Capital Outlay-Improvements	3,389	0	0	0	0			
6540.000 Capital Outlay-Equipment	0	0	35,000	29,989	35,000			
6542.000 Equipment-Vehicles	34,803	0	0	0	0			
Dept: 000	52,160	5,000	53,000	29,989	53,000	10,000	10,000	0
Total Expenditures	52,160	5,000	53,000	29,989	53,000	10,000	10,000	0
Fire Impact Fund	-27,028	20,150	-27,850	19,635	-3,253	10,100	10,100	0

Attachment: Budget (1207 : FY 2018-2019 Recommended Budget)

General Plan Impact Fund Budget Narrative for FY 2017-2018 Budget Fund 200

DEPARTMENTAL MISSION

This Fund is administered by the Community Development Department, and was established to pay for periodic updates and revisions to the Gonzales General Plan and follow-up work in support of the General Plan. The financial resources supporting the fund are General Plan Maintenance Impact Fees, transfers from the general fund and other City accounts, grants, and interest income of funds on deposit.

ACCOMPLISHMENTS FOR FY 2017-2018

- Held several meetings with interested landowners within the General Plan's Urban Growth Area (expanded Sphere of Influence), regarding their interest in preparing a Specific Plan for the future developed of urban uses.
- Met with the land developers and/or landowners with land-holdings or property options within the new growth area of the General Plan, to prepare a funding agreement to collect the financial resources necessary to fund the preparation of infrastructure studies in support of implementation of the General Plan.
- Negotiated Funding Agreement and scope of work was agreed upon with interested parties for the preparation of infrastructure studies in support of implementation of the new General Plan growth area.

DEPARTMENTAL GOALS FOR FY 2018-2019

- Complete the necessary infrastructure studies for the new General Plan growth area.
- Complete an annexation application to submit to LAFCO for the new growth area.

FY 2018-2019 RECOMMENDED BUDGET

The Fund was originally created to address the financial needs of updating and maintaining the City's General Plan. With the adoption of the General Plan in January 2011, the fund has been idle for the past six years. There are no changes in expenditures and revenues from the prior year.

Revenues

Revenues reflected in this fund are contributions from the land developers, and/or landowners with land-holdings or property options within the new growth area of the City's General Plan.

It is anticipated once the work begins on the sphere application for LAFCO, resources

will be transferred to the Sphere of Influence Impact Fund (*Fund 201*), and additional Budget Amendments will be presented to the Council for approval.

Other Contractual Services

Consultant resources will be engaged to provide expertise, as necessary.

MAJOR POLICY CONSIDERATIONS

The City Council will consider the new General Plan growth area and annexation application to LAFCO. This will reflect the next major growth area for the City and begin the first implementation of the policies and procedures of the current General Plan.

BUDGET WORKSHEET

City Of Gonzales

Month: 5/31/2018	Prior Year Actual	Current Year			Estimated Total	(6) Dept Request	(7) CM Adjusted	(8) Council Adopt
		Original Budget	Amended Budget	Actual Thru May				
Fund: 200 - General Plan Impact Fund								
Revenues								
Dept: 000								
5355.000 General Plan Revision Fees	0	882,707	529,677	0	529,677	529,677	529,677	
5515.000 Interest Income	0	0	0	0	0			
5900.000 Transfer from Water	0	0	118,322	0	118,322	118,322	118,322	
5905.000 Transfer from Sewer	0	0	0	0	0			
5966.000 Transfer From Fund 201	0	0	0	0	0			
Dept: 000	0	882,707	647,999	0	647,999	647,999	647,999	0
Total Revenues	0	882,707	647,999	0	647,999	647,999	647,999	0
Expenditures								
Dept: 000								
6210.000 Special Departmental Expenses	0	0	0	0	0			
6230.000 Legal and Accounting	0	0	0	0	0			
6245.000 Other Contractual Services	0	882,707	647,999	0	647,999	647,999	647,999	
6260.000 Advertising	0	0	0	0	0			
6450.000 Prior Year Adjustment	0	0	0	0	0			
6900.000 Transfers to General Fund	0	0	0	0	0			
Dept: 000	0	882,707	647,999	0	647,999	647,999	647,999	0
Total Expenditures	0	882,707	647,999	0	647,999	647,999	647,999	0
General Plan Impact Fund	0	0	0	0	0	0	0	0

Attachment: Budget (1207 : FY 2018-2019 Recommended Budget)

Sphere of Influence Impact Fund Budget Narrative for FY 2018-2019 Budget Fund 201

DEPARTMENTAL MISSION

This Fund is administered by the Community Development Department, and was established to fund the processing of a Sphere of Influence Amendment with Monterey County LAFCO, which is intended to extend the City's Sphere of Influence boundary to include the new growth area as approved in the City's 2010 General Plan. The financial resources supporting the fund are contributions from the land developers, and/or landowners with land-holdings or property options within the new growth area of the City's General Plan.

ACCOMPLISHMENTS FOR FY 2017-2018

- Please refer to the General Plan Impact Fund.

DEPARTMENTAL GOALS FOR FY 2018-2019

- Please refer to the General Plan Impact Fund.

FY 2018-2019 RECOMMENDED BUDGET

As described in the General Plan Impact Fund (*Fund 200*), work is underway on the new growth area, which will likely be transferred to this Fund as the work begins in July 2018; at which time a Budget Amendment will be presented to the Council.

Revenues

Revenues for this fund are contributions from the land developers, and/or landowners with land-holdings or property options within the new growth area of the City General Plan, who participated in the preparation and submittal of an application to Monterey County LAFCO, proposing a Sphere of Influence Amendment in support of the adopted General Plan.

Expenditures

No expenditures are reflected at this time; but with the work beginning on the new growth area in July 2018, a Budget Amendment will be brought to the Council by December 2018.

MAJOR POLICY CONSIDERATIONS

Please refer to the General Plan Impact Fund (*Fund 200*).

BUDGET WORKSHEET

City Of Gonzales

Month: 5/31/2018	Prior	Current Year			(6)	(7)	(8)	
	Year	Original	Amended	Actual Thru	Estimated			
	Actual	Budget	Budget	May	Total	Dept Request	CM Adjusted	Council Adopt
Fund: 201 - Sphere of Influence Impact								
Revenues								
Dept: 000								
5262.000 Sphere of Influence Fees	0	0	0	0	0			
Dept: 000	0	0	0	0	0	0	0	0
Total Revenues	0	0	0	0	0	0	0	0
Expenditures								
Dept: 000								
6210.000 Special Departmental Expenses	0	0	0	0	0			
6211.000 Office Supplies	0	0	0	0	0			
6230.000 Legal and Accounting	0	0	0	0	0			
6245.000 Other Contractual Services	0	0	0	0	0			
6260.000 Advertising	0	0	0	0	0			
6956.000 Transfer To Fund 200	0	0	0	0	0			
6957.000 Transfer To Fund 203	0	0	0	0	0			
Dept: 000	0	0	0	0	0	0	0	0
Total Expenditures	0	0	0	0	0	0	0	0
Sphere of Influence Impact	0	0	0	0	0	0	0	0

Attachment: Budget (1207 : FY 2018-2019 Recommended Budget)

**Public Safety Fund
Budget Narrative for FY 2018-2019
Budget Fund 210**

DEPARTMENTAL MISSION

This fund is administered by the Gonzales Police Department, who supports the Vision and Mission of the City of Gonzales by providing a cooperative community policing philosophy, to provide law enforcement services to our residents, businesses, and visitors.

The chief's goal of the Department is the safety of all of our residents and visitors. The Department takes a zero tolerance approach to all crime issues that face Gonzales. It is this collaborative working relationship with our businesses, and residents that makes Gonzales one of the safest communities in Monterey County.

ACCOMPLISHMENTS FOR FY 2017-2018

Please see Budget Unit 300.

DEPARTMENTAL GOALS FOR FY 2018-2019

Please see Budget Unit 300.

FY 2018-2019 RECOMMENDED BUDGET

The Department's FY 2018-2019 Recommended Budget reflects an increase of \$21,515 or 8% in expenditures and revenues, when compared to the FY 2017-2018 Approved Budget. As a result, the Requested Net Cost remains unchanged.

Revenues

The reason for the increase is due to the increased transfer from the Supplemental Law Enforcement Fund.

The funds contained in this fund are a pass through from Fund 150, and also include AB 109 grant funds. They are used to pay salaries, and other direct front line efforts. AB 109 funding is being used to purchase equipment for the Department, explorer program, and items used for community outreach, such as the National Night Out in August.

The revenue source continues to hold steady, but it is no longer sufficient to fully cover the cost of the two Police Officers allocated to this fund.

Personnel

The Public Safety Fund is where grant monies collected in the Supplemental Law Enforcement Fund (150) are transferred to be used to pay the partial salaries and benefits for two Officers. The remaining costs are funded through the City's General Fund. At its inception, the fund was able to cover all of the salaries, benefits, and associated costs of one and a half Police Officer positions.

With the cost of employee salaries and benefits rising, this fund can no longer support the complete cost of two Police Officers Positions as it did when it was created approximately ten years ago.

Services and Supplies

Services or supplies reflect contractual services for direct front line community activities and equipment needs of the Department.

Capital Projects/Fixed Assets

There are no capital projects or fixed assets associated with this fund.

MAJOR POLICY CONSIDERATIONS

As mentioned in the Narrative for Fund 150 – Supplemental Law Enforcement, the City must continue to address the inability of the current funding source to fully fund this program.

BUDGET WORKSHEET

City Of Gonzales

Month: 5/31/2018	Prior	Current Year			(6)	(7)	(8)	
	Year Actual	Original Budget	Amended Budget	Actual Thru May	Estimated Total	Dept Request	CM Adjusted	Council Adopt
Fund: 210 - Public Safety Fund								
Revenues								
Dept: 000								
5425.000 Vehicle Abatement Fees	3,382	5,000	5,000	4,092	5,000	5,000	5,000	
5515.000 Interest Income	0	0	0	0	0			
5632.000 COPS FAST Grant	0	0	0	0	0			
5646.000 AB 109	0	0	0	0	0			
5647.000 Award 20 Grant	0	0	0	0	0			
5926.000 Transfer from SLESF	155,000	144,000	144,000	119,722	168,536	165,000	165,000	
5930.000 Transfer from General Fund	88,578	119,487	119,487	59,744	99,951	120,002	120,002	
Dept: 000	246,960	268,487	268,487	183,558	273,487	290,002	290,002	0
Total Revenues	246,960	268,487	268,487	183,558	273,487	290,002	290,002	0
Expenditures								
Dept: 000								
6110.000 Salaries-Regular Pay	98,791	113,614	113,614	56,914	113,614	140,979	140,979	
6111.000 Salaries-Overtime Pay	45,810	40,000	40,000	1,287	30,000	12,000	12,000	
6111.500 Overtime - Click it/Ticket it	0	0	0	0	0			
6113.000 Salaries-Differentials	10,412	12,888	12,888	7,689	12,888	8,943	8,943	
6120.000 Unemployment Insurance	0	0	0	0	0			
6131.000 Deferred Compensation Expense	3,478	5,893	5,893	0	5,893	6,158	6,158	
6132.000 Retirement - PERS	11,250	25,464	25,464	6,146	25,464	32,964	32,964	
6140.000 Life and Disability Insurance	970	2,031	2,031	689	2,031	2,414	2,414	
6150.000 Workers Comp Insurance	11,872	12,100	12,100	12,071	12,100	9,858	9,858	
6160.000 Social Security	11,767	12,737	12,737	5,122	12,737	12,926	12,926	
6170.000 Health and Dental Insurance	12,005	23,760	23,760	5,261	23,760	23,760	23,760	
6210.000 Special Departmental Expenses	0	0	0	0	0			
6245.000 Other Contractual Services	40,606	20,000	20,000	36,502	35,000	40,000	40,000	
6450.000 Prior Year Adjustment	0	0	0	0	0			
6540.000 Capital Outlay-Equipment	0	0	0	0	0			
6544.000 Equipment-Computers	0	0	0	0	0			
6900.000 Transfers to General Fund	0	0	0	0	0			
6924.000 Transfer to SLESF	0	0	0	0	0			
Dept: 000	246,961	268,487	268,487	131,681	273,487	290,002	290,002	0
Total Expenditures	246,961	268,487	268,487	131,681	273,487	290,002	290,002	0
Public Safety Fund	-1	0	0	51,877	0	0	0	0

Attachment: Budget (1207 : FY 2018-2019 Recommended Budget)

**Community Law Enforcement Grant
Budget Narrative for FY 2018-2019
Budget Fund 217**

DEPARTMENTAL MISSION

The Gonzales Police Department supports the Vision and Mission of the City by providing public safety services to all residents and visitors. These services are provided using a cooperative community policing philosophy, in which the Department works with the residents to solve crime and quality of life issues in our diverse community. The number one concern of the Department is the safety of all of our residents and visitors. The Department takes a zero tolerance to crime, and works aggressively to solve those crimes that do occur.

This Budget Unit represents funding secured through the California Board of State and Community Corrections (BSCC), under the Strengthening Law Enforcement and Community Relations Grant Program, which awarded \$850,000 to the City of Gonzales (Lead Agency), to include the Cities of Soledad, Greenfield, and King, in order to gain funds for the four Cities to develop program elements that would support a regional approach (Four Cities United Initiative), that would mold a culture of trust and inclusion between law enforcement agents and community members, reduce crime, increase law enforcement’s understanding of the cultural values of the communities they serve, train law enforcement officers in the areas of mental health and implementation of cultural competency, and provide Spanish language education for law enforcement officers within South Monterey County.

The Strengthening Law Enforcement and Community Relations Grant is funded through a two year BSCC grant program, which ends June 30, 2018.

ACCOMPLISHMENTS FOR FY 2017-2018

- Worked collaboratively with the Four Cities United Initiative, and implemented all the components of the grant.
- Successfully passed the grant audit and met all the grant requirements.

DEPARTMENTAL GOALS FOR FY 2018-2019

- Successfully close out the grant.

FY 2018-2019 RECOMMENDED BUDGET

The Fund's FY 2018-2019 Recommended Budget reflects no expenditures and revenues because the grant ends June 30, 2018.

MAJOR POLICY CONSIDERATIONS

The major policy consideration is for the four South County Cities to determine how to sustain some components of this grant without any funding coming from the State. To these ends, the City Managers of the four Cities have agreed to recommend to their respective Councils, a contribution of \$40,000 each to continue funding the "Road to Success" Youth Diversion Program provided by Sun Street Centers. This program has been very successful and helped a lot of South County youths; and the City Managers and Police Chief of all four Cities feel strongly that it is worth continuing for at least one more year. The intent is to use next year to figure out how to sustain this program.

For the City of Gonzales, the recommended appropriation of \$40,000 is reflected in the Youth Services Budget (*Budget Unit 550*).

BUDGET WORKSHEET

City Of Gonzales

Month: 5/31/2018	Prior Year	Current Year			(6)	(7)	(8)	
	Actual	Original Budget	Amended Budget	Actual Thru May	Estimated Total	Dept Request	CM Adjusted	Council Adopt
Fund: 217 - Community LawEnforcement Gran								
Revenues								
Dept: 000								
5515.000 Interest Income	0	0	0	0	0			
5637.000 Grant Proceeds	176,290	543,363	569,809	242,402	569,809			
Dept: 000	176,290	543,363	569,809	242,402	569,809	0	0	0
Total Revenues	176,290	543,363	569,809	242,402	569,809	0	0	0
Expenditures								
Dept: 000								
6210.000 Special Departmental Expenses	6,775	0	988	988	988			
6245.000 Other Contractual Services	154,546	543,363	568,221	254,082	568,221			
6544.000 Equipment-Computers	10,732	0	0	0	0			
Dept: 000	172,053	543,363	569,209	255,070	569,209	0	0	0
Total Expenditures	172,053	543,363	569,209	255,070	569,209	0	0	0
Community LawEnforcement Gran	4,237	0	600	-12,668	600	0	0	0

Attachment: Budget (1207 : FY 2018-2019 Recommended Budget)

**Police Impact Fund
Budget Narrative for FY 2018-2019
Budget Fund 220**

DEPARTMENTAL MISSION

This fund is administered by the Gonzales Police Department who supports the Vision and Mission of the City by providing public safety services, based on a cooperative community policing platform, to insure the safety of all of our residents, businesses, and visitors.

DEPARTMENTAL PROGRAMS

This fund is used to track revenues and expenditures associated with collection of Police Impact Fees received from new development within the City. Growth induced costs may be funded by the Budget Unit.

ACCOMPLISHMENTS FOR FY 2017-2018

Please see Budget Unit 300.

DEPARTMENTAL GOALS FOR FY 2018-2019

Please see Budget Unit 300.

FY 2018-2019 RECOMMENDED BUDGET

The Department's FY 2018-2019 Recommended Budget reflects an increase of \$60,000 or 1200% in expenditures, and a decrease of (\$12,000) or (28%) in revenues, when compared to the FY 2017-2018 Approved Budget. As a result, the Requested Net Cost is increased by \$72,000.

Fund Balance

The year-end Fund Balance is estimated to be \$35,316 as of June 30, 2018, which is sufficient to cover the Fund's Net Cost.

Revenues

The budget reflects revenues expected from development.

Personnel

There are no personnel costs reflected in this budget.

Services and Supplies

This budget reflects FY 2018-2019 funds to add a new fully equipped Patrol Vehicle.

Capital Projects and Fixed Assets

None.

MAJOR POLICY CONSIDERATIONS

There are none.

BUDGET WORKSHEET

City Of Gonzales

Month: 5/31/2018	Prior	Current Year			(6)	(7)	(8)	
	Year Actual	Original Budget	Amended Budget	Actual Thru May	Estimated Total	Dept Request	CM Adjusted	Council Adopt
Fund: 220 - Police Impact Fund								
Revenues								
Dept: 000								
5271.000 Police Impact Fees	19,715	42,000	42,000	28,232	42,000	30,000	30,000	
5510.000 Investment Income	0	0	0	0	0			
5515.000 Interest Income	0	0	0	0	0			
5701.000 Charges for Current Services	0	0	0	0	0			
Dept: 000	19,715	42,000	42,000	28,232	42,000	30,000	30,000	0
Total Revenues	19,715	42,000	42,000	28,232	42,000	30,000	30,000	0
Expenditures								
Dept: 000								
6210.000 Special Departmental Expenses	0	5,000	5,000	3,442	5,000	65,000	65,000	
6211.000 Office Supplies	0	0	0	0	0			
6212.000 Maintenance Supplies	0	0	0	0	0			
6245.000 Other Contractual Services	0	0	0	0	0			
6316.000 Administrative Fees	0	0	0	0	0			
6325.000 Contingency Account	0	0	0	0	0			
6335.000 Block Grant Expenditures	0	0	0	0	0			
6530.000 Capital Outlay-Improvements	5,477	0	0	0	0			
6540.000 Capital Outlay-Equipment	0	0	0	0	0			
6542.000 Equipment-Vehicles	20,000	0	0	0	0			
Dept: 000	25,477	5,000	5,000	3,442	5,000	65,000	65,000	0
Total Expenditures	25,477	5,000	5,000	3,442	5,000	65,000	65,000	0
Police Impact Fund	-5,762	37,000	37,000	24,790	37,000	-35,000	-35,000	0

Attachment: Budget (1207 : FY 2018-2019 Recommended Budget)

**Sewer Impact Fund
Budget Narrative for FY 2018-2019
Budget Fund 230**

DEPARTMENTAL MISSION

This impact fund is administered to provide Wastewater Treatment Facility (WWTF) improvements to support growth in Gonzales in a cost-effective manner.

DEPARTMENTAL PROGRAMS

- Plan for needed improvements required to support orderly growth in Gonzales.
- Implement a program to assess and collect appropriate fees to fund needed improvements.
- Construct facilities needed for the orderly growth in Gonzales.

ACCOMPLISHMENTS FOR FY 2017-2018

- Initiated discussion with State regulators for requirements to increase WWTF capacity.
- Completed engineering study to increase capacity of the exiting treatment plant.
- Began a study for de-nitrification and regionalization.
- Began studies for a separate industrial waste plant to support industrial growth.
- Completed a Long-Term Wastewater Management Plan (LTWMP).
- Sludge was removed from the first two ponds.

DEPARTMENTAL GOALS FOR FY 2018-2019

- Implement the LTWMP.
- Complete the de-nitrification plan.
- Improve the Supervisory Control Access and Data Acquisition (SCADA) System
- Complete a long-term Sludge Removal Plan.
- Complete the plan for a separate industrial waste plant to support industrial growth.
- Begin construction of an industrial waste treatment facility.

FY 2018-2019 RECOMMENDED BUDGET

This Fund's FY 2018-2019 Recommended Budget represents an increase of \$110,000 or 157% in expenditures, and a decrease of (\$20,000) or (20%) in revenues, when compared to the FY 2017-2018 Approved Budget. As a result, the Requested Net Cost is increased by \$130,000.

Revenues

Revenues are anticipated from development. Revenue from one project is included in the proposed budget.

Estimated Fund Balance

The year-end fund balance is estimated to be \$629,137 as of June 30, 2018, which is sufficient to cover the Fund's Net Cost.

Personnel

There are no personnel costs related to this budget.

Services and Supplies

Services and supplies reflect contractual services to study the Wastewater Treatment Facility increased capacity options, De-nitrification Plan, and fee program.

Capital Projects/Fixed Assets

This budget reflects \$100,000 in capital projects to start effort to increase capacity at the WWTP.

MAJOR POLICY CONSIDERATIONS

There are major policy considerations related to the Wastewater Treatment Facility expanded capacity needs. Will a separate industrial waste plant be built? Who will pay for the expanded capacity and how? Those decisions will be brought to the Council when enough information is available during this fiscal year.

BUDGET WORKSHEET

City Of Gonzales

Month: 5/31/2018	Prior Year	Current Year			Estimated Total	(6)	(7)	(8)
	Actual	Original Budget	Amended Budget	Actual Thru May		Dept Request	CM Adjusted	Council Adopt
Fund: 230 - Sewer Impact Fund								
Revenues								
Dept: 000								
5272.000 Sewer Impact Fees	58,766	100,000	100,000	24,441	100,000	80,000	80,000	
5510.000 Investment Income	0	0	0	0	0			
5515.000 Interest Income	1,558	500	500	822	500	500	500	
5860.000 Principal Payments Received	0	0	0	0	0			
Dept: 000	60,324	100,500	100,500	25,263	100,500	80,500	80,500	0
Total Revenues	60,324	100,500	100,500	25,263	100,500	80,500	80,500	0
Expenditures								
Dept: 000								
6210.000 Special Departmental Expenses	0	0	0	0	0			
6212.000 Maintenance Supplies	0	0	0	0	0			
6235.000 Engineering and Surveying	0	50,000	50,000	781	50,000	80,000	80,000	
6245.000 Other Contractual Services	0	20,000	300,000	638,379	300,000	100,000	100,000	
6954.000 Transfer To Fund 460	0	0	0	0	0			
6955.000 Transfer to 407	0	0	0	0	0			
Dept: 000	0	70,000	350,000	639,160	350,000	180,000	180,000	0
Total Expenditures	0	70,000	350,000	639,160	350,000	180,000	180,000	0
Sewer Impact Fund	60,324	30,500	-249,500	-613,897	-249,500	-99,500	-99,500	0

Attachment: Budget (1207 : FY 2018-2019 Recommended Budget)

**Circulation System Impact Fund
Budget Narrative for FY 2018-2019
Budget Fund 235**

DEPARTMENTAL MISSION

This impact fund is administered to provide transportation system improvements required for orderly growth in Gonzales, in an efficient and effective manner.

DEPARTMENTAL PROGRAMS

- This fund is used to plan and implement street system improvements necessary to accommodate growth of the City.
- This fund assesses and collects appropriate fees to fund needed transportation improvements for planned growth.

ACCOMPLISHMENTS FOR FY 2017-2018

- Coordinated transportation planning efforts for improvements to Alta Street.
- Collected approved fees for system improvements.
- Continues the study for roundabouts to improve the freeway bridge at Fifth Street.
- Began the permit process for signalization of Fifth Street at the freeway as an interim measure for traffic improvement.

DEPARTMENTAL GOALS FOR FY 2018-2019

- Continue to plan needed transportation improvements.
- Signalize Fifth Street at the freeway bridge.

FY 2018-2019 RECOMMENDED BUDGET

This Fund's FY 2018-2019 Recommended Budget represents an increase of \$150,000 in expenditures or 33%, and \$92,500 or 1156% in revenues, when compared to the FY 2017-2018 Approved Budget. As a result, the Requested Net Cost is increased by \$57,500.

Revenues

Revenues are very conservative but are likely to be higher as a result of expected development.

Estimated Fund Balance

The year-end Fund Balance is estimated to be \$887,107 as of June 30, 2018, which is more than sufficient to cover the Fund's Net Cost.

Personnel

There are no personnel costs reflected in this budget.

Services and Supplies

Funding has been earmarked to signalize Fifth Street bridge.

Capital Projects/Fixed Assets

Signalization of the Fifth Street bridge is the only capital project anticipated for this fiscal year.

MAJOR POLICY CONSIDERATIONS

The current decision is to use existing funds for signals at the bridge while planning for long-term traffic improvements. Policy determination may be needed if this direction changes.

BUDGET WORKSHEET

City Of Gonzales

Month: 5/31/2018	Prior Year	Current Year			(6)	(7)	(8)	
	Actual	Original Budget	Amended Budget	Actual Thru May	Estimated Total	Dept Request	CM Adjusted	Council Adopt
Fund: 235 - Circulation System Impact								
Revenues								
Dept: 000								
5269.000 TAMC Regional Transportation F	0	0	0	102,778	102,778			
5278.000 Circulation System Impact Fees	0	5,000	805,000	548,202	805,000	100,000	100,000	
5515.000 Interest Income	2,950	3,000	3,000	2,158	3,000	500	500	
5674.000 Safe Route To School	0	0	0	0	0			
5860.000 Principal Payments Received	18,926	0	0	0	0			
Dept: 000	21,876	8,000	808,000	653,138	910,778	100,500	100,500	0
Total Revenues	21,876	8,000	808,000	653,138	910,778	100,500	100,500	0
Expenditures								
Dept: 000								
6210.000 Special Departmental Expenses	0	0	0	0	0			
6211.000 Office Supplies	0	0	0	0	0			
6235.000 Engineering and Surveying	0	0	0	0	0			
6240.000 Construction Services	0	0	0	0	0			
6245.000 Other Contractual Services	31,929	50,000	850,000	1,440	50,000	200,000	200,000	
6317.000 Regional Trans Impact Fee Prog	0	0	0	102,767	102,767			
6530.000 Capital Outlay-Improvements	0	400,000	400,000	800,000	400,000	400,000	400,000	
6540.000 Capital Outlay-Equipment	0	0	0	0	0			
Dept: 000	31,929	450,000	1,250,000	904,207	552,767	600,000	600,000	0
Total Expenditures	31,929	450,000	1,250,000	904,207	552,767	600,000	600,000	0
Circulation System Impact	-10,053	-442,000	-442,000	-251,069	358,011	-499,500	-499,500	0

Attachment: Budget (1207 : FY 2018-2019 Recommended Budget)

Water Impact Fund Budget Narrative for FY 2018-2019 Budget Fund 240

DEPARTMENTAL MISSION

This impact fund is administered to provide water system improvements required by planned growth in Gonzales, in an efficient and effective manner.

DEPARTMENTAL PROGRAMS

- This fund is used for improvements to the water system required to accommodate growth in Gonzales.
- This fund assesses and collects appropriate fees to fund needed water system improvements for planned growth.

ACCOMPLISHMENTS FOR FY 2017-2018

- Collected approved impact fees for development projects.
- Funded the development of replacement well plans.

DEPARTMENTAL GOALS FOR FY 2018-2019

- Collect impact fees as appropriate from development.
- Update the water impact fee study.
- Fund the equipping of a replacement well.

FY 2018-2019 RECOMMENDED BUDGET

This Fund's FY 2018-2019 Recommended Budget represents a decrease of (\$28,438) or (4.9%) in expenditures, and a decrease of (\$10,600) or (17%) in revenues, when compared to the FY 2017-2018 Approved Budget. As a result, the Requested Net Cost is decreased by (\$17,838).

Estimated Fund Balance

The year-end Fund Balance is estimated to be \$492,562 as of June 30, 2018, which is sufficient to cover the Fund's Net Cost.

Revenues

Revenues are anticipated from development. Conservative estimates are used in the budget process.

Personnel

There are no personnel costs reflected in this budget.

Services and Supplies

This budget reflects funds to further develop water system modeling for future system needs. In addition, Impact Fee Study funds are included in this area.

Capital Projects/Fixed Assets

Funding for the equipping of a replacement well is the only capital project reflected in the budget.

MAJOR POLICY CONSIDERATIONS

There are no major policy considerations reflected in the budget.

BUDGET WORKSHEET

City Of Gonzales

Month: 5/31/2018	Prior Year	Current Year			(6)	(7)	(8)	
	Actual	Original Budget	Amended Budget	Actual Thru May	Estimated Total	Dept Request	CM Adjusted	Council Adopt
Fund: 240 - Water Impact Fund								
Revenues								
Dept: 000								
5273.000 Water Impact Fees	55,396	60,000	60,000	116,437	60,000	50,000	50,000	
5510.000 Investment Income	0	0	0	0	0			
5515.000 Interest Income	2,576	1,600	1,600	1,051	1,600	1,000	1,000	
5820.000 Other Income - Misc Payments	0	0	0	2,000	0			
5860.000 Principal Payments Received	0	0	0	0	0			
Dept: 000	57,972	61,600	61,600	119,488	61,600	51,000	51,000	0
Total Revenues	57,972	61,600	61,600	119,488	61,600	51,000	51,000	0
Expenditures								
Dept: 000								
6210.000 Special Departmental Expenses	0	0	0	0	0			
6211.000 Office Supplies	0	0	0	0	0			
6212.000 Maintenance Supplies	0	0	0	0	0			
6235.000 Engineering and Surveying	0	20,000	20,000	781	20,000	20,000	20,000	
6245.000 Other Contractual Services	0	2,000	2,000	0	2,000	2,000	2,000	
6255.000 Liability Insurance	0	0	0	0	0			
6530.000 Capital Outlay-Improvements	0	550,000	550,000	0	0	750,000	521,562	
Dept: 000	0	572,000	572,000	781	22,000	772,000	543,562	0
Total Expenditures	0	572,000	572,000	781	22,000	772,000	543,562	0
Water Impact Fund	57,972	-510,400	-510,400	118,707	39,600	-721,000	-492,562	0

Attachment: Budget (1207 : FY 2018-2019 Recommended Budget)

**Public Facilities Impact Fund
Budget Narrative for FY 2018-2019
Budget Fund 241**

DEPARTMENTAL MISSION

This Impact Fund is administered to provide public facilities required by planned growth in Gonzales, in an efficient and effective manner.

DEPARTMENTAL PROGRAMS

This fund is used to track expenditures for improvements to City general facilities impacted and/or needed, as a result of development, and/or growth.

ACCOMPLISHMENTS FOR FY 2017-2018

- Continued discussion on the future expansion of City Hall.
- Finished the American with Disability Act (ADA) Improvements to the Council Chambers and City Hall.

DEPARTMENTAL GOALS FOR FY 2018-2019

- Finalize the design work for the future City Hall.
- Continue to work with the Monterey County Health Department, Clinica de la Salud and Salinas Valley Memorial Hospital to expand services to the residents of Gonzales.
- Refine the existing Agreement with Monterey County Free Library to begin to develop the new Library project.

FY 2018-2019 RECOMMENDED BUDGET

The Department's FY 2018-2019 Recommended Budget represents a decrease of (\$10,000) or (50%) in expenditures, and (\$14,000) or (58%) in revenues, when compared to the FY 2017-2018 Approved Budget. As a result, the Requested Net Cost increased by \$4,000.

Estimated Fund Balance

The year-end Fund Balance is estimated to be \$67,974 as of June 30, 2018.

Revenues

This budget reflects revenues expected from development.

Personnel

There are no personnel costs reflected in this budget.

Services and Supplies

This budget reflects funds to plan for improved public facilities as growth occurs.

Capital Projects/Fixed Assets

There are no capital improvements presented in this budget.

MAJOR POLICY CONSIDERATIONS

There are no major policy considerations reflected in this budget.

BUDGET WORKSHEET

City Of Gonzales

Month: 5/31/2018	Prior	Current Year			(6)	(7)	(8)	
	Year Actual	Original Budget	Amended Budget	Actual Thru May	Estimated Total	Dept Request	CM Adjusted	Council Adopt
Fund: 241 - Public Facilities Impact Mitig								
Revenues								
Dept: 000								
5277.000 Public Facilities Impact Fees	23,275	24,000	24,000	0	24,000	10,000	10,000	
5515.000 Interest Income	357	200	200	0	200	200	200	
Dept: 000	23,632	24,200	24,200	0	24,200	10,200	10,200	0
Total Revenues	23,632	24,200	24,200	0	24,200	10,200	10,200	0
Expenditures								
Dept: 000								
6210.000 Special Departmental Expenses	0	0	0	0	0			
6212.000 Maintenance Supplies	0	0	0	0	0			
6245.000 Other Contractual Services	5,046	10,000	10,000	0	10,000	10,000	10,000	
6275.000 Subscriptions and Training	0	0	0	0	0			
6530.000 Capital Outlay-Improvements	7,455	10,000	10,000	0	10,000			
Dept: 000	12,501	20,000	20,000	0	20,000	10,000	10,000	0
Total Expenditures	12,501	20,000	20,000	0	20,000	10,000	10,000	0
Public Facilities Impact Mitig	11,131	4,200	4,200	0	4,200	200	200	0

Attachment: Budget (1207 : FY 2018-2019 Recommended Budget)

**Public Uses Impact Fund
Budget Narrative for FY 2018-2019
Budget Fund 242**

DEPARTMENTAL MISSION

This impact fund is administered to provide public uses required by planned growth in Gonzales, in an efficient and effective manner.

DEPARTMENTAL PROGRAMS

This Fund is used to track expenditures for improvements or construction of the Community Center or other community facilities impacted, and/or needed as a result of development, and/or growth.

ACCOMPLISHMENTS FOR FY 2017-2018

- The Council approved an agreement with CHISPA to begin the development of a multi-family housing as the first step to the joint project with the development of a state-of-the-art Community Library.

DEPARTMENTAL GOALS FOR FY 2018-2019

- Continue to collect impact funds.
- Work with CHISPA and the Monterey County Free Library to continue to develop the joint project.
- Continue to work with the GUSD on constructing a much needed second Elementary School.

FY 2018-2019 RECOMMENDED BUDGET

The Department's FY 2018-2019 Recommended Budget represents a decrease in expenditures of (\$1,000) or (10%), when compared to the FY 2017-2018 Approved Budget.

Estimated Fund Balance

The year-end Fund Balance is estimated to be \$9,873 as of June 30, 2018.

Revenues & Expenditures

The budget reflects engineering and surveying activity to work on the joint project.

MAJOR POLICY CONSIDERATIONS

There are no major policy considerations reflected in this budget.

BUDGET WORKSHEET

City Of Gonzales

Month: 5/31/2018	Prior	Current Year			(6)	(7)	(8)	
	Year Actual	Original Budget	Amended Budget	Actual Thru May	Estimated Total	Dept Request	CM Adjusted	Council Adopt
Fund: 242 - Public Uses Mitigation Fees								
Revenues								
Dept: 000								
5277.000 Public Facilities Impact Fees	0	0	0	0	0			
5515.000 Interest Income	114	0	0	0	0			
Dept: 000	114	0	0	0	0	0	0	0
Total Revenues	114	0	0	0	0	0	0	0
Expenditures								
Dept: 000								
6210.000 Special Departmental Expenses	0	0	0	0	0			
6235.000 Engineering and Surveying	0	10,000	10,000	0	10,000	10,000	9,000	
6245.000 Other Contractual Services	0	0	0	0	0			
Dept: 000	0	10,000	10,000	0	10,000	10,000	9,000	0
Total Expenditures	0	10,000	10,000	0	10,000	10,000	9,000	0
Public Uses Mitigation Fees	114	-10,000	-10,000	0	-10,000	-10,000	-9,000	0

Attachment: Budget (1207 : FY 2018-2019 Recommended Budget)

**Aquatics Facilities Impact Fund
Budget Narrative for FY 2018-2019
Budget Fund 243**

DEPARTMENTAL MISSION

This impact fund is administered by the Aquatics Program, which supports the Vision and Mission of the City by providing a safe environment for aquatic recreation; teaching aquatic safety through swim lessons; providing opportunities for Gonzales residents to enjoy aquatic recreation; and managing fiscal resources responsibly.

DEPARTMENTAL PROGRAMS

This fund is used to track expenditures for improvements to the Aquatics Facility.

ACCOMPLISHMENTS FOR FY 2017-2018

- Collected Impact Funds.

DEPARTMENTAL GOALS FOR FY 2018-2019

- Continue to collect Impact Funds.

FY 2018-2019 RECOMMENDED BUDGET

The Department's FY 2018-2019 Recommended Budget reflects no activity. As a result, the Net Cost is zero.

Revenues

This budget reflects no revenues.

Personnel

There are no personnel costs reflected in this budget.

Services and Supplies

This category reflects no expenditures.

MAJOR POLICY CONSIDERATIONS

There are no major policy considerations at this time.

BUDGET WORKSHEET

City Of Gonzales

Month: 5/31/2018	Prior	Current Year			(6)	(7)	(8)	
	Year Actual	Original Budget	Amended Budget	Actual Thru May	Estimated Total	Dept Request	CM Adjusted	Council Adopt
Fund: 243 - Aquatic Facilities Mitigation								
Revenues								
Dept: 000								
5277.000 Public Facilities Impact Fees	0	0	0	0	0			
5515.000 Interest Income	0	0	0	0	0			
5958.000 Transfer from Fund 460	0	0	0	0	0			
Dept: 000	0	0	0	0	0	0	0	0
Total Revenues	0	0	0	0	0	0	0	0
Expenditures								
Dept: 000								
6210.000 Special Departmental Expenses	0	0	0	0	0			
6212.000 Maintenance Supplies	0	0	0	0	0			
6530.000 Capital Outlay-Improvements	0	0	0	0	0			
Dept: 000	0	0	0	0	0	0	0	0
Total Expenditures	0	0	0	0	0	0	0	0
Aquatic Facilities Mitigation	0	0	0	0	0	0	0	0

Attachment: Budget (1207 : FY 2018-2019 Recommended Budget)

**Animal Control Facilities Impact Fees Fund
Budget Narrative for FY 2018-2019
Budget Fund 244**

DEPARTMENTAL MISSION

This fund is administered by the Gonzales Police Department who supports the Vision and Mission of the City by providing public safety services based on a cooperative community policing platform to ensure the safety of all of our residents, businesses, and visitors.

DEPARTMENTAL PROGRAMS

This fund is used to track the revenues and expenditures for improvements to the Animal Control Holding Facility, from Impact Fees collected from new development with the City.

ACCOMPLISHMENTS FOR FY 2017-2018

- The Gonzales Animal Control Holding Facility used for temporarily holding animals, continued to meet the needs of our community.
- The Animal Control Officer did community outreach and enforcement to bring most of the dogs owed in the City into compliance with vaccinations and licensing.

DEPARTMENTAL GOALS FOR FY 2018-2019

- Continue to collect Animal Control Facility Impact Fees for all new development in the City.

FY 2018-2019 RECOMMENDED BUDGET

The Department's FY 2018-2019 Recommended Budget reflects no activity.

Revenues

Minimal activity is anticipated because the source of revenues for this fund is derived from the development of new housing.

Personnel

There are no personnel costs associated with this budget.

Services and Supplies

This budget reflects no expenditures.

Capital Projects and Fixed Assets

This budget reflects no expenditures.

MAJOR POLICY CONSIDERATIONS

There are no major policy considerations reflected in this budget.

BUDGET WORKSHEET

City Of Gonzales

Month: 5/31/2018	Prior	Current Year			(6)	(7)	(8)	
	Year	Original	Amended	Actual Thru	Estimated	Dept Request	CM Adjusted	Council Adopt
	Actual	Budget	Budget	May	Total			
Fund: 244 - Animal Control Facilities Miti								
Revenues								
Dept: 000								
5277.000 Public Facilities Impact Fees	0	0	0	0	0			
5958.000 Transfer from Fund 460	0	0	0	0	0			
Dept: 000	0	0	0	0	0	0	0	0
Total Revenues	0	0	0	0	0	0	0	0
Expenditures								
Dept: 000								
6210.000 Special Departmental Expenses	0	0	0	0	0			
6212.000 Maintenance Supplies	0	0	0	0	0			
6530.000 Capital Outlay-Improvements	0	0	0	0	0			
Dept: 000	0	0	0	0	0	0	0	0
Total Expenditures	0	0	0	0	0	0	0	0
Animal Control Facilities Miti	0	0	0	0	0	0	0	0

Attachment: Budget (1207 : FY 2018-2019 Recommended Budget)

Storm Drainage Facilities Impact Fee Budget Narrative for FY 2018-2019 Budget Fund 245

DEPARTMENTAL MISSION

This impact fund is administered to provide storm drainage facilities to meet the needs of planned growth in Gonzales in an efficient and effective manner.

DEPARTMENTAL PROGRAMS

This fund is used to improve the stormwater drainage systems, necessary to accommodate growth within the City.

ACCOMPLISHMENTS FOR FY 2017-2018

- There were no fees collected.
- There was no activity in this fund.

DEPARTMENTAL GOALS FOR FY 2018-2019

- Continue collection of appropriate stormwater drainage facilities impact funds.
- Complete year-three of stormwater permit.
- Update impact fees to match new requirements.

FY 2018-2019 RECOMMENDED BUDGET

This Fund's FY 2018-2019 Recommended Budget represents an increase of \$5,000 in expenditures, and a decrease of (\$6,030) or (55%) in revenues, when compared to the FY 2017-2018 Approved Budget. As a result, the Requested Net Cost is increased by \$11,030.

Estimated Fund Balance

The year-end Fund Balance is estimated to be \$9,180 as of June 30, 2018

Revenues

Revenues are not anticipated from development.

Personnel

There are no personnel costs reflected in this budget.

Services and Supplies

This budget reflects minimal funding to assist in funding long-term growth needs.

Capital Projects/Fixed Assets

There are no capital projects/fixed assets reflected in this budget.

MAJOR POLICY CONSIDERATIONS

Consideration of developing Stormwater Drainage Master Plans are required with all new development. In addition, consideration should be given to a funding source for ongoing stormwater permit compliance.

BUDGET WORKSHEET

City Of Gonzales

Month: 5/31/2018	Prior	Current Year			(6)	(7)	(8)	
	Year	Original	Amended	Actual Thru	Estimated	Dept Request	CM Adjusted	Council Adopt
	Actual	Budget	Budget	May	Total			
Fund: 245 - Storm Drainage Facil Impact								
Revenues								
Dept: 000								
5279.000 Storm Drainage Impact Fees	0	10,850	10,850	0	10,850	5,000	5,000	
5515.000 Interest Income	164	200	200	17	200	20	20	
Dept: 000	164	11,050	11,050	17	11,050	5,020	5,020	0
Total Revenues	164	11,050	11,050	17	11,050	5,020	5,020	0
Expenditures								
Dept: 000								
6210.000 Special Departmental Expenses	0	0	0	0	0			
6235.000 Engineering and Surveying	35,791	0	0	0	0			
6245.000 Other Contractual Services	0	0	0	0	0	5,000	5,000	
Dept: 000	35,791	0	0	0	0	5,000	5,000	0
Total Expenditures	35,791	0	0	0	0	5,000	5,000	0
Storm Drainage Facil Impact	-35,627	11,050	11,050	17	11,050	20	20	0

Attachment: Budget (1207 : FY 2018-2019 Recommended Budget)

**Park Impact
Budget Narrative for FY 2018-2019
Budget Fund 250**

DEPARTMENTAL MISSION

This impact fund is administered to improve Gonzales' Park System to accommodate planned growth.

DEPARTMENTAL PROGRAMS

- This fund collects approved fee from development projects.
- This fund is used to finance park improvement projects required for planned growth.

ACCOMPLISHMENTS FOR FY 2017-2018

- There was no activity in this fund in this fiscal year.

DEPARTMENTAL GOALS FOR FY 2018-2019

- Ensure that future park improvements are adequately planned.
- Collect appropriate fees from new development.

FY 2018-2019 RECOMMENDED BUDGET

This Fund's FY 2018-2019 Recommended Budget represents no change in expenditures or revenues, when compared to the FY 2017-2018 Approved Budget. As a result, the requested Net Cost is not increased.

Estimated Fund Balance

The year-end Fund Balance is estimated to be \$342 as of June 30, 2018.

Revenues

No revenues are reflected. The next infusion of revenue to this fund will occur when the next housing project materializes.

Personnel

There are no personnel costs reflected in this budget.

Services and Supplies

The budget reflects no services and supplies.

Capital Projects/Fixed Assets

The budget reflects no capital projects.

MAJOR POLICY CONSIDERATIONS

Completing a “Park Master Plan” would be valuable to coordinate future parks and open space.

BUDGET WORKSHEET

City Of Gonzales

Month: 5/31/2018	Prior	Current Year			(6)	(7)	(8)	
	Year Actual	Original Budget	Amended Budget	Actual Thru May	Estimated Total	Dept Request	CM Adjusted	Council Adopt
Fund: 250 - Park Impact Fund								
Revenues								
Dept: 000								
5274.000	0	0	0	0	0			
5275.000	0	0	0	0	0			
5277.000	0	0	0	0	0			
5510.000	0	0	0	0	0			
5515.000	60	100	100	0	100			
5521.000	0	0	0	0	0			
5820.000	0	0	0	0	0			
5826.000	0	0	0	0	0			
Dept: 000	60	100	100	0	100	0	0	0
Total Revenues	60	100	100	0	100	0	0	0
Expenditures								
Dept: 000								
6210.000	0	0	0	0	0			
6212.000	0	0	0	0	0			
6230.000	0	0	0	0	0			
6235.000	0	2,500	2,500	0	0	2,500		
6245.000	0	0	0	0	0			
6260.000	0	0	0	0	0			
6275.000	0	0	0	0	0			
6530.000	0	0	0	0	0			
6610.000	0	0	0	0	0			
6620.000	0	0	0	0	0			
Dept: 000	0	2,500	2,500	0	0	2,500	0	0
Total Expenditures	0	2,500	2,500	0	0	2,500	0	0
Park Impact Fund	60	-2,400	-2,400	0	100	-2,500	0	0

Attachment: Budget (1207 : FY 2018-2019 Recommended Budget)

**Intersection Improvement Fund
Budget Narrative for FY 2018-2019
Budget Fund 260**

DEPARTMENTAL MISSION

This impact fund is administered to provide needed traffic improvements required for growth around intersection improvements in an efficient and effective manner. This fund was set up to fund the future improvements on Fifth Street at US 101.

DEPARTMENTAL PROGRAMS

- This budget collects approved fees to fund intersection improvements.
- This budget funds planning for traffic intersection improvements.
- This budget funds intersection improvements.

ACCOMPLISHMENTS FOR FY 2017-2018

- Maintained the funds for the future intersection improvements on Fifth Street.
- Started the process to signalize Fifth Street overpass.

DEPARTMENTAL GOALS FOR FY 2018-2019

- Continue to collect fair share of improvement costs for traffic intersection improvements on Fifth Street from development.
- Install traffic signals to improve traffic at Fifth Street and US 101.

FY 2018-2019 RECOMMENDED BUDGET

This Fund's FY 2018-2019 Recommended Budget represents an increase of \$125,000 or 92% in expenditures, and a decrease of (\$600) or (60%) in revenues, when compared to the FY 2017-2018 Approved Budget. As a result, the Requested Net Cost is increased by \$125,600.

Estimated Fund Balance

The year-end Fund Balance is estimated to be \$370,317 as of June 30, 2018, which is sufficient to cover this Fund's Net Cost.

Revenues

Revenues reflected in the budget are interest earnings.

Personnel

There are no personnel costs reflected in this budget.

Services and Supplies

This area includes planning and engineering to signalize the Fifth Street overpass.

Capital Projects/Fixed Assets

Traffic signals are the capital projects/fixed assets reflected in this budget.

MAJOR POLICY CONSIDERATIONS

As the City grows in the future, traffic will be more impacted on Fifth Street with the construction of the proposed new school or the approved residential development east of the freeway. As a result, these developments will necessitate improvements in traffic flow due to impacts to congested intersections. Traffic signals are considered an interim solution. Funds must be raised for the long-term solution.

BUDGET WORKSHEET

City Of Gonzales

Month: 5/31/2018	Prior	Current Year			(6)	(7)	(8)	
	Year	Original	Amended	Actual Thru	Estimated	Dept Request	CM Adjusted	Council Adopt
	Actual	Budget	Budget	May	Total			
Fund: 260 - Intersection Improvement Fund								
Revenues								
Dept: 000								
5275.000	Signalization Fees	0	0	0	0			
5515.000	Interest Income	1,255	1,000	1,000	408	1,000	400	400
Dept: 000								
		1,255	1,000	1,000	408	1,000	400	400
	Total Revenues	1,255	1,000	1,000	408	1,000	400	400
Expenditures								
Dept: 000								
6210.000	Special Departmental Expenses	0	0	0	0			
6235.000	Engineering and Surveying	0	135,000	135,000	0	10,000	10,000	10,000
6245.000	Other Contractual Services	0	0	0	0			
6530.000	Capital Outlay-Improvements	0	0	0	0	0	250,000	250,000
Dept: 000								
		0	135,000	135,000	0	10,000	260,000	260,000
	Total Expenditures	0	135,000	135,000	0	10,000	260,000	260,000
	Intersection Improvement Fund	1,255	-134,000	-134,000	408	-9,000	-259,600	-259,600

Attachment: Budget (1207 : FY 2018-2019 Recommended Budget)

**California Breeze Parks and Open Space
Maintenance Assessment Districts
Phase I, II, & III
Budget Narrative for FY 2018-2019
Budget Fund 270**

DEPARTMENTAL MISSION

These Assessment Districts are administered to provide maintenance for parks and open space areas in the California Breeze subdivision.

DEPARTMENTAL PROGRAMS

- Maintain Meyer Park.
- Maintain street landscaping in the California Breeze Subdivision.
- Maintain drainage ponds.

ACCOMPLISHMENTS FOR FY 2017-2018

- Maintained Meyer Park.
- Maintained street landscaping in the California Breeze Subdivision.
- Maintained drainage ponds.
- Improved landscape maintenance.

FUND GOALS FOR FY 2018-2019

- Continue to improve the maintenance of Meyer Park.
- Replace the restroom at Meyer Park.
- Resurface the basketball court.

FY 2018-2019 RECOMMENDED BUDGET

This Fund's FY 2018-2019 Recommended Budget represents essentially no change when compared to the FY 2017-2018 Approved Budget. As a result, the Requested Net Cost remains unchanged.

Estimated Fund Balance

The year-end Fund Balance is estimated to be \$81,471 as of June 30, 2018, which is sufficient to offset the Fund's Net Cost.

Revenues

Revenues reflect no increase.

Personnel

This fund's budget compensates the Public Works Department for time spent maintaining areas of the California Breeze Subdivision.

Services and Supplies

This category reflects the necessary items to provide required maintenance to the district's facilities. In addition, it reflects a landscape maintenance contract and resurfacing the basketball court.

Capital Projects/Fixed Assets

The Budget reflects no capital projects or fixed assets.

MAJOR POLICY CONSIDERATIONS

The turf may need replacement in the future as funds accrue. Staff will be requesting bids/quotes to replace the restroom facility. Once the quotes are received, and if there are sufficient resources in the California Breeze Maintenance Districts, an item will be brought before the City Council to amend the budget and approve the project.

BUDGET WORKSHEET

City Of Gonzales

Month: 5/31/2018	Prior Year	Current Year			(6)	(7)	(8)	
	Actual	Original Budget	Amended Budget	Actual Thru May	Estimated Total	Dept Request	CM Adjusted	Council Adopt
Fund: 270 - CA Breeze Park Maintenance								
Revenues								
Dept: 000								
5110.000 Property Taxes-Secured	77,517	80,000	80,000	77,155	77,155	80,000	80,000	
5120.000 Property Taxes-Unsecured	0	600	600	0	600			
5130.000 Property Taxes-Prior Year	560	0	0	138	0			
5140.000 Property Taxes-Supplemental	0	0	0	0	0			
5515.000 Interest Income	627	400	400	99	400	100	100	
Dept: 000	78,704	81,000	81,000	77,392	78,155	80,100	80,100	0
Total Revenues	78,704	81,000	81,000	77,392	78,155	80,100	80,100	0
Expenditures								
Dept: 000								
6110.000 Salaries-Regular Pay	26,963	24,370	24,370	21,928	24,370	25,930	25,930	
6111.000 Salaries-Overtime Pay	1,861	400	400	866	400	400	400	
6112.000 Salaries-Extra Help	0	0	0	0	0			
6113.000 Salaries-Differentials	263	840	840	0	840	840	840	
6131.000 Deferred Compensation Expense	129	255	255	0	255	270	270	
6132.000 Retirement - PERS	5,120	4,830	4,830	1,563	4,830	4,890	4,890	
6140.000 Life and Disability Insurance	285	1,245	1,245	249	1,245	442	442	
6150.000 Workers Comp Insurance	742	755	755	753	755	615	615	
6160.000 Social Security	2,173	1,960	1,960	1,687	1,960	2,079	2,079	
6170.000 Health and Dental Insurance	7,849	5,940	5,940	5,956	5,940	5,940	5,940	
6210.000 Special Departmental Expenses	106	0	0	5	0			
6211.000 Office Supplies	0	0	0	0	0			
6212.000 Maintenance Supplies	14	5,000	5,000	17	5,000	5,000	5,000	
6220.000 Telephone	0	0	0	0	0			
6225.000 Utilities	12,469	10,000	10,000	7,389	10,000	12,000	12,000	
6226.000 Utilities-Water	0	0	0	0	0			
6230.000 Legal and Accounting	462	500	500	126	500	500	500	
6235.000 Engineering and Surveying	3,148	5,000	5,000	3,934	5,000	12,000	12,000	
6245.000 Other Contractual Services	56,046	30,000	30,000	13,441	30,000	20,000	20,000	
6260.000 Advertising	464	500	500	0	500			
6542.000 Equipment-Vehicles	0	0	0	0	0			
6900.000 Transfers to General Fund	5,000	5,000	5,000	2,500	5,000	5,000	5,000	
Dept: 000	123,094	96,595	96,595	60,414	96,595	95,906	95,906	0
Total Expenditures	123,094	96,595	96,595	60,414	96,595	95,906	95,906	0
CA Breeze Park Maintenance	-44,390	-15,595	-15,595	16,978	-18,440	-15,806	-15,806	0

Attachment: Budget (1207 : FY 2018-2019 Recommended Budget)

**California Breeze Benefit Assessment Districts
Budget Narrative for FY 2018-2019
Budget Funds 280, 290, and 300**

DEPARTMENTAL MISSION

These Assessment Districts are administered to provide safe and effective public improvements in the California Breeze Subdivision. The streets, street lights, drainage pond, and storm drains will be maintained for the benefit of the residents of the subdivision in the most efficient manner possible.

DEPARTMENTAL PROGRAMS

- Maintain streets, street lighting, sweeping, striping, and signage in the California Breeze Subdivision.
- Maintain the stormwater drainage system in the California Breeze Subdivision.

ACCOMPLISHMENTS FOR FY 2017-2018

- Maintained street lights.
- Maintained street sweeping in the California Breeze Subdivision.
- Maintained the stormwater drainage system in the California Breeze Subdivision.

DEPARTMENTAL GOALS FOR FY 2018-2019

- Maintain streets of the California Breeze Subdivision in the most efficient and effective manner within the approved budget.
- Stripe streets as needed.
- Replace street signs as needed.
- Maintain street Sweeping Program.

FY 2018-2019 RECOMMENDED BUDGET

FUND 280 - California Breeze Phase I

This Fund's FY 2018-2019 Recommended Budget represents a decrease of (\$27,556) or (61%) in expenditures, and (\$910) or (5%) in revenues, when compared to the FY 2017-2018 Approved Budget. As a result, the Requested Net Cost is decreased by (\$26,646).

FUND 290 - California Breeze Phase II

This Fund's FY 2018-2019 Recommended Budget represents a decrease of (\$10,400) or (35%) in expenditures, and (\$850) or (3%) revenues, when compared to the FY 2017-2018 Approved Budget. As a result, the Requested Net Cost is decreased by (\$9,550).

FUND 300 - California Breeze Phase III

This fund's FY 2018-2019 Recommended Budget represents a decrease of (\$39,931) or (67%) in expenditures, and (\$950) or (3%) in revenues, when compared to the FY 2017-2018 Approved Budget. As a result, the Requested Net Cost is decreased by (\$38,981).

Estimated Fund Balance

The year-end Fund Balances are estimated to be \$12,461 for Fund 280, and \$58,639 for Fund 300 as of June 30, 2018, which is sufficient to cover the Net Costs.

Revenues

Revenues, which are special assessments, have essentially remained constant.

Personnel

These budgets pay for Public Works Department staff that maintains the districts' assets.

Services and Supplies

These budgets pay for street lights and maintenance supplies required to provide the best public streets and drainage to meet the needs of area residents. In addition, it reflects:

- Clearing and dredging the percolation pond
- This fund's share of the Stormwater Plan
- A proactive Street Sign Replacement Program
- The development of a Street Maintenance Plan as part of the pavement management plan

Capital Projects/Fixed Assets

There are no capital outlay reflected in these budgets.

MAJOR POLICY CONSIDERATIONS

The property tax assessments generated by these three districts, are intended to minimize the maintenance financial obligations generated by the development of this subdivision on the City's General Fund. The street repair funds are accumulated for large street repairs. All three districts will fund road repairs and striping as funds become available.

BUDGET WORKSHEET

City Of Gonzales

Month: 5/31/2018	Prior Year	Current Year			(6)	(7)	(8)	
	Actual	Original Budget	Amended Budget	Actual Thru May	Estimated Total	Dept Request	CM Adjusted	Council Adopt
Fund: 280 - CA Breeze Maintenance #1								
Revenues								
Dept: 000								
5110.000 Property Taxes-Secured	14,891	15,300	15,300	14,916	14,916	15,000	15,000	
5130.000 Property Taxes-Prior Year	597	600	600	113	113			
5515.000 Interest Income	228	110	110	0	110	100	100	
Dept: 000	15,716	16,010	16,010	15,029	15,139	15,100	15,100	0
Total Revenues	15,716	16,010	16,010	15,029	15,139	15,100	15,100	0
Expenditures								
Dept: 000								
6110.000 Salaries-Regular Pay	0	2,322	2,322	2,030	2,322	2,334	2,334	
6111.000 Salaries-Overtime Pay	0	20	20	0	20	20	20	
6112.000 Salaries-Extra Help	0	0	0	0	0			
6113.000 Salaries-Differentials	0	0	0	0	0			
6132.000 Retirement - PERS	88	442	442	146	442	423	423	
6140.000 Life and Disability Insurance	13	39	39	24	39	40	40	
6150.000 Workers Comp Insurance	59	60	60	60	60	49	49	
6160.000 Social Security	0	179	179	150	179	180	180	
6170.000 Health and Dental Insurance	123	475	475	236	475	475	475	
6210.000 Special Departmental Expenses	434	5,000	5,000	0	5,000	1,000	1,000	
6212.000 Maintenance Supplies	0	10,000	10,000	0	10,000	1,000	1,000	
6213.000 Oils and Lubricants	226	500	500	173	500	500	500	
6225.000 Utilities	4,534	5,500	5,500	4,155	5,500	5,500	5,500	
6230.000 Legal and Accounting	154	590	590	42	590	500	500	
6235.000 Engineering and Surveying	1,400	5,000	5,000	1,318	5,000	1,400	1,400	
6245.000 Other Contractual Services	0	10,000	10,000	0	10,000			
6248.000 Street Sweeping	4,014	0	0	0	0			
6260.000 Advertising	155	0	0	0	0	150	150	
6530.000 Capital Outlay-Improvements	0	0	0	0	0			
6900.000 Transfers to General Fund	5,000	5,000	5,000	2,500	5,000	4,000	4,000	
Dept: 000	16,200	45,127	45,127	10,834	45,127	17,571	17,571	0
Total Expenditures	16,200	45,127	45,127	10,834	45,127	17,571	17,571	0
CA Breeze Maintenance #1	-484	-29,117	-29,117	4,195	-29,988	-2,471	-2,471	0

Attachment: Budget (1207 : FY 2018-2019 Recommended Budget)

BUDGET WORKSHEET

City Of Gonzales

Month: 5/31/2018	Prior Year Actual	Current Year			Estimated Total	(6) Dept Request	(7) CM Adjusted	(8) Council Adopt
		Original Budget	Amended Budget	Actual Thru May				
Fund: 290 - CA Breeze Maintenance #2								
Revenues								
Dept: 000								
5110.000 Property Taxes-Secured	24,034	24,800	24,800	23,942	23,942	24,000	24,000	
5120.000 Property Taxes-Unsecured	0	0	0	0	0			
5130.000 Property Taxes-Prior Year	103	0	0	0	0			
5140.000 Property Taxes-Supplemental	0	0	0	0	0			
5515.000 Interest Income	55	150	150	0	150	100	100	
Dept: 000	24,192	24,950	24,950	23,942	24,092	24,100	24,100	0
Total Revenues	24,192	24,950	24,950	23,942	24,092	24,100	24,100	0
Expenditures								
Dept: 000								
6110.000 Salaries-Regular Pay	0	4,064	4,064	3,553	4,064	4,084	4,084	
6111.000 Salaries-Overtime Pay	0	35	35	0	35	35	35	
6112.000 Salaries-Extra Help	0	0	0	0	0			
6113.000 Salaries-Differentials	0	0	0	0	0			
6132.000 Retirement - PERS	155	774	774	256	774	741	741	
6140.000 Life and Disability Insurance	23	39	39	42	39	70	70	
6150.000 Workers Comp Insurance	107	110	110	110	110	90	90	
6160.000 Social Security	0	314	314	262	314	315	315	
6170.000 Health and Dental Insurance	215	831	831	413	831	832	832	
6210.000 Special Departmental Expenses	434	1,000	1,000	0	1,000	1,000	1,000	
6212.000 Maintenance Supplies	0	1,000	1,000	0	1,000	1,000	1,000	
6213.000 Oils and Lubricants	226	300	300	173	300	500	500	
6225.000 Utilities	5,125	5,000	5,000	2,654	5,000	2,500	2,500	
6230.000 Legal and Accounting	154	400	400	42	400	500	500	
6235.000 Engineering and Surveying	1,400	1,000	3,000	1,318	3,000	2,500	2,500	
6245.000 Other Contractual Services	0	0	0	0	0			
6248.000 Street Sweeping	4,014	0	0	0	0			
6260.000 Advertising	155	150	150	0	150	150	150	
6530.000 Capital Outlay-Improvements	0	0	0	0	0			
6900.000 Transfers to General Fund	5,000	5,000	5,000	2,500	5,000	5,000	5,000	
6927.000 Transfer to Street Fund [130]	9,700	9,700	9,700	4,850	9,700			
Dept: 000	26,708	29,717	31,717	16,173	31,717	19,317	19,317	0
Total Expenditures	26,708	29,717	31,717	16,173	31,717	19,317	19,317	0
CA Breeze Maintenance #2	-2,516	-4,767	-6,767	7,769	-7,625	4,783	4,783	0

Attachment: Budget (1207 : FY 2018-2019 Recommended Budget)

BUDGET WORKSHEET

City Of Gonzales

Month: 5/31/2018	Prior Year	Current Year			(6)	(7)	(8)	
	Actual	Original Budget	Amended Budget	Actual Thru May	Estimated Total	Dept Request	CM Adjusted	Council Adopt
Fund: 300 - CA Breeze Maintenance #3								
Revenues								
Dept: 000								
5110.000 Property Taxes-Secured	26,687	27,600	27,600	26,570	26,570	27,000	27,000	
5120.000 Property Taxes-Unsecured	0	0	0	0	0			
5130.000 Property Taxes-Prior Year	0	100	100	0	0			
5140.000 Property Taxes-Supplemental	0	0	0	0	0			
5515.000 Interest Income	766	350	350	26	350	100	100	
Dept: 000	27,453	28,050	28,050	26,596	26,920	27,100	27,100	0
Total Revenues	27,453	28,050	28,050	26,596	26,920	27,100	27,100	0
Expenditures								
Dept: 000								
6110.000 Salaries-Regular Pay	0	3,483	3,483	3,046	3,483	3,500	3,500	
6111.000 Salaries-Overtime Pay	0	30	30	0	30	30	30	
6112.000 Salaries-Extra Help	0	0	0	0	0			
6113.000 Salaries-Differentials	0	0	0	0	0			
6132.000 Retirement - PERS	133	663	663	219	663	635	635	
6140.000 Life and Disability Insurance	19	58	58	36	58	60	60	
6150.000 Workers Comp Insurance	93	95	95	95	95	77	77	
6160.000 Social Security	0	269	269	225	269	270	270	
6170.000 Health and Dental Insurance	184	718	718	354	718	713	713	
6210.000 Special Departmental Expenses	434	5,000	5,000	0	5,000	1,000	1,000	
6212.000 Maintenance Supplies	0	10,000	10,000	0	10,000	1,000	1,000	
6213.000 Oils and Lubricants	226	500	500	173	500	500	500	
6220.000 Telephone	0	0	0	0	0			
6225.000 Utilities	4,059	5,000	5,000	3,789	5,000	4,000	4,000	
6230.000 Legal and Accounting	154	800	800	42	800	500	500	
6235.000 Engineering and Surveying	1,400	5,000	5,000	1,318	5,000	2,500	2,500	
6245.000 Other Contractual Services	0	10,000	10,000	0	10,000			
6248.000 Street Sweeping	4,014	0	0	0	0			
6260.000 Advertising	155	150	150	0	150	150	150	
6530.000 Capital Outlay-Improvements	0	0	0	0	0			
6542.000 Equipment-Vehicles	0	0	0	0	0			
6900.000 Transfers to General Fund	5,000	5,000	5,000	2,500	5,000	5,000	5,000	
6927.000 Transfer to Street Fund [130]	13,100	13,100	13,100	6,550	13,100			
Dept: 000	28,971	59,866	59,866	18,347	59,866	19,935	19,935	0
Total Expenditures	28,971	59,866	59,866	18,347	59,866	19,935	19,935	0

Attachment: Budget (1207 : FY 2018-2019 Recommended Budget)

BUDGET WORKSHEET

City Of Gonzales

	Prior Year Actual	Current Year				(6) Dept Request	(7) CM Adjusted	(8) Council Adopt
		Original Budget	Amended Budget	Actual Thru May	Estimated Total			
Month: 5/31/2018								
CA Breeze Maintenance #3	-1,518	-31,816	-31,816	8,249	-32,946	7,165	7,165	0

Attachment: Budget (1207 : FY 2018-2019 Recommended Budget)

**Canyon Creek Parks & Open Space
Maintenance Assessment Districts
Phase I, II, & III
Budget Narrative for FY 2018-2019
Budget Fund 302**

DEPARTMENTAL MISSION

These Assessment Districts are administered to provide maintenance for parks and public open spaces in the Canyon Creek Subdivision.

DEPARTMENTAL PROGRAMS

- Maintain Canyon Creek Park and the Tot Lot Park.
- Maintain street landscaping in the Canyon Creek Subdivision.
- Maintain drainage pond.
- Manage slough clearing for maximize use of the Canyon Creek Park.

ACCOMPLISHMENTS FOR FY 2017-2018

- Maintained Canyon Creek parks within budget.
- Maintained street landscaping in the Canyon Creek Subdivision.
- Maintained drainage pond.
- Cleared the slough to prevent flooding of the park when possible.
- Coordinated slough clearing with adjacent farming operations.
- Contracted landscape maintenance.
- Applied for grant funds to assist with developing Canyon Creek Park.
- Upgraded drinking fountain at Tot Lot Park.

DEPARTMENTAL GOALS FOR FY 2018-2019

- Continue to maintain Canyon Creek parks so they can be used in the most efficient manner possible.
- Monitor contract landscaping maintenance.
- Continue to maintain drainage through the Canyon Creek park area through coordinated efforts with adjacent property owners.

FY 2018-2019 RECOMMENDED BUDGET

The Fund's FY 2018-2019 Recommended Budget represents an overall decrease of (\$29,447) or (31%) in expenditures, and (\$805) or (.8%) in revenues, when compared to

the FY 2017-2018 Approved Budget. As a result, the Requested Net Cost decreased by (\$28,642).

Estimated Fund Balance

The year-end fund balance for this fund is estimated to be \$305,979 as of June 30, 2018.

Revenues

Revenues, which are special assessments, have essentially remained constant except for the cost of living increase.

Personnel

This fund's budget compensates the Public Works Department for time spent maintaining areas of the Canyon Creek Subdivision.

Services and Supplies

This category reflects the necessary items to provide required maintenance to the district's facilities.

Included in this area are:

- A landscape contract.
- A study of when and how to develop the remaining parkland.

Capital Projects/Fixed Assets

Reflected in this budget are solar lights for the parks.

MAJOR POLICY CONSIDERATIONS

The property tax assessments generated by these districts, are intended to minimize the maintenance financial obligations generated by the development of this subdivision on the City's General Fund. With time, it is hoped that these funds will be used to match other sources to build the full park.

BUDGET WORKSHEET

City Of Gonzales

Month: 5/31/2018	Prior Year	Current Year			(6)	(7)	(8)	
	Actual	Original Budget	Amended Budget	Actual Thru May	Estimated Total	Dept Request	CM Adjusted	Council Adopt
Fund: 302 - Canyon Creek Park & Park Maint								
Revenues								
Dept: 000								
5110.000 Property Taxes-Secured	94,956	97,500	97,500	94,582	94,582	97,000	97,000	
5130.000 Property Taxes-Prior Year	226	230	230	0	0	225	225	
5515.000 Interest Income	1,024	700	700	267	700	400	400	
Dept: 000	96,206	98,430	98,430	94,849	95,282	97,625	97,625	0
Total Revenues	96,206	98,430	98,430	94,849	95,282	97,625	97,625	0
Expenditures								
Dept: 000								
6110.000 Salaries-Regular Pay	22,957	3,364	3,364	3,170	3,364	3,747	3,747	
6111.000 Salaries-Overtime Pay	599	1,000	1,000	0	1,000			
6112.000 Salaries-Extra Help	0	0	0	0	0			
6113.000 Salaries-Differentials	1,415	2,700	2,700	0	2,700			
6114.000 Workers Compensation Payment	0	0	0	0	0			
6131.000 Deferred Compensation Expense	65	127	127	0	127	135	135	
6132.000 Retirement - PERS	2,227	635	635	220	635	675	675	
6140.000 Life and Disability Insurance	245	56	56	36	56	64	64	
6150.000 Workers Comp Insurance	80	85	85	85	85	69	69	
6160.000 Social Security	1,865	257	257	232	257	287	287	
6170.000 Health and Dental Insurance	7,069	594	594	328	594	594	594	
6210.000 Special Departmental Expenses	35	200	200	0	200	1,000	1,000	
6212.000 Maintenance Supplies	982	5,000	5,000	12	5,000	5,000	5,000	
6220.000 Telephone	0	0	0	0	0			
6225.000 Utilities	1,593	3,000	3,000	1,041	3,000	3,000	3,000	
6230.000 Legal and Accounting	441	8,000	8,000	126	8,000	1,000	1,000	
6235.000 Engineering and Surveying	3,954	5,000	5,000	2,100	5,000	5,000	5,000	
6245.000 Other Contractual Services	36,701	33,000	33,000	18,954	33,000	33,000	33,000	
6248.000 Street Sweeping	0	0	0	0	0			
6260.000 Advertising	464	500	500	0	500	500	500	
6530.000 Capital Outlay-Improvements	0	30,000	30,000	0	30,000	10,000	10,000	
6542.000 Equipment-Vehicles	0	0	0	0	0			
6900.000 Transfers to General Fund	0	0	0	0	0			
Dept: 000	80,692	93,518	93,518	26,304	93,518	64,071	64,071	0
Total Expenditures	80,692	93,518	93,518	26,304	93,518	64,071	64,071	0
Canyon Creek Park & Park Maint	15,514	4,912	4,912	68,545	1,764	33,554	33,554	0

Attachment: Budget (1207 : FY 2018-2019 Recommended Budget)

**Canyon Creek Benefit Assessment Districts
Phase I, II, & III
Budget Narrative for FY 2018-2019
Budget Funds 304, 306, and 308**

DEPARTMENTAL MISSION

These Assessment Districts are administered to provide safe and effective public improvements in the Canyon Creek subdivision. The streets, street lights, drainage pond, and stormwater drains will be maintained for the benefit of the residents of the subdivision in the most efficient manner possible.

DEPARTMENTAL PROGRAMS

- Maintain street lighting, striping, and signage in the Canyon Creek Subdivision.
- Maintain the Stormwater Drainage System in the Canyon Creek Subdivision.

ACCOMPLISHMENTS FOR FY 2017-2018

- Maintained street lights.
- Maintained the Stormwater Drainage System.

DEPARTMENTAL GOALS FOR FY 2018-2019

- Maintain streets by repairing potholes, restriping, and replacing signs as needed.
- Provide graffiti abatement quickly.

FY 2018-2019 RECOMMENDED BUDGET

FUND 304 - Canyon Creek Phase I

This Fund's FY 2018-2019 Recommended Budget represents a decrease of (\$8,964) or (17%) in expenditures, and (\$1,350) or (4%) in revenues, when compared to the FY 2017-2018 Approved Budget. As a result, the Requested Net Cost is decreased by (\$7,614).

FUND 306 - Canyon Creek Phase II

This Fund's FY 2018-2019 Recommended Budget represents an increase of \$5,237 or 13% in expenditures, and a minimal increase in revenues, when compared to the FY 2017-2018 Approved Budget. As a result, the Requested Net Cost is increased by \$4,737.

FUND 308 - Canyon Creek Phase III

This Fund's FY 2018-2019 Recommended Budget represents an overall decrease of (\$16,572) or (30%) in expenditures, and a minimal decrease in revenues, when compared to the FY 2017-2018 Approved Budget. As a result, the Requested Net Cost is decreased by (\$16,322).

Estimated Fund Balance

The year-end Fund Balances are estimated to be \$168,086 for Fund 304; \$145,028 for Fund 306; and \$186,569 for Fund 308 as of June 30, 2018, which are sufficient to cover the Net Cost.

Revenues

Revenues, which are special assessments, have essentially been kept the same plus the annual cost of living adjustment.

Personnel

These funds pay for Public Works staff that maintains the districts' assets.

Services and Supplies

These funds pay for maintenance supplies required for streets and drainage to meet the needs of area. Replacement street signs are also included in this area. In addition, these budgets include:

- The clearing of the slough.
- These budgets' share of the Stormwater Plan and Street Maintenance Master Plan.

Capital Projects/Fixed Assets

There is no capital outlay included in these budgets this fiscal year.

MAJOR POLICY CONSIDERATIONS

The property tax assessments generated by these three districts, are intended to minimize the maintenance financial obligations generated by the development of this subdivision on the City's general fund.

BUDGET WORKSHEET

City Of Gonzales

Month: 5/31/2018	Prior Year	Current Year			(6)	(7)	(8)	
	Actual	Original Budget	Amended Budget	Actual Thru May	Estimated Total	Dept Request	CM Adjusted	Council Adopt
Fund: 304 - Canyon Creek Maintenance #1								
Revenues								
Dept: 000								
5110.000 Property Taxes-Secured	31,077	31,900	31,900	34,183	34,183	31,000	31,000	
5130.000 Property Taxes-Prior Year	0	0	0	0	0			
5515.000 Interest Income	1,055	500	500	40	500	50	50	
Dept: 000	32,132	32,400	32,400	34,223	34,683	31,050	31,050	0
Total Revenues	32,132	32,400	32,400	34,223	34,683	31,050	31,050	0
Expenditures								
Dept: 000								
6110.000 Salaries-Regular Pay	0	1,742	1,742	1,523	1,742	1,750	1,750	
6111.000 Salaries-Overtime Pay	0	15	15	0	15	15	15	
6112.000 Salaries-Extra Help	0	0	0	0	0			
6113.000 Salaries-Differentials	0	0	0	0	0			
6132.000 Retirement - PERS	66	331	331	110	331	318	318	
6140.000 Life and Disability Insurance	10	30	30	18	30	30	30	
6150.000 Workers Comp Insurance	53	55	55	55	55	45	45	
6160.000 Social Security	0	135	135	112	135	135	135	
6170.000 Health and Dental Insurance	92	355	355	177	355	356	356	
6210.000 Special Departmental Expenses	434	5,000	5,000	0	5,000	5,000	5,000	
6212.000 Maintenance Supplies	0	10,000	10,000	0	10,000	10,000	10,000	
6213.000 Oils and Lubricants	226	600	600	173	600	800	800	
6225.000 Utilities	2,437	3,300	3,300	1,885	3,300	3,500	3,500	
6230.000 Legal and Accounting	168	800	800	42	800	800	800	
6235.000 Engineering and Surveying	2,038	5,000	5,000	1,056	5,000	5,000	5,000	
6245.000 Other Contractual Services	0	10,000	10,000	750	10,000	10,000	10,000	
6248.000 Street Sweeping	4,014	0	0	0	0			
6260.000 Advertising	155	100	100	0	100	150	150	
6530.000 Capital Outlay-Improvements	0	0	0	0	0			
6900.000 Transfers to General Fund	5,000	5,000	5,000	2,500	5,000	5,000	5,000	
6927.000 Transfer to Street Fund [130]	9,400	9,400	9,400	4,700	9,400			
Dept: 000	24,093	51,863	51,863	13,101	51,863	42,899	42,899	0
Total Expenditures	24,093	51,863	51,863	13,101	51,863	42,899	42,899	0
Canyon Creek Maintenance #1	8,039	-19,463	-19,463	21,122	-17,180	-11,849	-11,849	0

Attachment: Budget (1207 : FY 2018-2019 Recommended Budget)

BUDGET WORKSHEET

City Of Gonzales

Month: 5/31/2018	Prior Year	Current Year			(6)	(7)	(8)	
	Actual	Original Budget	Amended Budget	Actual Thru May	Estimated Total	Dept Request	CM Adjusted	Council Adopt
Fund: 306 - Canyon Creek Maintenance #2								
Revenues								
Dept: 000								
5110.000 Property Taxes-Secured	30,663	31,000	31,000	33,272	33,272	32,000	32,000	
5130.000 Property Taxes-Prior Year	250	200	200	0	200			
5515.000 Interest Income	759	400	400	53	400	100	100	
5821.000 Other Income - Reimbursements	0	0	0	0	0			
Dept: 000	31,672	31,600	31,600	33,325	33,872	32,100	32,100	0
Total Revenues	31,672	31,600	31,600	33,325	33,872	32,100	32,100	0
Expenditures								
Dept: 000								
6110.000 Salaries-Regular Pay	0	1,742	1,742	1,523	1,742	1,750	1,750	
6111.000 Salaries-Overtime Pay	0	15	15	0	15	15	15	
6112.000 Salaries-Extra Help	0	0	0	0	0			
6113.000 Salaries-Differentials	0	0	0	0	0			
6132.000 Retirement - PERS	66	330	330	110	330	318	318	
6140.000 Life and Disability Insurance	10	30	30	18	30	30	30	
6150.000 Workers Comp Insurance	53	55	55	55	55	45	45	
6160.000 Social Security	0	134	134	112	134	135	135	
6170.000 Health and Dental Insurance	92	356	356	177	356	356	356	
6210.000 Special Departmental Expenses	434	800	800	0	800	5,000	5,000	
6212.000 Maintenance Supplies	0	5,000	5,000	0	5,000	10,000	10,000	
6213.000 Oils and Lubricants	226	600	600	173	600	800	800	
6225.000 Utilities	2,437	3,300	3,300	1,885	3,300	3,500	3,500	
6230.000 Legal and Accounting	168	800	800	42	800	800	800	
6235.000 Engineering and Surveying	2,018	10,000	10,000	1,318	10,000	5,000	5,000	
6245.000 Other Contractual Services	0	0	0	750	0	10,000	10,000	
6248.000 Street Sweeping	4,014	0	0	0	0			
6260.000 Advertising	155	100	100	0	100	150	150	
6530.000 Capital Outlay-Improvements	0	0	0	0	0			
6900.000 Transfers to General Fund	5,000	5,000	5,000	2,500	5,000	5,000	5,000	
6927.000 Transfer to Street Fund [130]	9,400	9,400	9,400	4,700	9,400			
Dept: 000	24,073	37,662	37,662	13,363	37,662	42,899	42,899	0
Total Expenditures	24,073	37,662	37,662	13,363	37,662	42,899	42,899	0
Canyon Creek Maintenance #2	7,599	-6,062	-6,062	19,962	-3,790	-10,799	-10,799	0

Attachment: Budget (1207 : FY 2018-2019 Recommended Budget)

BUDGET WORKSHEET

City Of Gonzales

Month: 5/31/2018	Prior Year	Current Year			(6)	(7)	(8)	
	Actual	Original Budget	Amended Budget	Actual Thru May	Estimated Total	Dept Request	CM Adjusted	Council Adopt
Fund: 308 - Canyon Creek Maintenance #3								
Revenues								
Dept: 000								
5110.000 Property Taxes-Secured	43,423	44,900	44,900	47,805	47,805	45,000	45,000	
5130.000 Property Taxes-Prior Year	0	0	0	0	0			
5515.000 Interest Income	835	450	450	92	450	100	100	
5821.000 Other Income - Reimbursements	24,537	0	0	0	0			
Dept: 000	68,795	45,350	45,350	47,897	48,255	45,100	45,100	0
Total Revenues	68,795	45,350	45,350	47,897	48,255	45,100	45,100	0
Expenditures								
Dept: 000								
6110.000 Salaries-Regular Pay	0	2,903	2,903	2,538	2,903	2,917	2,917	
6111.000 Salaries-Overtime Pay	0	25	25	0	25	25	25	
6113.000 Salaries-Differentials	0	0	0	0	0			
6132.000 Retirement - PERS	110	552	552	183	552	530	530	
6140.000 Life and Disability Insurance	16	48	48	30	48	50	50	
6150.000 Workers Comp Insurance	80	85	85	85	85	69	69	
6160.000 Social Security	0	224	224	187	224	225	225	
6170.000 Health and Dental Insurance	153	595	595	295	595	594	594	
6210.000 Special Departmental Expenses	434	5,000	5,000	0	5,000	5,000	5,000	
6212.000 Maintenance Supplies	0	10,000	10,000	0	10,000	5,000	5,000	
6213.000 Oils and Lubricants	0	600	600	0	600	750	750	
6225.000 Utilities	2,438	3,300	3,300	1,885	3,300	3,000	3,000	
6230.000 Legal and Accounting	168	800	800	42	800	550	550	
6235.000 Engineering and Surveying	2,018	5,000	5,000	1,318	5,000	5,000	5,000	
6245.000 Other Contractual Services	32,360	10,000	10,000	750	10,000	10,000	10,000	
6248.000 Street Sweeping	3,928	0	0	0	0			
6260.000 Advertising	155	100	100	0	100	150	150	
6530.000 Capital Outlay-Improvements	0	0	0	0	0			
6900.000 Transfers to General Fund	5,000	5,000	5,000	2,500	5,000	5,000	5,000	
6927.000 Transfer to Street Fund [130]	11,200	11,200	11,200	5,600	11,200			
Dept: 000	58,060	55,432	55,432	15,413	55,432	38,860	38,860	0
Total Expenditures	58,060	55,432	55,432	15,413	55,432	38,860	38,860	0
Canyon Creek Maintenance #3	10,735	-10,082	-10,082	32,484	-7,177	6,240	6,240	0

Attachment: Budget (1207 : FY 2018-2019 Recommended Budget)

**Cipriani Estates Parks & Open Space Maintenance
Assessment District
Budget Narrative for FY 2018-2019
Budget Fund 310**

DEPARTMENTAL MISSION

This Assessment District is administered to provide maintenance for parks and open space areas in the Cipriani Estates Subdivision.

DEPARTMENTAL PROGRAMS

- Maintain Venice Way Park.
- Maintain street entryway landscaping in the Cipriani Estates Subdivision.

ACCOMPLISHMENTS FOR FY 2017-2018

- Maintained Venice Way Park.

DEPARTMENTAL GOALS FOR FY 2018-2019

- Improve the maintenance at Venice Way Park.
- Improve Venice Way Park area with shade structure, and/or add a play structure.
- Add additional picnic equipment.

FY 2018-2019 RECOMMENDED BUDGET

The Fund's FY 2018-2019 Recommended Budget represents an overall decrease of (\$39,000) or (65%) in expenditures, and an increase of \$750 or 2% in revenues, when compared to the FY 2017-2018 Approved Budget. As a result, the Requested Net Cost is decreased by (\$39,750).

Estimated Fund Balance

The year-end Fund Balance is estimated to be \$52,658 as of June 30, 2018.

Revenues

Revenues, which are special assessments, have essentially remained constant.

Personnel

This fund's budget compensates the Public Works Department for time spent maintaining areas of the Cipriani Estates Subdivision.

Services and Supplies

This category reflects the necessary items to provide required maintenance to the district's facilities and a landscape maintenance contract.

Capital Projects/Fixed Assets

There are no capital projects or fixed assets reflected. It is anticipated that during the fiscal year, a play structure and/or shade structure, along with added table and barbecue pit, will be brought to the Council for approval, at which time, the budget will be amended.

MAJOR POLICY CONSIDERATIONS

There are no major policy considerations for this district at this time.

BUDGET WORKSHEET

City Of Gonzales

Month: 5/31/2018	Prior Year	Current Year			(6)	(7)	(8)	
	Actual	Original Budget	Amended Budget	Actual Thru May	Estimated Total	Dept Request	CM Adjusted	Council Adopt
Fund: 310 - Cipriani Estates Park Maint								
Revenues								
Dept: 000								
5110.000 Property Taxes-Secured	31,906	33,000	33,000	33,114	33,114	34,000	34,000	
5120.000 Property Taxes-Unsecured	0	0	0	0	0			
5130.000 Property Taxes-Prior Year	515	0	0	0	0			
5515.000 Interest Income	691	350	350	0	350	100	100	
Dept: 000	33,112	33,350	33,350	33,114	33,464	34,100	34,100	0
Total Revenues	33,112	33,350	33,350	33,114	33,464	34,100	34,100	0
Expenditures								
Dept: 000								
6132.000 Retirement - PERS	0	0	0	0	0			
6210.000 Special Departmental Expenses	0	500	500	0	500	500	500	
6211.000 Office Supplies	0	0	0	0	0			
6212.000 Maintenance Supplies	0	1,000	1,000	0	1,000	1,000	1,000	
6225.000 Utilities	517	2,000	2,000	279	2,000	500	500	
6230.000 Legal and Accounting	420	200	200	126	200	200	200	
6235.000 Engineering and Surveying	4,766	3,000	3,000	2,000	3,000	3,000	3,000	
6245.000 Other Contractual Services	17,026	25,000	25,000	5,398	25,000	7,500	7,500	
6248.000 Street Sweeping	0	0	0	0	0			
6255.000 Liability Insurance	2,740	2,800	2,800	2,036	2,800	2,800	2,800	
6260.000 Advertising	464	150	150	0	150	150	150	
6510.000 Capital Outlay-Land	0	0	0	0	0			
6530.000 Capital Outlay-Improvements	0	20,000	20,000	0	20,000			
6542.000 Equipment-Vehicles	0	0	0	0	0			
6900.000 Transfers to General Fund	5,000	5,000	5,000	2,500	5,000	5,000	5,000	
Dept: 000	30,933	59,650	59,650	12,339	59,650	20,650	20,650	0
Total Expenditures	30,933	59,650	59,650	12,339	59,650	20,650	20,650	0
Cipriani Estates Park Maint	2,179	-26,300	-26,300	20,775	-26,186	13,450	13,450	0

Attachment: Budget (1207 : FY 2018-2019 Recommended Budget)

**Cipriani Estates Benefit Assessment District
Budget Narrative for FY 2018-2019
Budget Fund 312**

DEPARTMENTAL MISSION

This assessment district is administered to provide safe and effective public improvements in the Cipriani Estates subdivision. The streets, street lights, and storm drains will be maintained for the benefit of the residents of the subdivision in the most efficient manner possible.

DEPARTMENTAL PROGRAMS

- Maintain streets, lighting, striping, and signage in the Cipriani Estates Subdivision.
- Maintain the Stormwater Drainage System in the Cipriani Estates Subdivision.

ACCOMPLISHMENTS FOR FY 2017-2018

- Maintained street lights.
- Maintained the Storm Drainage System.

DEPARTMENTAL GOALS FOR FY 2018-2019

- Maintain streets in the most efficient and effective manner.
- Repair pot holes as needed.
- Restripe streets as needed.
- Fund street light utilities.
- Replace street signs as needed.

FY 2018-2019 RECOMMENDED BUDGET

This Fund's FY 2018-2019 Recommended Budget represents an overall decrease of (\$52,717) or (59%) in expenditures, and (\$1,150) or (2%) in revenues, when compared to the FY 2017-2018 Approved Budget. As a result, the Requested Net Cost is decreased by (\$51,567).

Estimated Fund Balance

The year-end Fund Balance is estimated to be \$297,621 as of June 30, 2018.

Revenues

Revenues, which are special assessments, have been constant.

Personnel

This budget pays for Public Works Department staff that maintains the district's assets

Services and Supplies

This budget pays for maintenance supplies for streets and drainage to meet the needs of area. In addition, this Budget includes:

- Funds to maintain and improve the storm drain area.
- This funds a portion of a Stormwater Plan and a Master Plan for street maintenance.
- Maintaining the electric gate for emergency access as needed.
- Restriping and replacing signs as needed.

Capital Projects/Fixed Assets

There is no capital project included in this budget this fiscal year.

MAJOR POLICY CONSIDERATIONS

The property tax assessments generated by these this district is intended to minimize the maintenance financial obligations generated by the development of this subdivision on the City's General Fund. There are no major policy considerations for this district.

BUDGET WORKSHEET

City Of Gonzales

Month: 5/31/2018	Prior Year	Current Year			(6)	(7)	(8)	
	Actual	Original Budget	Amended Budget	Actual Thru May	Estimated Total	Dept Request	CM Adjusted	Council Adopt
Fund: 312 - Cipriani Estates Maintenance								
Revenues								
Dept: 000								
5110.000 Property Taxes-Secured	47,859	49,500	49,500	47,859	47,859	49,000	49,000	
5120.000 Property Taxes-Unsecured	0	0	0	0	0			
5130.000 Property Taxes-Prior Year	725	0	0	0	0			
5515.000 Interest Income	1,598	850	850	178	850	200	200	
Dept: 000	50,182	50,350	50,350	48,037	48,709	49,200	49,200	0
Total Revenues	50,182	50,350	50,350	48,037	48,709	49,200	49,200	0
Expenditures								
Dept: 000								
6110.000 Salaries-Regular Pay	0	2,322	2,322	2,030	2,322	2,334	2,334	
6111.000 Salaries-Overtime Pay	0	20	20	0	20	20	20	
6113.000 Salaries-Differentials	0	0	0	0	0			
6132.000 Retirement - PERS	88	442	442	146	442	424	424	
6140.000 Life and Disability Insurance	13	39	39	24	39	40	40	
6150.000 Workers Comp Insurance	67	70	70	70	70	57	57	
6160.000 Social Security	0	179	179	150	179	180	180	
6170.000 Health and Dental Insurance	123	475	475	236	475	475	475	
6210.000 Special Departmental Expenses	0	0	0	0	0			
6212.000 Maintenance Supplies	0	5,000	5,000	0	5,000	5,000	5,000	
6225.000 Utilities	2,754	3,000	3,000	2,124	3,000	3,000	3,000	
6230.000 Legal and Accounting	420	200	200	147	200	200	200	
6235.000 Engineering and Surveying	4,766	5,000	5,000	3,163	5,000	5,000	5,000	
6245.000 Other Contractual Services	0	50,000	50,000	0	50,000	5,000	5,000	
6248.000 Street Sweeping	3,928	0	0	0	0			
6251.000 Storm Drain Repairs	0	10,000	10,000	0	10,000	10,000	10,000	
6260.000 Advertising	464	150	150	0	150	150	150	
6530.000 Capital Outlay-Improvements	0	0	0	0	0			
6900.000 Transfers to General Fund	5,000	5,000	5,000	2,500	5,000	5,000	5,000	
6927.000 Transfer to Street Fund [130]	7,700	7,700	7,700	3,850	7,700			
Dept: 000	25,323	89,597	89,597	14,440	89,597	36,880	36,880	0
Total Expenditures	25,323	89,597	89,597	14,440	89,597	36,880	36,880	0
Cipriani Estates Maintenance	24,859	-39,247	-39,247	33,597	-40,888	12,320	12,320	0

Attachment: Budget (1207 : FY 2018-2019 Recommended Budget)

Gonzales Industrial Park Landscape District Budget Narrative for FY 2018-2019 Budget Fund 314

DEPARTMENTAL MISSION

This Assessment District is administered to provide maintenance for open space areas in the Gonzales Industrial Park.

DEPARTMENTAL PROGRAMS

- Maintain the Gonzales Industrial Park public right-of-way landscaping.
- Maintain entrance ways to the Gonzales Industrial Park.
- Maintain the Percolation Pond.

ACCOMPLISHMENTS FOR FY 2017-2018

- Maintained the stormwater percolation pond.
- Maintained street landscaping.
- Worked with adjacent farming operations to minimize street problems.

DEPARTMENTAL GOALS FOR FY 2018-2019

- Maintain the stormwater percolation pond.
- Improve street landscaping maintenance.

FY 2018-2019 RECOMMENDED BUDGET

This Fund's FY 2018-2019 Recommended Budget represents an overall decrease of (\$17,842) or (26%) in expenditures, and an increase of \$29,600 in revenues, when compared to the FY 2017-2018 Approved Budget. As a result, the Requested Net Cost is decreased by (\$47,442).

Estimated Fund Balance

The year-end Fund Balance is estimated to be \$35,596 as of June 30, 2018, which is sufficient to offset this Fund's Net Cost.

Revenues

This fund had a large reserve; as a result, no assessments have been collected the past three years. Half of full assessments will be reinstated this fiscal year with reassessment during the year for future assessments.

Personnel

This fund's budget compensates the Public Works Department for time spent maintaining areas of the Industrial Park.

Services and Supplies

This category reflects the necessary items to provide required maintenance to the district's facilities, and funds the landscape maintenance contract.

Capital Projects/Fixed Assets

There is no capital project included in this budget or this fiscal year.

MAJOR POLICY CONSIDERATIONS

The property tax assessments generated by this district, are intended to minimize the maintenance financial obligations generated by development of the Industrial Park on the City's General Fund.

There were no assessments for the last three years. FY 2018-2019 budget reflects half assessments, and it will be increased to the full assessment in subsequent years.

BUDGET WORKSHEET

City Of Gonzales

Month: 5/31/2018	Prior Year	Current Year			(6)	(7)	(8)	
	Actual	Original Budget	Amended Budget	Actual Thru May	Estimated Total	Dept Request	CM Adjusted	Council Adopt
Fund: 314 - Gonzales Ind Pk Landscape Main								
Revenues								
Dept: 000								
5110.000 Property Taxes-Secured	0	0	14,000	13,549	13,549	30,000	30,000	
5515.000 Interest Income	808	500	500	38	500	100	100	
5954.000 Transfer From Fund 316	0	0	0	0	0			
Dept: 000	808	500	14,500	13,587	14,049	30,100	30,100	0
Total Revenues	808	500	14,500	13,587	14,049	30,100	30,100	0
Expenditures								
Dept: 000								
6110.000 Salaries-Regular Pay	0	5,806	5,806	5,076	5,806	5,834	5,834	
6111.000 Salaries-Overtime Pay	0	50	50	0	50	50	50	
6132.000 Retirement - PERS	221	1,104	1,104	365	1,104	1,060	1,060	
6140.000 Life and Disability Insurance	32	97	97	61	97	99	99	
6150.000 Workers Comp Insurance	160	165	165	165	165	135	135	
6160.000 Social Security	0	448	448	375	448	450	450	
6170.000 Health and Dental Insurance	307	1,188	1,188	591	1,188	1,188	1,188	
6210.000 Special Departmental Expenses	224	500	500	0	500	1,000	1,000	
6212.000 Maintenance Supplies	0	3,000	3,000	0	3,000	3,000	3,000	
6225.000 Utilities	2,600	4,000	4,000	1,488	4,000	2,500	2,500	
6230.000 Legal and Accounting	420	800	800	126	800	500	500	
6235.000 Engineering and Surveying	4,766	10,000	10,000	2,000	10,000	10,000	10,000	
6245.000 Other Contractual Services	13,826	25,000	25,000	5,233	25,000	18,000	18,000	
6248.000 Street Sweeping	0	0	0	0	0			
6260.000 Advertising	464	300	300	0	300	500	500	
6530.000 Capital Outlay-Improvements	0	10,000	10,000	0	10,000	5,000	5,000	
6927.000 Transfer to Street Fund [130]	4,700	4,700	4,700	2,350	4,700			
Dept: 000	27,720	67,158	67,158	17,830	67,158	49,316	49,316	0
Total Expenditures	27,720	67,158	67,158	17,830	67,158	49,316	49,316	0
Gonzales Ind Pk Landscape Main	-26,912	-66,658	-52,658	-4,243	-53,109	-19,216	-19,216	0

Attachment: Budget (1207 : FY 2018-2019 Recommended Budget)

**Gonzales Industrial Park Benefit Assessment District
Budget Narrative for FY 2018-2019
Budget Fund 316**

DEPARTMENTAL FUND MISSION

This Assessment District is administered to provide safe and effective public improvements in the Gonzales Industrial Park. The streets, street lights, street signs, and storm drains will be maintained for the benefit of the properties in the Industrial Park in the most efficient manner possible.

DEPARTMENTAL PROGRAMS

- Maintain street lighting, striping, and signage for the Industrial Park.
- Maintain the stormwater drainage system in the Industrial Park.

ACCOMPLISHMENTS FOR FY 2017-2018

- Restriped roadways to benefit the Industrial Park.
- Maintained the Storm Drainage System in the Industrial Park.

DEPARTMENTAL GOALS FOR FY 2018-2019

- Improve maintenance of the storm drainage system in the Industrial Park.
- Maintain the streets, street lights, and signage.

FY 2018-2019 RECOMMENDED BUDGET

This Fund's FY 2018-2019 Recommended Budget represents an overall increase of \$11,250 or 22% in expenditures, and \$49,625 in revenues, when compared to the FY 2017-2018 Approved Budget. As a result, the Requested Net Cost is decreased by (\$38,375).

Estimated Fund Balance

The year-end Fund Balance is estimated to be \$49,394 as of June 30, 2018, which is sufficient to cover the Net Cost.

Revenues

This fund had a large reserve; as a result, no assessments have been collected the past three years. Half of full assessments will be reinstated this fiscal year with reassessment during the year for future assessments.

Personnel

This budget reflects a transfer to the General Fund to offset maintenance and administration support.

Services and Supplies

This budget includes funding for street and pond maintenance.

Capital Projects/Fixed Assets

There is no specific capital project funded this year. \$10,000 is set aside for capital projects that may arise during the year.

MAJOR POLICY CONSIDERATIONS

The property tax assessments generated by this district, are intended to minimize the maintenance financial obligations generated by development of the Industrial Park on the City's General Fund.

There were no assessments for the last three years. FY 2018-2019 budget reflects half assessments, and it will be increased to the full assessment in subsequent years.

BUDGET WORKSHEET

City Of Gonzales

Month: 5/31/2018	Prior	Current Year			Estimated	(6)	(7)	(8)
	Year	Original	Amended	Actual Thru		Dept Request	CM Adjusted	Council Adopt
	Actual	Budget	Budget	May	Total			
Fund: 316 - Gonzales Ind Pk Benefit Assess								
Revenues								
Dept: 000								
5110.000 Property Taxes-Secured	0	0	30,000	34,140	34,140	50,000	50,000	
5515.000 Interest Income	737	500	500	115	500	125	125	
Dept: 000	737	500	30,500	34,255	34,640	50,125	50,125	0
Total Revenues	737	500	30,500	34,255	34,640	50,125	50,125	0
Expenditures								
Dept: 000								
6210.000 Special Departmental Expenses	0	2,000	2,000	0	2,000	2,000	2,000	
6212.000 Maintenance Supplies	0	2,000	2,000	0	2,000	2,000	2,000	
6225.000 Utilities	447	3,000	3,000	1,343	3,000	3,000	3,000	
6230.000 Legal and Accounting	420	200	200	126	200	500	500	
6235.000 Engineering and Surveying	12,366	15,000	15,000	9,833	15,000	15,000	15,000	
6245.000 Other Contractual Services	29,085	10,000	30,000	0	30,000	20,000	20,000	
6248.000 Street Sweeping	3,928	0	0	0	0			
6260.000 Advertising	464	200	200	0	200	250	250	
6530.000 Capital Outlay-Improvements	0	10,000	10,000	29,268	10,000	10,000	10,000	
6900.000 Transfers to General Fund	9,100	9,100	9,100	4,550	9,100	10,000	10,000	
6952.000 Transfer to Fund 314	0	0	0	0	0			
Dept: 000	55,810	51,500	71,500	45,120	71,500	62,750	62,750	0
Total Expenditures	55,810	51,500	71,500	45,120	71,500	62,750	62,750	0
Gonzales Ind Pk Benefit Assess	-55,073	-51,000	-41,000	-10,865	-36,860	-12,625	-12,625	0

Attachment: Budget (1207 : FY 2018-2019 Recommended Budget)

**Agricultural Industrial Park Federal Grant
Budget Narrative for FY 2018-2019
Budget Fund 407**

DEPARTMENTAL MISSION

This fund is administered by the City Manager’s Office whose Mission is to support the Vision and Mission of the City by providing professional leadership, develop innovative approaches, and creative partnerships in the management of the City and execution of City Council policies. This will be done by always holding to the highest ideals of public service and ethics.

DEPARTMENTAL PROGRAMS

This fund was established to track the expenditures and revenues for the construction, and development of the Gonzales Agricultural Industrial Business Park (GAIBP).

Since the completion of the Industrial Business Park, this fund has been used to continue to isolate expenditure to improve the Park.

ACCOMPLISHMENTS FOR FY 2017-2018

- Continued a proactive approach to the development of the Industrial Park.
- The Business Park continues to move forward with Mann Packing/Del Monte starting construction of Phase I.

DEPARTMENTAL GOALS FOR FY 2018-2019

- Continue to work with the developer and private sector to develop and occupy the Park.
- Continue to work on the developing of the northern road entrance into the Industrial Park, and submit an Economic Development Grant application to acquire the funding.
- Develop an Energy Project to provide a reliable and timely power source for the GAIBP.

FY 2018-2019 RECOMMENDED BUDGET

The Department’s FY 2018-2019 Recommended Budget represents an increase of \$3,000 or 150% in expenditures and a minimal decrease in revenues, when compared to the FY 2017-2018 Approved Budget. As a result, the Requested Net Cost is increased by \$3,050.

Estimated Fund Balance

The year-end Fund Balance is estimated to be \$5,825 as of June 30, 2018, which is sufficient to cover the fund's Net Cost.

Revenues

This budget reflects no revenue.

Personnel

Not applicable.

Services and Supplies

The budget includes funds for grant writing efforts to continue to enhance the Park.

Capital Projects/Fixed Assets

There are no projects reflected in the budget.

MAJOR POLICY CONSIDERATIONS

The continuing development and occupancy of the Industrial Park is a top priority of the City. To these ends, staff continues to work in a close partnership with developers, and private interest in and outside the park.

BUDGET WORKSHEET

City Of Gonzales

Month: 5/31/2018	Prior	Current Year			Estimated	(6)	(7)	(8)
	Year	Original	Amended	Actual Thru		Dept Request	CM Adjusted	Council Adopt
Fund: 407 - Ag Ind. Park Federal Grant	Actual	Budget	Budget	May	Total			
Revenues								
Dept: 000								
5515.000 Interest Income	58	50	50	0	50			
5665.000 TDA Revenue	0	0	0	0	0			
5670.000 EDA Grant	0	0	0	0	0			
5821.000 Other Income - Reimbursements	0	0	0	0	0			
5900.000 Transfer from Water	0	0	0	0	0			
5905.000 Transfer from Sewer	0	0	0	0	0			
5935.000 Transfer from Gonzales SA	0	0	0	0	0			
5952.000 Transfers From 140	0	0	0	0	0			
5955.000 Transfer From Fund 230	0	0	0	0	0			
Dept: 000	58	50	50	0	50	0	0	0
Total Revenues	58	50	50	0	50	0	0	0
Expenditures								
Dept: 000								
6210.000 Special Departmental Expenses	0	0	0	0	0			
6230.000 Legal and Accounting	0	0	0	0	0			
6235.000 Engineering and Surveying	0	0	0	0	0			
6245.000 Other Contractual Services	0	2,000	2,000	0	2,000		5,000	
6530.000 Capital Outlay-Improvements	0	0	0	0	0			
6953.000 Transfer to Fund 250	0	0	0	0	0			
Dept: 000	0	2,000	2,000	0	2,000	0	5,000	0
Total Expenditures	0	2,000	2,000	0	2,000	0	5,000	0
Ag Ind. Park Federal Grant	58	-1,950	-1,950	0	-1,950	0	-5,000	0

Attachment: Budget (1207 : FY 2018-2019 Recommended Budget)

**Shopping Center REDIP
Budget Narrative for FY 2018-2019
Budget Fund 420**

DEPARTMENTAL MISSION

This is one of the assessment districts that transfer funds to the Debt Service Fund, through the Public Financing Debt Authority to pay off some bonds.

DEPARTMENTAL PROGRAMS

This loan was paid in full a few years ago by the City; as a result, the revenue generated from the carwash and McDonald's payments are revenue to the City.

ACCOMPLISHMENTS FOR FY 2017-2018

Not applicable.

DEPARTMENTAL GOALS FOR FY 2018-2019

Not Applicable.

FY 2018-2019 RECOMMENDED BUDGET

The Fund's FY 2018-2019 Recommended Budget represents no change, when compared to the FY 2017-2018 Approved Budget. As a result, the Requested Net Cost remains the same.

Personnel

Not applicable.

Services and Supplies

Not applicable.

Capital Projects/Fixed Assets

Not applicable.

MAJOR POLICY CONSIDERATIONS

Not applicable.

BUDGET WORKSHEET

City Of Gonzales

Month: 5/31/2018	Prior Year	Current Year			(6)	(7)	(8)	
	Actual	Original Budget	Amended Budget	Actual Thru May	Estimated Total	Dept Request	CM Adjusted	Council Adopt
Fund: 420 - Shopping Center REDIP								
Revenues								
Dept: 000								
5110.000 Property Taxes-Secured	7,196	7,196	7,196	7,196	7,196	7,196	7,196	
5120.000 Property Taxes-Unsecured	0	0	0	0	0			
5130.000 Property Taxes-Prior Year	0	0	0	0	0			
5140.000 Property Taxes-Supplemental	0	0	0	0	0			
5515.000 Interest Income	0	0	0	0	0			
Dept: 000	7,196	7,196	7,196	7,196	7,196	7,196	7,196	0
Total Revenues	7,196	7,196	7,196	7,196	7,196	7,196	7,196	0
Expenditures								
Dept: 000								
6212.000 Maintenance Supplies	0	0	0	0	0			
6316.000 Administrative Fees	0	0	0	0	0			
6900.000 Transfers to General Fund	7,196	7,196	7,196	4,925	7,196	7,196	7,196	
Dept: 000	7,196	7,196	7,196	4,925	7,196	7,196	7,196	0
Total Expenditures	7,196	7,196	7,196	4,925	7,196	7,196	7,196	0
Shopping Center REDIP	0	0	0	2,271	0	0	0	0

Attachment: Budget (1207 : FY 2018-2019 Recommended Budget)

Gonzales Successor Agency Budget Narrative for FY 2018-2019 Budget Fund 426

DEPARTMENTAL MISSION

This fund, which is administered by the City Manager's Office, who serves as the Executive Director of the Gonzales Successor Agency, was set up to track expenditures and revenues for the Agency. As part of the elimination of Redevelopment (RDA), the State established a different process and organization structure to account for the tax increment. This process established a Successor Agency, Oversight Board, and a separate fund that would be used to reflect all tax increment proceeds.

ACCOMPLISHMENTS FOR FY 2017-2018

- The old RDA, now as the Successor Agency, continued to generate significant tax increment to both the City and other entities like the Gonzales Unified School District, Hartnell Junior College, and the County of Monterey.

DEPARTMENTAL GOALS FOR FY 2018-2019

- Move towards submitting a last best and final Recognized Obligation Payment Schedule (ROPS) to DOF, which would essentially result in completing the dissolution process of the former Gonzales RDA.
- Continue to manage and oversee all the functions of the Gonzales Successor Agency.

FY 2018-2019 RECOMMENDED BUDGET

The Fund's FY 2018-2019 Recommended Budget represents a decrease of (\$1,276,666) or (68%) in expenditures, and an increase \$175,240 or 8% in revenues, when compared to the FY 2017-2018 Approved Budget. As a result, the Requested Net Cost is decreased by (\$1,451,906).

Revenues

The budget reflects the revenue estimates of tax increment that will be received to cover the recognized obligations (ROPS) of the Successor Agency. What is noteworthy is the increase in available tax increment revenues that continues to be driven by the growth in the Gonzales Agricultural Industrial Business Park.

Expenditures

The budget includes the debt service expenses of the former RDA and the administrative costs of the Successor Agency.

The reason for the decrease is due to not reflecting the repayment of the loan to the Water Fund, which is a balance sheet action and would not be appropriate to reflect in the budget.

MAJOR POLICY CONSIDERATIONS

There are no major policy considerations reflected in this budget.

BUDGET WORKSHEET

City Of Gonzales

Month: 5/31/2018	Prior Year Actual	Current Year			Estimated Total	(6) Dept Request	(7) CM Adjusted	(8) Council Adopt
		Original Budget	Amended Budget	Actual Thru May				
Fund: 426 - City Successor Agency								
Revenues								
Dept: 000								
5110.000 Property Taxes-Secured	1,777,555	2,200,000	2,200,000	1,410,885	2,200,000	2,375,240	2,375,240	
5120.000 Property Taxes-Unsecured	0	0	0	0	0			
5130.000 Property Taxes-Prior Year	0	0	0	0	0			
5140.000 Property Taxes-Supplemental	0	0	0	0	0			
5159.000 Property Taxes - ERAF	0	0	0	0	0			
5165.000 RDA Bond Proceeds	0	0	0	0	0			
5510.000 Investment Income	-195,981	0	0	0	0			
5515.000 Interest Income	87,449	30,000	30,000	-87,872	30,000	30,000	30,000	
5520.000 Rental Income	0	0	0	0	0			
5530.000 Sale of Surplus Property	0	0	0	0	0			
5612.000 H.O.P.T.R.	0	0	0	0	0			
5821.000 Other Income - Reimbursements	0	0	0	0	0			
5860.000 Principal Payments Received	0	9,000	9,000	7,163	9,000	9,000	9,000	
5890.000 Extraordinary Gain / Los	-3,466,363	0	0	0	0			
5930.000 Transfer from General Fund	0	0	0	0	0			
Dept: 000	-1,797,340	2,239,000	2,239,000	1,330,176	2,239,000	2,414,240	2,414,240	0
Total Revenues	-1,797,340	2,239,000	2,239,000	1,330,176	2,239,000	2,414,240	2,414,240	0
Expenditures								
Dept: 000								
6110.000 Salaries-Regular Pay	87,175	95,453	95,453	95,317	95,453	157,830	157,830	
6111.000 Salaries-Overtime Pay	1,405	100	100	0	100	100	100	
6111.500 Overtime - Click it/Ticket it	0	0	0	0	0			
6112.000 Salaries-Extra Help	0	0	0	0	0			
6113.000 Salaries-Differentials	466	7,194	7,194	0	7,194	7,803	7,803	
6114.000 Workers Compensation Payment	0	0	0	0	0			
6120.000 Unemployment Insurance	0	0	0	0	0			
6130.000 Retirement - ICMA	0	0	0	0	0			
6131.000 Deferred Compensation Expense	1,460	6,322	6,322	0	6,322	6,170	6,170	
6132.000 Retirement - PERS	18,598	19,045	19,045	6,566	19,045	20,997	20,997	
6140.000 Life and Disability Insurance	663	1,328	1,328	776	1,328	1,667	1,667	
6150.000 Workers Comp Insurance	2,801	2,855	2,855	2,848	2,855	2,326	2,326	
6160.000 Social Security	5,836	7,860	7,860	6,255	7,860	8,969	8,969	
6170.000 Health and Dental Insurance	15,953	7,425	7,425	14,428	7,425	11,464	11,464	
6210.000 Special Departmental Expenses	45	50	50	30	50			
6211.000 Office Supplies	74	100	100	0	100			
6212.000 Maintenance Supplies	0	0	0	0	0			

Attachment: Budget (1207 : FY 2018-2019 Recommended Budget)

BUDGET WORKSHEET

City Of Gonzales

Month: 5/31/2018	Prior Year Actual	Current Year			Estimated Total	(6) Dept Request	(7) CM Adjusted	(8) Council Adopt
		Original Budget	Amended Budget	Actual Thru May				
Fund: 426 - City Successor Agency								
Expenditures								
Dept: 000								
6225.000 Utilities	4,565	0	0	0	0			
6230.000 Legal and Accounting	162	7,500	7,500	0	7,500			
6245.000 Other Contractual Services	27,735	55,006	55,006	26,700	55,006			
6260.000 Advertising	0	0	0	0	0			
6275.000 Subscriptions and Training	0	0	0	0	0			
6315.000 County Administrative Fees	0	0	0	0	0			
6316.000 Administrative Fees	0	0	0	0	0			
6332.000 SA Debt Service Payments	0	0	0	0	0			
6333.000 SA Loan Payments	0	0	0	0	0			
6460.000 Change In Accounting Practices	0	0	0	0	0			
6550.000 Depreciation	0	0	0	0	0			
6610.000 Interest Expense	809,889	1,052,432	1,052,432	0	1,052,432	371,938	371,938	
6635.000 Bond Issuance Costs	140,309	0	0	0	0			
6900.000 Transfers to General Fund	0	603,260	603,260	0	603,260			
6905.000 Transfers Out	0	0	0	0	0			
Dept: 000	1,117,136	1,865,930	1,865,930	152,920	1,865,930	589,264	589,264	0
Total Expenditures	1,117,136	1,865,930	1,865,930	152,920	1,865,930	589,264	589,264	0
City Successor Agency	-2,914,476	373,070	373,070	1,177,256	373,070	1,824,976	1,824,976	0

Attachment: Budget (1207 : FY 2018-2019 Recommended Budget)

Gonzales Successor Agency - Housing Budget Narrative for FY 2018-2019 Budget Fund 427

DEPARTMENTAL MISSION

This fund was set up to track expenditures and revenues for the Gonzales Successor Agency – Housing Fund. As part of the elimination of Redevelopment, the State established a different process and organization structure to account for the tax increment. This process established a Successor Agency, Oversight Board, and a separate fund that would be used to reflect all housing proceeds.

ACCOMPLISHMENTS FOR FY 2017-2018

- Provided \$50,000 in funding to the Monterey Bay Economic Partnership (MBEP) Housing Trust that will leverage up to four times the resources for affordable housing projects in the community.
- Worked with MBEP Housing Trust and CHISPA to obtain approval of a loan interest loan to cover the upfront (soft) costs of a new multi-family housing project.

DEPARTMENTAL GOALS FOR FY 2018-2019

- Work with housing agencies, developers, and non-profits to identify opportunities to improve farmworker and affordable housing opportunities to the community.
- Continue to work with CHISPA to obtain the needed funding for a new multi-family housing.

FY 2018-2019 RECOMMENDED BUDGET

The Fund’s FY 2018-2019 Recommended Budget represents no changes in expenditures and revenues when compared to the FY 2017-2018 Approved Budget. As a result, the Requested Net Cost remains unchanged.

Estimated Fund Balance

The year-end Fund Balance is estimated to be \$309,000 as of June 30, 2018.

Revenues

The budget reflects the revenue estimates from housing rehabilitation loans being repaid back. In addition, over the next few ROPS cycles, this fund will begin to receive payment for the ERAF loan it provided to the RDA to cover two funding raids by the State of California.

Expenditures

This budget reflects a set aside of funds to seed, and/or help further the development of the new multi-family housing being planned with CHISPA.

MAJOR POLICY CONSIDERATIONS

There are no major policy considerations in this fund.

BUDGET WORKSHEET

City Of Gonzales

Month: 5/31/2018	Prior Year Actual	Current Year			Estimated Total	(6) Dept Request	(7) CM Adjusted	(8) Council Adopt
		Original Budget	Amended Budget	Actual Thru May				
Fund: 427 - Successory Agency - Housing								
Revenues								
Dept: 000								
5515.000 Interest Income	0	0	0	0	0			
5860.000 Principal Payments Received	2,520	50,000	50,000	3,505	50,000	50,000	50,000	
5890.000 Extraordinary Gain / Los	0	0	0	0	0			
Dept: 000	2,520	50,000	50,000	3,505	50,000	50,000	50,000	0
Total Revenues	2,520	50,000	50,000	3,505	50,000	50,000	50,000	0
Expenditures								
Dept: 000								
6210.000 Special Departmental Expenses	5,000	0	0	0	0			
6510.000 Capital Outlay-Land	50,000	50,000	50,000	50,000	50,000	50,000	50,000	
6530.000 Capital Outlay-Improvements	0	0	0	0	0			
Dept: 000	55,000	50,000	50,000	50,000	50,000	50,000	50,000	0
Total Expenditures	55,000	50,000	50,000	50,000	50,000	50,000	50,000	0
Successory Agency - Housing	-52,480	0	0	-46,495	0	0	0	0

Attachment: Budget (1207 : FY 2018-2019 Recommended Budget)

**Gonzales River Road Assessment District
Budget Narrative for FY 2018-2019
Budget Fund 450**

DEPARTMENTAL MISSION

This is one of the assessment districts that transfer funds to the Debt Service Fund through the Public Finance Debt Authority to pay off some bonds.

ACCOMPLISHMENTS FOR FY 2017-2018

Not applicable.

DEPARTMENTAL GOALS FOR FY 2018-2019

Not applicable.

FY 2018-2019 RECOMMENDED BUDGET

The Department's FY 2018-2019 Recommended Budget represents an increase of \$2,150 or 4% in expenditures, and \$2,257 or 4% in revenues, when compared to the FY 2017-2018 Approved Budget. As a result, the Requested Net Cost is decreased by (\$107).

Revenues

Revenues are up slightly to reflect an expected increase in Property Taxes.

Personnel, Services and Supplies and Capital Projects/Fixed Assets

Not applicable.

Debt Service

The combined payments for interest and principal are up slightly.

MAJOR POLICY CONSIDERATIONS

Not applicable.

BUDGET WORKSHEET

City Of Gonzales

Month: 5/31/2018	Prior Year	Current Year			(6)	(7)	(8)	
	Actual	Original Budget	Amended Budget	Actual Thru May	Estimated Total	Dept Request	CM Adjusted	Council Adopt
Fund: 450 - Gonzales River Rd. Assess Dist								
Revenues								
Dept: 000								
5110.000 Property Taxes-Secured	54,516	51,818	51,818	51,688	51,818	54,075	54,075	
5130.000 Property Taxes-Prior Year	0	0	0	0	0			
5140.000 Property Taxes-Supplemental	0	0	0	0	0			
5515.000 Interest Income	0	0	0	0	0			
Dept: 000	54,516	51,818	51,818	51,688	51,818	54,075	54,075	0
Total Revenues	54,516	51,818	51,818	51,688	51,818	54,075	54,075	0
Expenditures								
Dept: 000								
6316.000 Administrative Fees	660	0	0	0	0			
6610.000 Interest Expense	7,050	4,350	4,350	4,960	4,960	1,500	1,500	
6620.000 Principal Reduction	45,000	45,000	45,000	45,000	45,000	50,000	50,000	
6900.000 Transfers to General Fund	7,687	0	0	0	0			
Dept: 000	60,397	49,350	49,350	49,960	49,960	51,500	51,500	0
Total Expenditures	60,397	49,350	49,350	49,960	49,960	51,500	51,500	0
Gonzales River Rd. Assess Dist	-5,881	2,468	2,468	1,728	1,858	2,575	2,575	0

Attachment: Budget (1207 : FY 2018-2019 Recommended Budget)

Capital Infrastructure Fund Budget Narrative for FY 2018-2019 Budget Fund 460

DEPARTMENTAL MISSION

This fund is administered by the City Manager's Office whose Mission is to support the Vision and Mission of the City by providing professional leadership, develop innovative approaches, and creative partnerships in the management of the City and execution of City Council policies. This will be done by always holding to the highest ideals of public service and ethics.

DEPARTMENTAL PROGRAMS

This fund is used to pool resources from which the City may draw to finance local public capital improvements.

ACCOMPLISHMENTS FOR FY 2017-2018

- Continued active development and use of the City's Economic Development effort, this included the website, marketing, and overall outreach.
- Participated in the funding on the Alta Street Complete Renovation Project.
- Successfully worked with Armanasco Public Relations Inc., that resulted in many positive articles and media contacts about the transformational work underway in the City.

DEPARTMENTAL GOALS FOR FY 2018-2019

- Continue to search for funding for critical infrastructure projects.
- Continue to identify, develop, expand, and promote economic business and grant opportunities.

FY 2018-2019 RECOMMENDED BUDGET

The Department's FY 2018-2019 Recommended Budget represents a decrease of (\$40,000) or (30%) in expenditures, and an increase of \$92,300 or 85% in revenues, when compared to the FY 2017-2018 Approved Budget. As a result, the Requested Net Cost is decreased by (\$132,300).

Revenues

The increase in revenues is primarily due to the anticipated City loan to the Housing Authority of Monterey County that was used to build the Fanoe Apartments.

Personnel

There are no personnel costs allocated in this fund.

Services and Supplies

There are no services and supplies reflected in this budget at this time. However, this budget reflects resources for continued enhancement to the City’s economic development efforts; help fund the work underway to improve and maintain the website current; possibly retain professional help (consultants) to provide service to enhance the City’s revenue base, economic development, and/or infrastructure.

Capital Projects/Fixed Assets

In order to preserve the remaining resources in this fund, no capital projects are recommended in the budget. However, staff will continue to search for funding for critical infrastructure, and hopes to use a portion of the funds to leverage or match grant opportunities.

MAJOR POLICY CONSIDERATIONS

While the City, not unlike others, has done a reasonable job of maintaining critical infrastructure like water, sewer and streets, and has done some improvements over the years; unfortunately, it has not been enough and the time is rapidly approaching when the next substantial level of infrastructure improvements will be needed. Work is underway on the following critical projects, which are in various stages of development:

- *Replacement Water Well:* Work continues on a replacement water well that will be completed early in the fiscal year.
- *Expansion to and Maintenance of the Wastewater Treatment Plant:* A lot of planning and maintenance is currently underway at the Plant. For example, key equipment has been replaced and/or upgraded, and a plan has been finalized to present to your Council to remove sludge in few of the ponds. These projects will allow the Plant to operate to the permit capacity of 1.3 million gallons per day, which will be needed to support the current and expected short-term development of the Industrial Park; however, it will not support any increases beyond the permitted limit. As a result, significant work is underway to develop short, medium, and long term increase capacity to the Plant to support future growth. Similar to water, this will require a combination of funding sources (loans, grant, developer impact fees, etc.) including potential annual fee increases beyond the annual CPI;
- The development of new housing opportunities.
- Enhancement of cost effective/quality Broadband service to the entire community.

So, while the needed infrastructure improvement projects appear daunting, they are doable by taking a methodical, discipline, prudent and innovative approach. This has long been the mainstay of Gonzales and as a result, staff is working hard on presenting short, medium, and long term alternatives to your Council.

BUDGET WORKSHEET

City Of Gonzales

Month: 5/31/2018	Prior	Current Year			(6)	(7)	(8)	
	Year	Original	Amended	Actual Thru	Estimated	Dept Request	CM Adjusted	Council Adopt
	Actual	Budget	Budget	May	Total			
Fund: 460 - Infrastructure Improvement Fun								
Revenues								
Dept: 000								
5515.000 Interest Income	30,912	750	750	126	750	500	500	
5821.000 Other Income - Reimbursements	7,563	7,500	7,500	0	7,500			
5860.000 Principal Payments Received	259,084	100,000	100,000	8,505	100,000	100,000	200,000	
5955.000 Transfer From Fund 230	0	0	0	0	0			
5956.000 Transfers From Fund 240	0	0	0	0	0			
5965.000 Transfer from Fund 590	0	0	0	0	0			
Dept: 000	297,559	108,250	108,250	8,631	108,250	100,500	200,500	0
Total Revenues	297,559	108,250	108,250	8,631	108,250	100,500	200,500	0
Expenditures								
Dept: 000								
6210.000 Special Departmental Expenses	176	0	0	0	0			
6211.000 Office Supplies	0	0	0	0	0			
6230.000 Legal and Accounting	0	0	0	0	0			
6235.000 Engineering and Surveying	7,130	50,000	50,000	13,298	25,000	20,000	10,000	
6245.000 Other Contractual Services	117,957	80,000	80,000	177,711	200,000	80,000	80,000	
6250.000 Rental	0	0	0	0	0			
6275.000 Subscriptions and Training	0	0	0	0	0			
6325.000 Contingency Account	0	0	0	0	0			
6328.000 Loan Advances	0	0	0	0	0			
6530.000 Capital Outlay-Improvements	0	0	500,000	0	500,000			
6905.000 Transfers Out	0	0	0	0	0			
6930.000 Transfer to Water	0	0	0	0	0			
6932.000 Transfers to Sewer	0	0	0	0	0			
6940.000 Transfer to RDA Capital Proj's	0	0	0	0	0			
Dept: 000	125,263	130,000	630,000	191,009	725,000	100,000	90,000	0
Total Expenditures	125,263	130,000	630,000	191,009	725,000	100,000	90,000	0
Infrastructure Improvement Fun	172,296	-21,750	-521,750	-182,378	-616,750	500	110,500	0

Attachment: Budget (1207 : FY 2018-2019 Recommended Budget)

Water Enterprise Fund Budget Narrative for FY 2018-2019 Budget Fund 520

DEPARTMENTAL MISSION

This Water Enterprise Fund is administered by the Public Works Department to support the City's Vision and Mission. Services will be delivered in a cost-effective and customer friendly manner, coordinating all efforts with all other Departments. The water system is operated in a sustainable manner to ensure Gonzales maintains the current high quality of life.

DEPARTMENTAL PROGRAMS

- Operates the City's water system.
- Maintains water wells.
- Maintains water tanks.
- Monitor and report on the quality of the water system.
- Maintenance of the underground water infrastructure.
- Maintain a computer control system for all wells.

ACCOMPLISHMENTS FOR FY 2017-2018

- Complied with all regulatory water quality sampling and reporting requirements.
- Produced and distributed consumer confidence reports.
- Managed and maintained Gonzales' municipal water and distribution system.
- Maintained the cross-connection control program.
- Assisted consumers with leak detection as requested.
- Provided fire flow data upon request.
- Replaced all manually read meters with radio read meters to increase accuracy and efficiency.
- Improved Supervisory Control Access and Data Acquisition (SCADA) Computer Control Program.
- Added solar power to an additional well.
- Planned for well replacement.

DEPARTMENTAL GOALS FOR FY 2018-2019

- Maintain the water system in compliance with State, County, and Regional regulations.
- Provide safe potable water to all customers of the City without any interruption.
- Maintain consumer confidence reporting system.
- Maintain trained staff as water treatment and distribution operators.
- Complete a computer water system model.
- Complete a replacement well project.

FY 2018-2019 RECOMMENDED BUDGET

This Fund's FY 2018-2019 Recommended Budget represents an overall decrease of (\$1,168,622) or (39%) in expenditures, and a decrease of (\$8,250) or (.5%) in revenues, when compared to the FY 2017-2018 Approved Budget. As a result, the Requested Net Cost is decreased by (\$1,160,372).

Estimated Fund Balance

The year-end Fund Balance is estimated to be \$2,386,721 as of June 30, 2018.

Revenues

Revenues should remain relatively unchanged based on current and expected activity.

Personnel

The Public Works Department provides the personnel requirements for the Water Enterprise Fund.

Services and Supplies

This category includes the entire spectrum of office and operational supplies. It also reflects utilities for wells and a variety of contract services for water quality monitoring, along with the debt service contract for the water tanks.

Major categories in this area include:

- Engineering and surveying for the Well #7 project.
- Debt service for the solar projects.
- Annual payment for the tank repairs.

Capital Projects/Fixed Assets

The primary reason for the decrease is due to spreading out the construction of the new Well Project costs over two years. However, capital projects do include \$50,000 as part of the replacement of Well #3 with Well #7; and two vehicles are included as fixed assets, a pickup truck (\$30,000), and a dump truck (\$60,000).

MAJOR POLICY CONSIDERATIONS

There are no major policy considerations reflected in this budget at this time.

There will come a time in the near future that something will need to be done to improve fireflow in the industrial park. Planning is beginning for alternatives.

BUDGET WORKSHEET

City Of Gonzales

Month: 5/31/2018	Prior	Current Year			(6)	(7)	(8)	
	Year Actual	Original Budget	Amended Budget	Actual Thru May	Estimated Total	Dept Request	CM Adjusted	Council Adopt
Fund: 520 - Water Enterprise								
Revenues								
Dept: 000								
5515.000 Interest Income	13,149	8,000	8,000	1,909	8,000	2,500	2,500	
5701.000 Charges for Current Services	1,372,459	1,400,000	1,400,000	1,277,693	1,400,000	1,400,000	1,400,000	
5702.000 Late charges	20,811	20,000	20,000	22,118	20,000	20,000	20,000	
5780.000 Meter Set Fee	193	200	200	398	200	200	200	
5781.000 Mter Sales	3,052	3,000	3,000	3,694	3,000	1,000	1,000	
5820.000 Other Income - Misc Payments	-100	1,000	1,000	133	1,000	250	250	
5905.000 Transfer from Sewer	60,000	60,000	60,000	30,000	60,000	60,000	60,000	
5958.000 Transfer from Fund 460	0	0	0	0	0			
Dept: 000	1,469,564	1,492,200	1,492,200	1,335,945	1,492,200	1,483,950	1,483,950	0
Total Revenues	1,469,564	1,492,200	1,492,200	1,335,945	1,492,200	1,483,950	1,483,950	0
Expenditures								
Dept: 000								
6110.000 Salaries-Regular Pay	137,061	174,345	174,345	145,787	174,345	166,260	166,260	
6111.000 Salaries-Overtime Pay	6,434	1,350	1,350	4,405	1,350	1,350	1,350	
6112.000 Salaries-Extra Help	0	0	0	0	0			
6113.000 Salaries-Differentials	1,555	12,195	12,195	0	12,195	11,772	11,772	
6120.000 Unemployment Insurance	0	0	0	0	0			
6131.000 Deferred Compensation Expense	1,369	7,190	7,190	0	7,190	6,844	6,844	
6132.000 Retirement - PERS	30,728	35,485	35,485	10,057	35,485	31,839	31,839	
6133.000 Contra - Pension	12,129	0	0	0	0			
6140.000 Life and Disability Insurance	1,206	2,635	2,635	1,345	2,635	2,625	2,625	
6150.000 Workers Comp Insurance	4,909	5,000	5,000	4,988	5,000	4,074	4,074	
6160.000 Social Security	9,961	14,375	14,375	10,269	14,375	13,723	13,723	
6170.000 Health and Dental Insurance	30,067	33,305	33,305	31,395	33,305	31,363	31,363	
6210.000 Special Departmental Expenses	35,600	30,000	30,000	46,560	30,000	60,000	60,000	
6211.000 Office Supplies	345	500	500	45	500	500	500	
6212.000 Maintenance Supplies	1,367	20,000	20,000	2,535	20,000	20,000	20,000	
6213.000 Oils and Lubricants	6,047	7,000	7,000	3,359	7,000	8,000	8,000	
6220.000 Telephone	7,424	8,500	8,500	6,314	8,500	9,000	9,000	
6225.000 Utilities	67,737	110,000	110,000	63,629	110,000	110,000	110,000	
6230.000 Legal and Accounting	5,000	10,000	10,000	7,700	10,000	15,000	15,000	
6235.000 Engineering and Surveying	192,783	250,000	250,000	97,681	250,000	250,000	250,000	
6245.000 Other Contractual Services	465,701	400,000	550,000	500,244	550,000	550,000	550,000	
6255.000 Liability Insurance	18,632	19,000	19,000	13,813	19,000	15,153	15,153	
6260.000 Advertising	3,224	2,500	2,500	1,332	2,500	2,500	2,500	
6270.000 Transportation and Travel	0	1,000	1,000	0	1,000	1,000	1,000	

Attachment: Budget (1207 : FY 2018-2019 Recommended Budget)

BUDGET WORKSHEET

City Of Gonzales

Month: 5/31/2018	Prior	Current Year			(6)	(7)	(8)	
	Year Actual	Original Budget	Amended Budget	Actual Thru May	Estimated Total	Dept Request	CM Adjusted	Council Adopt
Fund: 520 - Water Enterprise								
Expenditures								
Dept: 000								
6275.000 Subscriptions and Training	2,699	10,000	10,000	5,367	10,000	10,000	10,000	
6301.000 Bank Charges	4,967	3,000	3,000	3,781	3,000	4,500	4,500	
6305.000 Uncollectible Accounts	0	10,000	10,000	0	10,000	8,000	8,000	
6310.000 Other Taxes	0	0	0	0	0			
6316.000 Administrative Fees	0	3,500	3,500	0	3,500	3,500	3,500	
6331.000 Administrative Overhead	0	35,000	35,000	0	35,000			
6450.000 Prior Year Adjustment	0	0	0	0	0			
6460.000 Change In Accounting Practices	0	0	0	0	0			
6510.000 Capital Outlay-Land	0	0	0	0	0			
6530.000 Capital Outlay-Improvements	1,096	1,250,000	1,250,000	475,276	1,250,000	50,000	50,000	
6540.000 Capital Outlay-Equipment	0	10,000	10,000	0	10,000	10,000	10,000	
6542.000 Equipment-Vehicles	0	50,000	50,000	50,000	50,000	90,000	90,000	
6544.000 Equipment-Computers	0	0	0	406	0	1,000	1,000	
6550.000 Depreciation	195,938	200,000	200,000	0	200,000	200,000	200,000	
6610.000 Interest Expense	60,673	60,690	60,690	28,220	60,690	49,099	49,099	
6635.000 Bond Issuance Costs	0	0	0	0	0			
6640.000 Amortization Expense	0	0	0	0	0			
6900.000 Transfers to General Fund	0	0	0	0	0			
6905.000 Transfers Out	247,476	247,476	247,476	123,738	123,738	250,000		
6930.000 Transfer to Water	0	0	0	0	0			
6932.000 Transfers to Sewer	0	0	0	0	0			
6955.000 Transfer to 407	0	0	0	0	0			
6956.000 Transfer To Fund 200	0	0	118,322	0	118,322	118,322	118,322	
Dept: 000	1,552,128	3,024,046	3,292,368	1,638,246	3,168,630	2,105,424	1,855,424	0
Total Expenditures	1,552,128	3,024,046	3,292,368	1,638,246	3,168,630	2,105,424	1,855,424	0
Water Enterprise	-82,564	-1,531,846	-1,800,168	-302,301	-1,676,430	-621,474	-371,474	0

Attachment: Budget (1207 : FY 2018-2019 Recommended Budget)

Sewer Enterprise Fund Budget Narrative for FY 2018-2019 Budget Fund 530

DEPARTMENTAL MISSION

This Sewer Enterprise Fund and program is administered by the Public Works Department to support the City's Vision and Mission. Services will be delivered in a cost-effective and customer friendly manner, coordinating all effort with all other departments. The sewer system is operated in a sustainable manner to ensure Gonzales maintains the current high quality of life.

DEPARTMENTAL PROGRAMS

- Operate and maintain the City's wastewater system in compliance with State, County, and Regional Regulations.
- Operate the Wastewater Treatment facility.
- Maintain miles of wastewater collection pipes.
- Maintain lift stations.
- Maintain a fats, oil, and grease program to protect infrastructure from unnecessary clogging.
- Develop and maintain a computer control system.
- Maintains spill response capability.
- Plan for improvements to the existing system.
- Plan for expansion of system capabilities.
- Plan for industrial wastewater system separate from sanitary wastewater.

ACCOMPLISHMENTS FOR FY 2017-2018

- The wastewater system operated in compliance with all permit requirements.
- The wastewater system collected and provided treatment to approximately one million gallons of wastewater daily.
- Managed and maintained five sewer lift stations.
- Coordinated a contracted Plant Operator.
- Trained staff in plant operations level I and II.
- Completed Long-Term Wastewater Treatment Plan.

DEPARTMENTAL GOALS FOR FY 2018-2019

- Maintain and improve the Wastewater Treatment facilities.
- Maintain City staff as Chief Plant Operator for the Wastewater Treatment facilities.
- Meet all regulatory sampling requirements in a cost-effective and efficient manner.
- Have staff certified as operators in training (OIT), Grade I, and Grade II Operators.
- Update the Operations and Maintenance Manual.
- Develop a plan for denitrification of wastewater.
- Develop a plan for increased capacity at the Wastewater Treatment Plant.

- Plan for next sludge removal from treatment ponds.
- Develop funding sources for future expanded capacity.

FY 2018-2019 RECOMMENDED BUDGET

This Fund's FY 2018-2019 Recommended Budget represents an overall decrease of (\$338,433) or (24%) in expenditures, and an increase of \$133,250 or 15% in revenues, when compared to the FY 2017-2018 Approved Budget. As a result, the requested net cost is increased by \$471,683.

Fund Balance

The Fund Balance is estimated to be \$329,734 as of June 30, 2018, which is sufficient to offset this Fund's Net Cost.

Revenues

Revenues are projected to increase based on existing use and activity.

Personnel

The Public Works Department provides the personnel requirements for the Sewer Enterprise programs.

Services and Supplies

This area of the budget includes the supplies and services to meet operational needs. The budget also reflects an appropriation for emergency repairs, along with the sewer fund's share of the payment for the financing used for the construction of the water tanks, and sewer expansion project.

This area also includes engineering for sludge removal of the ponds, and to design for an expansion of the Wastewater Treatment facility. Repairs for the head works at the plant are included.

Capital Projects/Fixed Assets/Land

The budget reflects capital equipment that may be needed during the year, and this fund's share of a pickup truck.

MAJOR POLICY CONSIDERATIONS

Gonzales needs to increase the capacity of the Wastewater Treatment Plant. The options for expansion are being explored. Funds for ongoing sludge removal were not previously incorporated into service fees. Significant work needs to occur each year. A plan for a separate industrial wastewater and/or plant expansion will be coming to the Council.

Policy consideration will be how to spread the system expansion costs over current and future uses of the system.

City Of Gonzales

Month: 5/31/2018	Prior	Current Year			(6)	(7)	(8)	
	Year Actual	Original Budget	Amended Budget	Actual Thru May	Estimated Total	Dept Request	CM Adjusted	Council Adopt
Fund: 530 - Sewer Enterprise								
Revenues								
Dept: 000								
5515.000 Interest Income	9,249	5,000	5,000	47	5,000			
5701.000 Charges for Current Services	947,249	860,000	937,190	849,280	937,190	1,000,000	1,000,000	
5702.000 Late charges	13,955	12,000	12,000	15,424	12,000	12,000	12,000	
5770.000 Sewer Inspection	1,923	2,000	2,000	174	2,000	250	250	
5820.000 Other Income - Misc Payments	0	0	0	1,356	0			
5900.000 Transfer from Water	0	0	0	0	0			
5905.000 Transfer from Sewer	0	0	0	0	0			
5930.000 Transfer from General Fund	0	0	0	0	0			
5958.000 Transfer from Fund 460	0	0	0	0	0			
Dept: 000	972,376	879,000	956,190	866,281	956,190	1,012,250	1,012,250	0
Total Revenues	972,376	879,000	956,190	866,281	956,190	1,012,250	1,012,250	0
Expenditures								
Dept: 000								
6110.000 Salaries-Regular Pay	137,242	174,345	174,345	145,649	174,345	166,260	166,260	
6111.000 Salaries-Overtime Pay	1,624	1,350	1,350	4,405	1,350	1,350	1,350	
6112.000 Salaries-Extra Help	0	0	0	0	0			
6113.000 Salaries-Differentials	2,632	12,195	12,195	0	12,195	11,772	11,772	
6120.000 Unemployment Insurance	0	0	0	0	0			
6131.000 Deferred Compensation Expense	1,369	7,190	7,190	0	7,190	6,844	6,844	
6132.000 Retirement - PERS	30,638	35,485	35,485	10,046	35,485	31,839	31,839	
6133.000 Contra - Pension	-72,050	0	0	0	0			
6140.000 Life and Disability Insurance	1,182	2,635	2,635	1,345	2,635	2,625	2,625	
6150.000 Workers Comp Insurance	4,909	5,000	5,000	4,988	5,000	4,074	4,074	
6160.000 Social Security	9,706	14,375	14,375	10,262	14,375	13,723	13,723	
6170.000 Health and Dental Insurance	28,770	33,305	33,305	31,261	33,305	31,363	31,363	
6210.000 Special Departmental Expenses	34,801	30,000	30,000	23,644	30,000	40,000	40,000	
6211.000 Office Supplies	345	500	500	45	500	500	500	
6212.000 Maintenance Supplies	53,469	25,000	25,000	19,842	25,000	25,000	25,000	
6213.000 Oils and Lubricants	3,511	4,000	4,000	1,950	4,000	5,000	5,000	
6220.000 Telephone	4,853	8,000	8,000	4,340	8,000	8,000	8,000	
6225.000 Utilities	10,734	12,000	12,000	17,019	12,000	20,000	20,000	
6230.000 Legal and Accounting	5,000	10,000	10,000	7,700	10,000	9,000	9,000	
6235.000 Engineering and Surveying	232,915	125,000	125,000	99,878	125,000	125,000	125,000	
6245.000 Other Contractual Services	446,646	285,000	362,190	273,243	362,190	300,000	300,000	
6255.000 Liability Insurance	10,412	10,620	10,620	7,721	10,620	8,470	8,470	
6260.000 Advertising	2,480	2,500	2,500	1,892	2,500	2,500	2,500	

Attachment: Budget (1207 : FY 2018-2019 Recommended Budget)

BUDGET WORKSHEET

City Of Gonzales

Month: 5/31/2018	Prior	Current Year			(6)	(7)	(8)	
	Year	Original	Amended	Actual Thru	Estimated	Dept Request	CM Adjusted	Council Adopt
	Actual	Budget	Budget	May	Total			
Fund: 530 - Sewer Enterprise								
Expenditures								
Dept: 000								
6265.000 Printing	0	0	0	0	0			
6270.000 Transportation and Travel	0	0	0	0	0			
6275.000 Subscriptions and Training	6,366	10,000	10,000	1,250	10,000	5,000	5,000	
6301.000 Bank Charges	4,967	4,000	4,000	3,781	4,000	4,500	4,500	
6305.000 Uncollectible Accounts	0	5,000	5,000	0	5,000	5,000	5,000	
6310.000 Other Taxes	0	0	0	0	0			
6316.000 Administrative Fees	0	37,000	37,000	0	37,000			
6331.000 Administrative Overhead	0	0	0	0	0			
6460.000 Change In Accounting Practices	0	0	0	0	0			
6530.000 Capital Outlay-Improvements	1,096	0	0	0	0			
6540.000 Capital Outlay-Equipment	18,206	200,000	200,000	73,636	200,000			
6541.000 Equipment-Machinery	0	0	0	0	0			
6542.000 Equipment-Vehicles	0	50,000	50,000	39,551	50,000	30,000	30,000	
6543.000 Equipment-Furniture	0	0	0	0	0			
6544.000 Equipment-Computers	0	0	0	406	0			
6550.000 Depreciation	122,636	130,000	130,000	0	130,000	130,000	130,000	
6610.000 Interest Expense	0	0	0	0	0			
6620.000 Principal Reduction	0	0	0	0	0			
6640.000 Amortization Expense	0	0	0	0	0			
6900.000 Transfers to General Fund	0	0	0	0	0			
6905.000 Transfers Out	91,753	91,753	91,753	45,877	45,877	91,753		
6930.000 Transfer to Water	60,000	60,000	60,000	30,000	60,000	60,000	60,000	
6955.000 Transfer to 407	0	0	0	0	0			
6956.000 Transfer To Fund 200	0	0	0	0	0			
Dept: 000	1,256,212	1,386,253	1,463,443	859,731	1,417,567	1,139,573	1,047,820	0
Total Expenditures	1,256,212	1,386,253	1,463,443	859,731	1,417,567	1,139,573	1,047,820	0
Sewer Enterprise	-283,836	-507,253	-507,253	6,550	-461,377	-127,323	-35,570	0

Attachment: Budget (1207 : FY 2018-2019 Recommended Budget)

Garbage Enterprise Funds Budget Narrative for FY 2018-2019 Budget Fund 540

DEPARTMENTAL MISSION

This Garbage Enterprise Fund supports the City’s Vision, Mission, and approved goals. Services are delivered in a cost-effective and customer friendly manner. The Solid Waste System is operated in a sustainable manner to ensure Gonzales maintains the current quality of life.

DEPARTMENTAL PROGRAMS

- Solid waste collection.
- Street sweeping.
- Gonzales Grows Green initiative.
- Stormwater permit compliance.

ACCOMPLISHMENTS FOR FY 2017-2018

- Monitored solid waste collections.
- Collected appropriate fees and distributed in an approved manner.
- Maintained a contract consultant for regulatory compliance and expanded reduce, reuse, and recycling efforts.
- Met the City’s AB 939 source reduction, reuse, and recycling requirements.
- Managed approximately 1,800 solid waste customer accounts.
- Worked with the SVSWA to improve the solid waste collection and obtain better data.
- Conducted two Community Cleanup events.
- The Gonzales Grows Green initiative worked with several businesses to reduce waste.

DEPARTMENTAL GOALS FOR FY 2018-2019

- Meet all regulatory requirements in a customer friendly manner.
- Provide weekly collection services to the residents and businesses in Gonzales.
- Conduct two Community Cleanup events.
- Monitor and assist with customer complaints.
- Monitor franchise contract compliance.
- Continue and expand Gonzales Grows Green programs.

FY 2018-2019 RECOMMENDED BUDGET

This Fund’s FY 2018-2019 Recommended Budget represents an overall increase of \$124,287 or 10% in expenditures, and \$134,000 or 11% in revenues, when compared to the FY 2017-2018 Approved budget. As a result, the Requested Net Cost is decreased by (\$9,713).

Revenues

The increase in revenues is the consumer price index (cpi) in fees and an increase in landfill fees. Fees are set by the hauler and the landfill operator.

Personnel

This budget reflects the allocation of salaries for administrative staff that support these functions.

Services and Supplies

This budget includes office and operational supplies and funding for the contract with the Gonzales Grows Green consultant. The Stormwater program is funded from this account. The franchisee, landfill, and solid waste authority are funded by this account.

Capital Projects/Fixed Assets

There is no capital project anticipated for this fund at this time.

Transfers

Transfers are based on the level of activity.

MAJOR POLICY CONSIDERATIONS

There are no major policy considerations reflected in this fund.

BUDGET WORKSHEET

City Of Gonzales

Month: 5/31/2018	Prior	Current Year			(6)	(7)	(8)	
	Year	Original	Amended	Actual Thru	Estimated	Dept Request	CM Adjusted	Council Adopt
	Actual	Budget	Budget	May	Total			
Fund: 540 - Garbage Enterprise								
Revenues								
Dept: 000								
5233.000	53,851	9,000	60,000	42,233	60,000	58,000	58,000	
5236.000	53,885	70,000	50,000	66,451	50,000	60,000	60,000	
5510.000	0	0	0	0	0			
5515.000	0	0	0	0	0			
5629.000	0	0	0	0	0			
5701.000	623,282	550,000	550,000	554,387	550,000	520,000	600,000	
5702.000	19,372	15,000	15,000	20,158	15,000	18,000	18,000	
5760.000	520,248	468,000	468,000	442,316	468,000	400,000	500,000	
5821.000	65,539	50,000	50,000	68,548	50,000	60,000	60,000	
Dept: 000	1,336,177	1,162,000	1,193,000	1,194,093	1,193,000	1,116,000	1,296,000	0
Total Revenues	1,336,177	1,162,000	1,193,000	1,194,093	1,193,000	1,116,000	1,296,000	0
Expenditures								
Dept: 000								
6110.000	61,505	73,931	73,931	66,843	73,931	63,065	63,065	
6111.000	334	500	500	0	500	50	50	
6113.000	281	6,113	6,113	0	6,113	5,747	5,747	
6131.000	989	3,813	3,813	0	3,813	3,600	3,600	
6132.000	11,876	15,195	15,195	4,671	15,195	12,591	12,591	
6133.000	-9,606	0	0	0	0			
6140.000	377	927	927	552	927	817	817	
6150.000	1,201	1,225	1,225	1,222	1,225	998	998	
6160.000	3,794	6,127	6,127	4,086	6,127	5,268	5,268	
6170.000	8,187	9,097	9,097	12,786	9,097	7,158	7,158	
6210.000	9,822	7,500	7,500	10,078	7,500	12,500	12,500	
6211.000	219	200	200	45	200	400	400	
6230.000	2,500	2,500	10,000	7,700	10,000	10,000	10,000	
6235.000	0	1,000	1,000	0	1,000	2,500	2,500	
6245.000	82,221	80,000	80,000	79,861	80,000	80,000	80,000	
6246.000	562,268	500,000	500,000	444,043	500,000	525,000	525,000	
6247.000	318,523	280,000	280,000	261,400	280,000	300,000	300,000	
6255.000	1,096	1,120	1,120	814	1,120	893	893	
6260.000	2,000	2,000	2,000	0	2,000	1,200	1,200	
6275.000	0	0	0	0	0			
6301.000	4,967	4,000	4,000	3,781	4,000	4,500	4,500	
6310.000	0	0	0	0	0			
6460.000	0	0	0	0	0			

Attachment: Budget (1207 : FY 2018-2019 Recommended Budget)

BUDGET WORKSHEET

City Of Gonzales

Month: 5/31/2018	Prior	Current Year			(6)	(7)	(8)	
	Year Actual	Original Budget	Amended Budget	Actual Thru May	Estimated Total	Dept Request	CM Adjusted	Council Adopt
Fund: 540 - Garbage Enterprise								
Expenditures								
Dept: 000								
6540.000 Capital Outlay-Equipment	0	0	0	0	0			
6544.000 Equipment-Computers	0	0	0	0	0			
6900.000 Transfers to General Fund	262,989	166,752	166,752	102,429	200,000	250,000	250,000	
Dept: 000	1,325,543	1,162,000	1,169,500	1,000,311	1,202,748	1,286,287	1,286,287	0
Total Expenditures	1,325,543	1,162,000	1,169,500	1,000,311	1,202,748	1,286,287	1,286,287	0
Garbage Enterprise	10,634	0	23,500	193,782	-9,748	-170,287	9,713	0

Attachment: Budget (1207 : FY 2018-2019 Recommended Budget)

**Solar Project Fund
Budget Narrative for FY 2018-2019
Budget Fund 550**

DEPARTMENTAL MISSION

This Solar Project Fund provides two solar projects (6 systems) that power several City operations. Future alternative energy projects will be included in this fund.

DEPARTMENTAL PROGRAMS

- Pays finance charges for current solar systems.
- Tracks solar rebates and cost effectiveness of the solar systems.
- Maintains the solar systems.
- Planning and financing efforts for alternative energy projects.

ACCOMPLISHMENTS FOR FY 2017-2018

- Cleaned and maintained existing solar systems
- Monitored effectiveness of the existing systems

DEPARTMENTAL GOALS FOR FY 2018-2019

- Continue to monitor funds used for the Solar Project and SCADA System
- Plan for next system improvements

FY 2018-2019 RECOMMENDED BUDGET

This Fund's FY 2018-2019 Recommended Budget represents a decrease of (\$374,788) or (67%) in expenditures, and (\$409,132) or (93%) in revenues, when compared to the FY 2017-2018 Approved Budget. As a result, the Requested Net Cost is increased by \$34,344.

Fund Balance

The Fund Balance is estimated to be \$1,034,747 as of June 30, 2018.

Revenues

Revenues reflected in the past, have been transfers from the Sewer and Water Enterprise funds, and General Fund necessary to cover the payments for the existing systems. However, due to the healthy balance in the funds, no transfers (revenues) are reflected.

Personnel

There are no personnel costs associated with this fund.

Services and Supplies

The services are essentially scheduled maintenance and debt service on both Solar Projects.

Capital Projects/Fixed Assets

There are no planned projects included in this budget.

MAJOR POLICY CONSIDERATIONS

There are no major policy considerations reflected in this budget at this time.

BUDGET WORKSHEET

City Of Gonzales

Month: 5/31/2018	Prior	Current Year			(6)	(7)	(8)	
	Year Actual	Original Budget	Amended Budget	Actual Thru May	Estimated Total	Dept Request	CM Adjusted	Council Adopt
Fund: 550 - Solar Project Fund								
Revenues								
Dept: 000								
5515.000 Interest Income	0	0	0	287	0	500	500	
5821.000 Other Income - Reimbursements	90,131	80,000	80,000	21,384	80,000	28,000	28,000	
5831.000 LTD Proceeds	0	0	0	0	0			
5900.000 Transfer from Water	247,476	247,476	247,476	123,738	123,738	250,000		
5905.000 Transfer from Sewer	91,753	91,753	91,753	45,877	45,877	91,753		
5930.000 Transfer from General Fund	18,403	18,403	18,403	9,202	9,202	18,403		
Dept: 000	447,763	437,632	437,632	200,488	258,817	388,656	28,500	0
Total Revenues	447,763	437,632	437,632	200,488	258,817	388,656	28,500	0
Expenditures								
Dept: 000								
6210.000 Special Departmental Expenses	0	0	0	0	0			
6225.000 Utilities	0	0	0	0	0			
6230.000 Legal and Accounting	2,500	1,500	1,500	0	1,500	1,500	1,500	
6245.000 Other Contractual Services	27,342	10,000	10,000	14,087	10,000	20,000	20,000	
6260.000 Advertising	0	100	100	0	100			
6301.000 Bank Charges	0	0	0	0	0			
6530.000 Capital Outlay-Improvements	0	200,000	200,000	0	200,000			
6550.000 Depreciation	38,544	40,000	40,000	0	40,000	40,000	40,000	
6610.000 Interest Expense	129,824	135,000	135,000	121,527	135,000	125,312	125,312	
6620.000 Principal Reduction	0	175,000	175,000	237,479	175,000			
Dept: 000	198,210	561,600	561,600	373,093	561,600	186,812	186,812	0
Total Expenditures	198,210	561,600	561,600	373,093	561,600	186,812	186,812	0
Solar Project Fund	249,553	-123,968	-123,968	-172,605	-302,783	201,844	-158,312	0
Grand Total:	-3,090,542	-2,864,897	-5,413,324	268,770	-2,214,188	-700,655	-201,030	0

Attachment: Budget (1207 : FY 2018-2019 Recommended Budget)