



City of Gonzales



Fiscal Year 2019-2020

City

&

Successor Agency

Recommended Budget

(June 17, 2019)

Gonzales will continue to be a safe, clean, family-friendly community, diverse in its heritage, and committed to working collaboratively to preserve and retain its small town charm

TABLE OF CONTENTS

FY 2019-2020 City & Successor Agency Budget

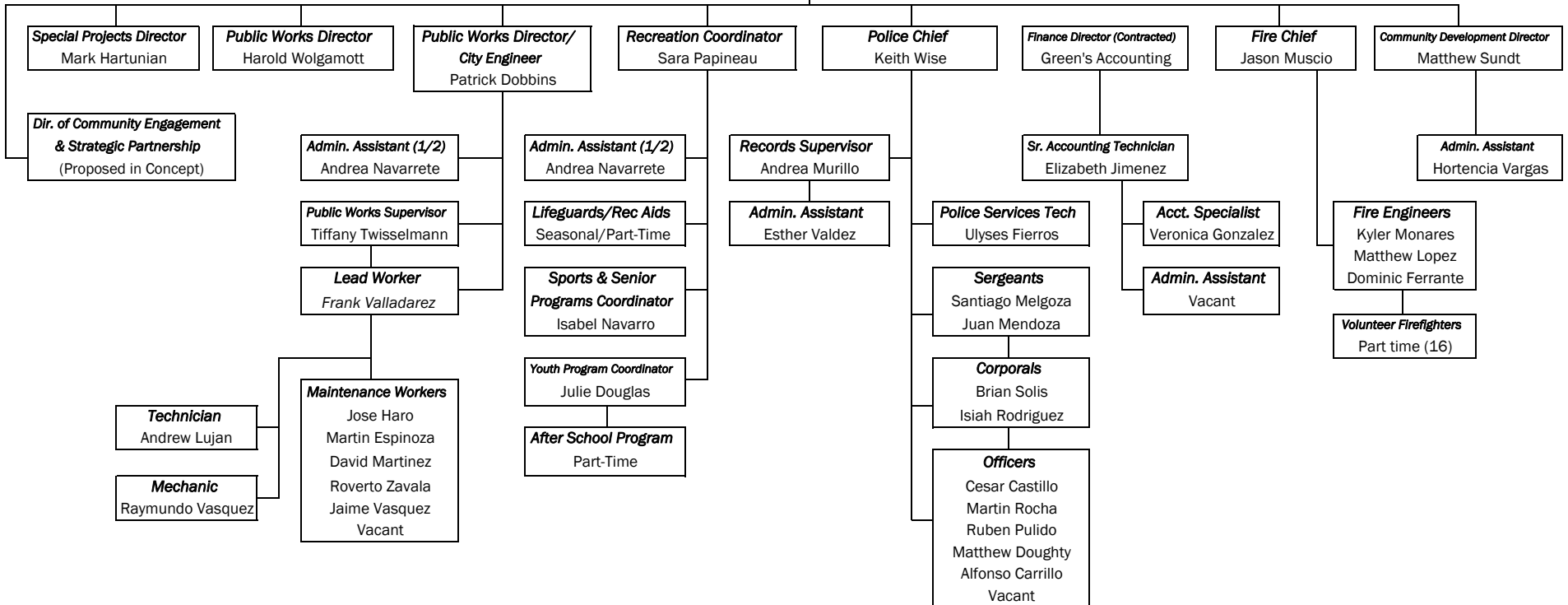
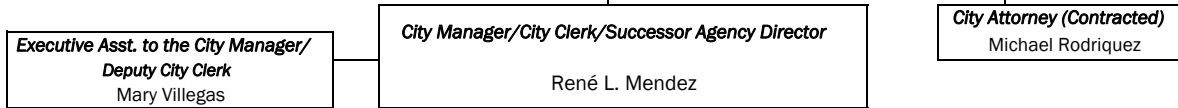
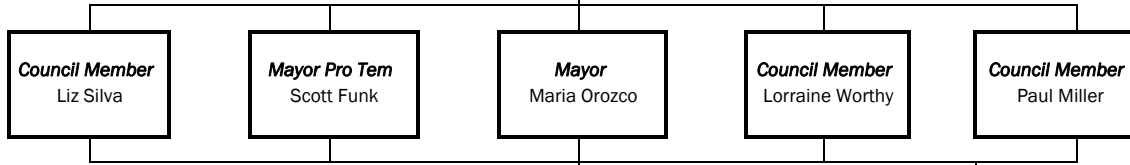
UPFRONT SECTION	Page
Organizational Chart	1
Transmittal Letter	2
Budget Message	4
Exhibit A (<i>Fund Balance Summary</i>)	
Exhibit B (<i>Budget Summary of all Funds</i>)	
Exhibit C (<i>Interfund Transfer Reconciliation</i>)	
Exhibit D (<i>Classification Plan FY 2019-2020</i>)	
UNIT # GENERAL FUND	
000 General Purpose Revenues	30
100 City Council	34
110 City Manager/City Clerk	37
130 Finance Department	42
150 City Attorney	45
160 Community Development Department	48
170 General Governmental Buildings	54
200 Non Departmental	57
300 Police Department	60
310 Fire Department	65
320 Building Regulation	69
400 Public Works Department	73
500 Parks Department	77
510 Recreation Services	80
511 After School Program	84
515 City Aquatics	87
550 Youth Development & Leadership Initiative	90
800 Quality of Life Tax Measure	93
900 General Fund Debt Service	97
FUND # OTHER FUNDS	
120 Community Development	99
123 Business Loan Grant Program	102
124 Air Pollution Control Fund	105
127 Urban County (CDBG)	108
130 Street Fund	110
136 Measure X Transportation Program	114
137 SB1 Transportation Program	117
150 Supplemental Law Enforcement	120
190 Fire Impact	123

TABLE OF CONTENTS

FY 2019-2020 City & Successor Agency Budget

FUND #	OTHER FUNDS CONT.	Page
200	General Plan Impact	126
201	Sphere of Influence Impact Fund	128
210	Public Safety	131
217	Community Law Enforcement Grant	134
220	Police Impact	137
230	Sewer Impact	140
235	Circulation System Impact	143
240	Water Impact	146
241	Public Facilities Impact	149
242	Public Uses Impact	152
243	Aquatics Facilities Impact	155
244	Animal Control Facilities Impact Fees	157
245	Storm Drainage Facilities Impact Fee	160
250	Park Impact	163
260	Intersection Improvement	166
270	CA Breeze Park & Open Space Maintenance Assmt. Dist. Phase I, II, & III	169
280, 290, 300	CA Breeze Benefit Assessment District	172
302	Canyon Creek Park & Open Space Maintenance Assmt. Dist. Phase I, II, & III	177
304, 306, 308	Canyon Creek Benefit Assessment Districts Phase I, II & III	180
310	Cipriani Estates Park & Open Space Maintenance Assessment District	185
312	Cipriani Estates Benefit Assessment	188
314	Gonzales Industrial Park Landscape District	191
316	Gonzales Industrial Park Benefit Assessment District	194
407	Agricultural Industrial Park Federal Grant	197
420	Shopping Center REDIP	200
426	Gonzales Successor Agency	202
427	Gonzales Successor Agency - Housing	206
450	Gonzales River Road Assessment District	209
460	Capital Infrastructure	211
520	Water Enterprise	215
530	Sewer Enterprise	219
540	Garbage Enterprise	223
550	Solar Project	227

City of Gonzales
FY 2019 - 2020





City of Gonzales

P.O. BOX 647
PHONE: (831) 675-5000

147 FOURTH ST.
FAX: (831) 675-2644

GONZALES, CALIFORNIA 93926
www.ci.gonzales.ca.us

June 17, 2019

Honorable Mayor Orozco and Council Members
Chairperson Orozco and Successor Agency Board Members
P.O. Box 647
Gonzales, California 93926

Dear Council and Board Members:

I am pleased to transmit to your Council and Board the Recommended Budget for FY 2019-2020, which sets forth total Budget Requirements in the amount of \$16,320,245, which is \$1,061,221 higher than the FY 2018-2019 amount. The main reason for the increase is due to the increase in salaries and benefits; workers' compensation and liability insurance costs; the start of the Gloria and Iverson Roads reconstruction project; and reflecting the principal debt service payments for the solar project and City Successor Agency debt.

Of the overall budget amount, the General Fund appropriations total \$5,763,119, which is \$271,168 or 4.9% higher than the FY 2018-2019 Budget amount of \$5,491,951. The change is being driven by the increase in salaries and benefits; workers' compensation and liability insurance costs, and the change in the Afterschool Program.

Overall, revenues are \$14,380,215 million, of that the General Fund is \$5,559,030 million, which is \$350,010 higher than FY 2018-2019. The reason for the change is due to modest increases in property and sales tax revenues, and anticipated building and permit activity.

While there are many positive aspects of the FY 2019-2020 City Budget, it is worth noting that the budget reflects the filling of several key positions to maintain services at a high level, the continued emphasis on TUT revenues continuing to be used to fund programs, projects, and initiatives that directly impact the quality of life in the community, and the continuation of the City methodically addressing key infrastructure.

The City economy continues to trend up with the completion of the 130,000 square feet Del Monte Fresh (acquired Mann Packing) vegetable processing plant that will result in approximately 500 new jobs. What is exciting about this project is that this is only phase I, and at least two additional phases are expected. Furthermore, the budget continues to reflect the City's sales tax revenues slightly exceeding the \$1 million level, which is very good for a small city, and property taxes continuing to rebound to pre-recession levels.

The Recommended Budget also reflects resources to finish all the technical studies needed for the next growth phase for the City. These studies will be used to help complete the application to the Local Agency Formation Commission (LAFCO) to annex into the City up to 1,300 acres, and help inform the needed Specific Plans for new development that will be heard and considered by the Planning Commission, on the way to final consideration and approval by the City Council.

On the health side, FY 2019-2020 will see the Salinas Valley Memorial Health Care System in construction to more than double the size of the Taylor Farms Family Health and Wellness Center, which will significantly expand their health and medical offerings to the community and South County. In addition, the budget reflects proactive implementation of the Health in all Policies (HIAP) initiative in the City, which has resulted in the City being recognized as one of 12 nationwide finalists for a Community in Health Price Competition, put on by the Robert Wood Johnson Foundation and the University of Wisconsin. This has been a very rigorous and extensive

application and review process that would not have been possible without our agency partners (like the Monterey County Health Department) and countless residents and community members. Hopefully, early FY 2019-2020 will see the City being awarded one of the prizes that includes a \$22,000 cash prize, nationwide recognition and more importantly; countless technical, expert, and best practices resources.

On the capital infrastructure side, the Recommended Budget reflects funds to (a) finish construction of a new water well; (b) continue working on solutions for the 5th Street – Hwy 101 overpass; (c) begin implementation of the plan to increase the capacity of the Waste Water Treatment Facility; and (d) begin the Gloria and Iverson Roads reconstruction project.

The budget continues to reflect key initiatives to proactively grow the City’s business base, which over time, will continue to increase sales and property tax revenues, more jobs; and overall, a more healthy and vibrant local economy. Some of the key efforts include (a) the Gonzales Grows Green Initiative; (b) continued focused work with the property owners in the Gonzales Agricultural Industrial Business Park (GAIBP); (c) continued leadership in the Monterey Bay Community Power Agency (MBCPA); (d) implementation of the energy microgrid project to provide renewable (green) power to sustain business growth in the GAIBP; and (e) the continued proactive marketing of the Gonzales Brand and Gonzales Way.

The FY 2019-2020 Recommended Budget continues to reflect a great emphasis in the City’s youth initiatives and programs which includes, but not limited to (a) the Gonzales Youth Commissioners and Council working with the City on the development of the Teen Innovation Center, (b) the transition of the Afterschool Program from an ASES funded school program to the City “Kid Power” program, and (c) continued growth of the “*Ensuring Gonzales Youth Achieve 21st Century Success*”.

On the organizational side, this budget reflects the (a) full year funding for both the Public Works Director/City Engineer and Community Development Director positions filled the prior fiscal year, (b) consideration for a new management level position, Director of Community Engagement & Strategic Partnership, and (c) assigning the Deputy City Manager duties to an existing Director.

The budget continues to reflect the \$1 million General Reserve (rainy day fund) and a starting Fund Balance of \$1.3 million, which provides your Council modest resources to expand and/or add programs. However, as in prior years, as your Council reviews the budget document, please keep in mind that any increases in expenditures should be done cautiously. While there is some room for your Council to increase or add programs, it should be done prudently.

I would like to take this opportunity to express my appreciation to all my staff, Elizabeth Jimenez and Mike Howard¹ whose dedicated service, cooperation, and commitment to excellence made this document a possibility. Michael Rodriguez, City Attorney, who has been a great partner and provided invaluable advice to all departments. In particular, I would like to especially acknowledge and thank Mrs. Mary Villegas for her hard work not only on this document, but also for her ability to keep the City Manager’s Office organized and moving forward.

Respectfully submitted,



René L. Mendez
City Manager

¹ Mike is with Green’s Accounting, who provides under contract the financial services for the City.

MEMORANDUM

TO: Honorable Mayor Orozco and City Council
Chairperson Orozco and Successor Agency

FROM: René L. Mendez, City Manager and Director

DATE: June 17, 2019

SUBJECT: City Manager and Director FY 2019-2020 Recommended Budget

RECOMMENDATION

Consider and approve the FY 2019-2020 City and Successor Agency Recommended Budget with the accompanying Resolutions on June 17, 2019, or if needed on June 24, 2019, as presented, which is balanced, maintains or funds Council priorities, and maintains acceptable service levels.

SUMMARY

The Recommended Budget for FY 2019-2020 totals \$16,320,245 in expenditures, of which \$5,763,119 is the General Fund. The General Fund reflects an increase of \$271,168 or 4.9% over the FY 2018-2019 Budget amount of \$5,491,951.

FY 2018-2019 saw the next big jump in the development of the Gonzales Agricultural Industrial Business Park (GAIBP) with (a) the construction of a new Del Monte/Mann Packing 130,000 square foot facility which when fully operational, will provide 500 local jobs; (b) the approval of an Enhanced Infrastructure Financing District (EIFD); and (c) the approval of the Gonzales Energy Authority by the Council which will oversee the construction of an energy microgrid to provide reliable and sustainable power for the GAIBP. In addition, good progress was made in “*Ensuring Gonzales Youth Achieve 21st Century Success*” Initiative, in that the Council gave conceptual approval to the Gonzales Youth Council effort and recommendation to construct a Teen Innovation Center, and also partnered with the United Way of Monterey County and the Community Action Program of San Luis Obispo (CAPSLO) to launch a Family Friends and Neighbors (FFN) childcare program. Furthermore, great inroads continued to be made in community engagement, the annual report, and an upgrade to the City’s website and social media presence.

As this budget is presented for approval, the theme that comes to mind is the City continues to make progress and inroads in several significant areas with the “Gonzales Way” as always leading the way.

Similar to prior years, the overall “operating” budget is again skewed by the “Transfers-In” of resources among funds. For example, transfers include several funds into the General Fund, from the Supplemental Law Enforcement Fund into the Public Safety Fund, and from several assessment funds into the Streets Fund. While this method clearly isolates the contribution among funds, in reality, they are “paper-only” transactions that artificially inflate the total budget by approximately \$810,899. On the State front, the news coming out of Sacramento is essentially neutral for local government and the City of Gonzales.

The following sections in the Budget Message are intended to provide: (1) an overview of pressures on the overall City Budget; (2) an overview of General Fund budgets; (3) highlights of Non-General Fund budgets and programs; and (4) some closing thoughts.

PRESSURES ON THE OVERALL BUDGET

Not unlike past years, there continues to be some pressures and stressors on the City Budget that need to be monitored.

Housing Environment

While news out of the State is at best neutral for the local level, the State is taking a much more aggressive position on the construction of housing, which may result in local jurisdictions being penalized for not doing their part to build housing. This penalty may result in cities losing gas tax revenues which are used to fund street budgets. While nothing is yet concrete, for Gonzales this would mean a loss of approximately \$300,000 annually if it was determined by the State, we were not doing our part to build houses.

The simple fact of the matter is that there is shortage of available housing of all types for our community. One project that was ready for development was ultimately not approved in early 2019. However, work continues on this issue, which if not solved, over time, will impact the City's ability to create jobs and attract the talent necessary for the schools, City and the private sector to continue to thrive. Furthermore, this issue goes beyond having the adequate housing need for job creation, economic development, and attracting the talent necessary for our schools and industry; the simple fact of the matter is that our current residents need housing. On a daily basis, the City is faced with the challenges of overcrowding. According to the population numbers from the Demographics Unit of the California State Department of Finance, the City's population has been relatively flat since 2010, when the population was 8,187 compared to the current estimate of 8,677. While our population has not increased significantly over the past 10 years², overcrowding and homelessness per the school definition exists, and is a growing social and humane concern.

As a result, this budget reflects the capacity for staff to continue to work on this challenge and take advantages of any opportunities.

Fuel Prices

This is highlighted because the fluctuation in fuel prices throughout the year continues to place pressures on the budget. While the budget attempts to reflect adequate resources to cover fuel costs, it is difficult to predict where prices will land.

Workers' Compensation and Liability Insurance Costs

Even though the budget has adequate resources to cover workers' compensation and liability insurance costs, the budget reflects an increase over \$200,000 spread out over several funds. Generally, staff has done a great job of managing the exposure and claims, but sometimes accidents and/or incidents are unavoidable. Nevertheless, staff is taking a comprehensive look in all areas to see if more can be done to prevent these types of claims.

Positive External Relationships

On the positive side, staff continues to work diligently to reinforce, grow, and/or establish new partnerships with the Private Sector and other agencies.

Examples of these partnerships include:

- a) Continue the collaboration and taking on a leadership role on Countywide Economic Development Efforts and Housing.
- b) Maintain a leadership position in the Monterey Bay Community Power Agency (MBCP) and United Way of Monterey County.
- c) Continue to support and enhance the partnership with the Gonzales Unified School District as it transitions to new leadership on a variety of issues, the most significant being the continued implementation of the "*Ensuring Gonzales Youth Achieve 21st Century Success*" Initiative.
- d) Continue to work with the County and Monterey County Cities on a variety of regional efforts including solid waste, economic development, housing, gang suppression, health, and transportation.

² Population Estimate in 2010 = 8,187; 2011 = 8,249; 2012 = 8,325; 2013= 8,384; 2014 = 8,433; 2015 = 8,489; 2016 = 8,543; 2017 = 8,629; 2018 = 8,640; and 2019 = 8,677.

MAJOR CITY VISION INITIATIVES REFLECTED IN THE BUDGET

The following is a list of some of the major initiatives reflected in the Budget:

- Complete the Plan for Services Studies required to implement the City’s Sphere of Influence and finalize an application to LAFCO for the next annexation of land into the City.
- Successfully begin processing the Specific Plans needed for the next growth phase of the City to develop (a) housing of all types, (b) needed improvements to public infrastructure, (c) economic development, and (d) job opportunities.
- In partnership with the Gonzales Unified School District (GUSD), continue (a) to work towards securing the location for the critically needed new Elementary School, (b) the implementation of the “*Ensuring Gonzales Youth Achieve 21st Century Success*” Initiative, and (c) bring and/or develop new innovative science, technology, engineering and mathematics “STEM” programs.
- Continue development of the Gonzales Agricultural Industrial Business Park. Which will include not only attracting new businesses, but also hopefully receive a \$3.2 million grant from EDA to continue to construct the road around the Industrial Park, to loop the trucks around in order to minimize the impacts to Alta and improve the access to the Park.
- Continue to increase partnerships with the City’s business community.
- Maintain proactive implementation of the “Gonzales Grows Green” Initiative.
- Continue the proactive use of the TUT revenues.
- Continue proactive engagement of the community’s youth in the future of their City, which will hopefully culminate in beginning construction of a Teen Innovation Center.
- Continue the proactive effort to develop more programs for our seniors.

BUDGET GOALS AND OBJECTIVES

As in prior years, the City Budget sets forth the foundation for major Council policy actions and provides a fiscal “Road Map” of the direction for City government to follow now, and in the future. The City Budget represents the single most important document that is prepared, reviewed, and approved on an annual basis.

The format used for this budget:

- Reflects all revenues directly in the programs for which they are to be used;
- Includes all of the City’s grants and operating trust funds;
- Includes detailed fund balances of all the City funds, along with their reserve levels;
- Relies on the Net City Cost concept to explain the cost to City resources. For example, a larger net negative means that it is costing the City more, and conversely a lower net negative and/or higher positive number indicates that it is costing the City less to provide the program; and
- Reflects a consistent and standard narrative format:
 1. Description of each individual budget and program.
 2. Major accomplishments by each Department in FY 2018-2019.

3. Departmental goals for FY 2019-2020.
4. The Recommended Budget in detail.
5. Major policy considerations being requested.

Budget Core Priorities

This budget maintains several key core Priorities:

1. City Vision and Mission point the direction.
2. Maintain, and in some cases, enhance the existing valuable workforce.
3. Maintain, and in some cases, enhance critical services (i.e. Public Safety, and Sewer and Water).
4. Maintain improving critical infrastructure.
5. Honor all debt obligations;
6. Maintain a minimum General Fund Balance of \$1 million and a General Reserve of \$1 million.

The following principles and goals have been maintained:

- The Budget is balanced so that available and estimated revenues equal appropriations.
- Whenever possible, the Budget is balanced with ongoing and known revenue sources equaling ongoing and reasonably expected expenses.
- To the extent possible, one-time money is not used for ongoing operations.
- To the extent possible, one-time money is used for one-time expenditures.
- Service levels are maintained at the highest level within funding constraints.
- Discretionary revenues are maximized to provide the Council with options to fund beneficial local programs and services.
- Accuracy and accountability in estimating and monitoring revenues and expenses during the fiscal year will continue to improve.

PROJECTED FUND BALANCES

As of the writing of this document, the final fund balances for all major funds were not yet available; therefore, estimates of year-end fund balances for all major funds have been relied upon to balance the budget. Though the FY 2018-2019 was almost over at the time this message was prepared, the estimates can and will probably change after the Finance Department closes the accrual period at the end of July. The accrual period is very important because it is used to clean up, and/or eliminate encumbrances (funds kept “on hold” for contracts and purchases made at the end of the fiscal year), and to receive revenue that is due to the City, which comes in arrears (this is typical of many grant programs and sale tax revenues).

It is important to realize that Fund Balance is not a fund or a separate account, but by definition, is simply the difference between the assets and liabilities of a governmental fund. While it is critical to keep a close watch on fund balance levels and not become too reliant on it, in all likelihood, there will always be a fund balance. The key is for the organization to identify what areas generate the fund balance.

Fund Balance Summary Report (Exhibit A) provides a fund balance summary of all the funds, as well as their Reserves as of June 30, 2018, and an estimate for the end of the 2018-2019 Fiscal Year. Based on the level activity projected for the few weeks left in the fiscal year, the year-end 2018-2019 General Fund - Fund Balance is estimated to be approximately \$1.3 million and at the end of Fiscal Year 2018-2019, which is in addition to the \$1 million in General Reserves.

Fund Balance estimates of other major funds to start the fiscal year include the Water Enterprise Fund at \$2.2 million, Solar Project Enterprise Fund at \$813,096, Water Impact Fund at \$607,000, and Housing Successor Agency at \$475,051.

TOTAL BUDGET REQUIREMENTS

Exhibit B provides a Summary of Expenditures and Revenues by fund. It is the same straightforward format used for the monthly financial reports. This summary is the basis for the discussion below.

Expenditures

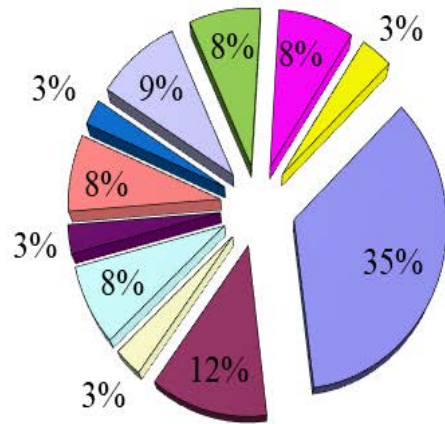
Total expenditures for the FY 2019-2020 Recommended Budget are \$16,320,245, which is \$1,061,221 or 7% higher than FY 2018-2019. As illustrated in the graph on the following page, *Total City Expenditures*, the General Fund Budget comprises 35.31% of the total expenditures or \$5,763,119 million; followed by the Water Fund at 12.07% or \$1.97 million; the Successor Agency – Trust & Housing Funds at 8.28% or \$1.35 million; the Garbage Fund at 7.92% or \$1.29 million; the Streets and Transportation Funds at 7.84% or \$1.28 million; and the Impact Funds at 7.6% or 1.23 million.

The reasons for the overall difference are the increases to workers' compensation and liability insurance costs spread out among funds, reflecting the principal for the debt service in the Successor Agency and Solar Funds; capital projects in the Sewer and Water Funds; and the reflection of the costs resulting from the 3% cost-of-living-adjustment for the employees.

Left Intentionally Blank

**TOTAL CITY EXPENDITURES
FY 2019-2020**

City Funds	FY 2018-19 Adopted Budget	FY 2019-20 Recommended Budget	FY 2019-20 % of Total Budget	Net Difference	% Difference
General Fund	\$5,491,951	\$5,763,119	35.31%	\$271,168	4.9%
Water Fund	1,862,268	1,970,519	12.07%	108,251	5.8%
Public Safety Fund	460,002	474,090	2.90%	14,088	3.1%
Garbage	1,286,287	1,292,000	7.92%	5,713	0.4%
Community Dev. & Rec.	353,670	461,805	2.83%	108,135	30.6%
Impact Funds	2,330,561	1,239,552	7.60%	(1,091,009)	-46.8%
Special Assess. Dist.	569,750	421,204	2.58%	(148,546)	-26.1%
Sewer Fund	1,047,820	1,495,711	9.16%	447,891	42.7%
Streets & Transp.	935,639	1,278,925	7.84%	343,286	36.7%
Successor Agency - Trust & Housing	639,264	1,350,967	8.28%	711,703	111.3%
Solar Project, Infrastructure & Ag Ind Funds	281,812	572,353	3.51%	290,541	103.1%
TOTAL	\$15,259,024	\$16,320,245		\$1,061,221	7.0%



Revenues

Total revenues for the FY 2019-2020 Recommended Budget are \$14,380,215, which is (\$157,244) or (1%) less than the FY 2018-2019 Budget. As reflected in the graph on the following page, *Total City Revenues*, the General Fund comprises 38.66% or \$5,559,030 of the total budget; followed by the Water Fund at 12.2% or \$1.75 million; the Sewer Fund at 9.57% or \$1.38 million; Successor Agency at 9.46% or \$1.36 million; the Garbage Fund at 8.8% or \$1.3 million and the Streets and Transportation Funds at 8.91% or \$1.28 million;

The change in overall revenues is the net result of:

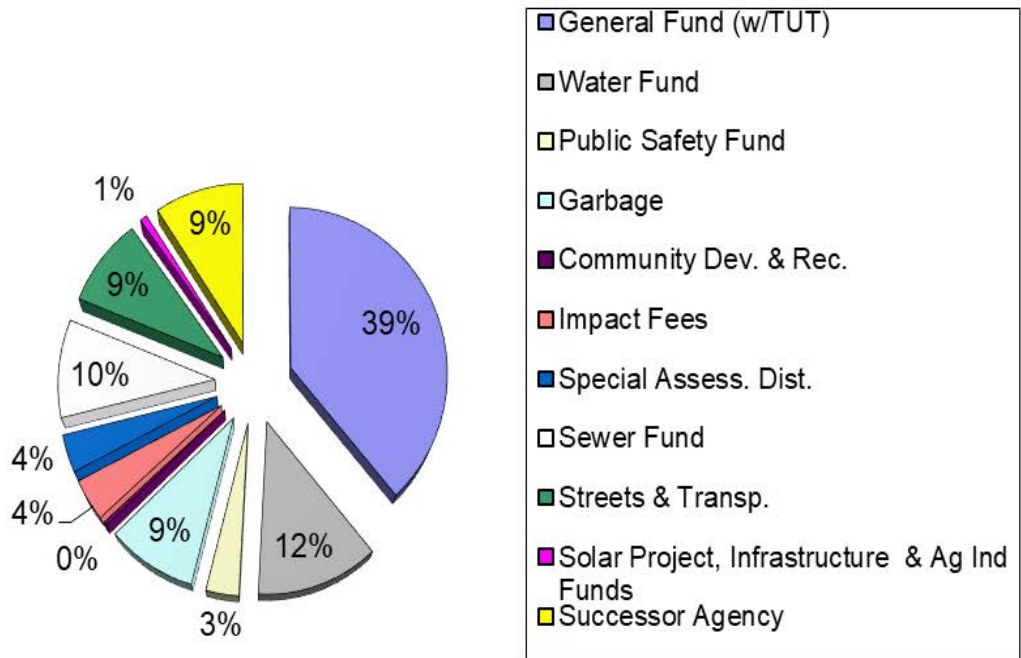
- The Successor Agency finishing paying off the loan from the Water Fund;
- A modest increase in sales tax, and Property Tax-VLF adjustment revenues from the State;
- A modest increase in planning and building permits;
- Reimbursement revenues from the County for the City to oversee the engineering and design for the Gloria and Iverson Roads reconstruction project;
- An increase in revenues in both the Water and Sewer Funds from higher utilization by the GAIBP;
- A reduction in expected Impact Fee revenues; and
- The transfers of resources among funds throughout the budget.

The overall budget reflects expenditures exceeding revenues, which is primarily due to existing reserves (Fund Balance), being used in the Water and Sewer Enterprise, Street, and Solar Funds to cover several capital projects. In addition, the General Fund is utilizing Fund Balance to cover its Net Cost primarily due to what will hopefully be a one-time increase in workers' compensation and liability insurance costs.

Left Intentionally Blank

**TOTAL CITY REVENUES
FY 2019-2020**

City Funds	FY 2018-19 Adopted Budget	FY 2019-20 Proposed Budget	FY 2019-20 % of Total Budget	Net Difference	% Difference
General Fund (w/TUT)	\$5,209,020	\$5,559,030	38.66%	\$350,010	6.7%
Water Fund	1,483,950	1,755,000	12.20%	271,050	18.3%
Public Safety Fund	460,002	474,090	3.30%	14,088	3.1%
Garbage	1,296,000	1,292,000	8.98%	(4,000)	-0.3%
Community Dev. & Rec.	55,200	55,200	0.38%	-	0.0%
Impact Fees	945,719	590,235	4.10%	(355,484)	-37.6%
Special Assess. Dist.	577,071	528,196	3.67%	(48,875)	-8.5%
Sewer Fund	1,012,250	1,376,500	9.57%	364,250	36.0%
Streets & Transp.	855,007	1,281,205	8.91%	426,198	49.8%
Solar Project, Infrastructure & Ag Ind Funds	229,000	108,500	0.75%	(120,500)	-52.6%
Successor Agency	2,414,240	1,360,259	9.46%	(1,053,981)	-43.7%
TOTAL	\$14,537,459	\$14,380,215		(\$157,244)	-1%



OVERALL DISCUSSION OF GENERAL FUND BUDGET

Budget Parameters

As mentioned previously, the recommended budget in addition to relying on the Vision and Mission, and Council priorities, was prepared with the following parameters:

- Maintained and in some cases, enhanced core City programs and critical infrastructure;
- Maintained and in some cases, enhanced existing level of employees, and continued emphasis on establishing a succession plan for key management positions;
- Funded several Vision and Mission Initiatives, including pro-active economic and business development and improvements, the development of an energy microgrid for the Gonzales Agricultural Industrial Business Park (GAIBP): the “Gonzales Grows Green Initiative”;
- Used TUT resources to continue to enhance critical initiatives; and
- Maintained collaborative efforts on many fronts.

General Fund Structure

Pending budget direction, the City’s General Fund is balanced with minimal use of Fund Balance - \$204,809 -, and a revenue amount of \$5,559,030. The use of Fund Balance is recommended to allow time for other revenue sources to increase. This notwithstanding, is important to stress that there is sufficient room in the budget to utilize Fund Balance, and still leave a General Reserve of \$1 million, and a cash balance of \$1.3 million. *These revenues include the following:*

1. A 2% growth in property taxes. This is very conservative estimate but is based on prior year actual levels and discussions with the County Assessor. However, with the new Del Monte/Mann facility coming on line, it is conceivable that this projection will be exceeded.
2. An increase of 5.4% in the Property Taxes – VLF Adjustment from the State, and a 15% increase in Sales Tax, which are based on the estimates from the HdL Companies³, and expected activity.
3. A 10% increase in expected Transaction Use Tax (TUT) revenues.
4. Continued emphasis on the General Fund being reimbursed for its administrative costs for running the various non-general fund programs, were not directly apportioned to the other funds.
5. A modest increase in planning and building permit revenues based on the expected level of activity.
6. Transfers from various funds for administrative support.

Departmental Budget Requests

The budget includes individual narrative sheets for each budget that illustrate a variety of information, including a Recommended Budget, and Major Policy Consideration section.

Expenditures

Overall, the budget is balanced with full year funding of the Community Development Director and Public Works Director/City Engineer positions that were filled in FY 2018-2019. In addition, it introduces a new management level position, Director of Community Engagement & Strategic Partnership. It enhances funding for a more robust Summer Youth Day Camp and transitions the Afterschool program from the school funded ASES

³ City’s sales and property tax Consultants.

program to the City funded “kid power” program. It also includes funding to cover the increase in workers’ compensation and liability insurance costs, and the cost-of-living-adjustment (COLA) for the employees.

Revenues

On the revenue side, the General Fund Budget reflects modest increases across several revenue categories.

Use of General Fund - Fund Balance

As described above, the Proposed Budget reflects a modest use of Fund Balance in order to cover what is hopefully a one-time increase in workers’ compensation and liability insurance costs and to allow some time for increased revenues to materialize. What is good is that there are sufficient resources to allow this to occur and still maintain the \$1 million General Reserve, and a cash balance \$1.1 million.

TOTAL GENERAL FUND BUDGET AND FINANCING REQUIREMENTS

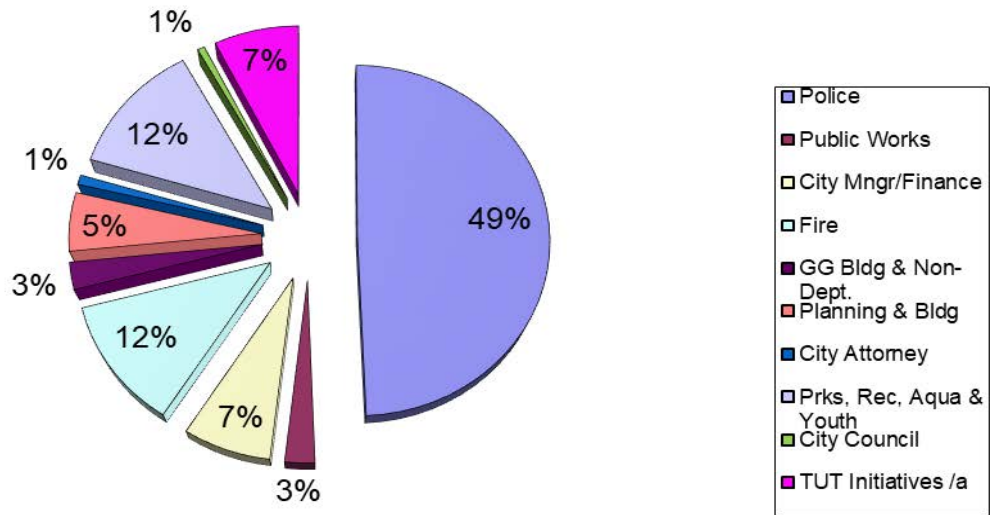
Expenditures

As illustrated in the graph on the following page, General Fund Expenditures, overall, General Fund expenditures total \$5,763,119, which is 4.9% or \$271,168 higher than the prior year. As shown, Police continues to be the largest General Fund program at 49.4% or \$2,846,247 million; and followed by Parks, Recreation, Aquatics and Youth Programs at \$711,874 or 12.35%; and Fire at 11.84% or \$682,531.

The increase in expenditures is mainly due to the net impact of (a) full year funding of the Community Development Director and Public Works Director/City Engineer; (b) the increase in workers’ compensation and liability insurance costs; and (c) the COLA.

**General Fund Expenditures
FY 2019-2020**

Departments	FY 2018-19 Adopted Budget	FY 2019-20 Recommended Budget	FY 2019-20% of Total Budget	Net Difference	% Difference
Police	2,503,492	2,846,247	49.39%	342,755	13.69%
Public Works	135,626	140,612	2.44%	4,986	3.68%
City Mngr/Finance	383,497	415,689	7.21%	32,192	8.39%
Fire	593,641	682,531	11.84%	88,890	14.97%
GG Bldg & Non-Dept.	217,700	144,700	2.51%	(73,000)	-33.53%
Planning & Bldg	324,179	311,396	5.40%	(12,783)	-3.94%
City Attorney	50,000	50,000	0.87%	-	0.00%
Prks, Rec, Aqua & Youth	689,246	711,874	12.35%	22,628	3.28%
City Council	34,919	35,419	0.61%	500	1.43%
TUT Initiatives /a	559,651	424,651	7.37%	(135,000)	-24.12%
TOTAL	\$5,491,951	\$5,763,119		\$271,168	4.94%



Revenues

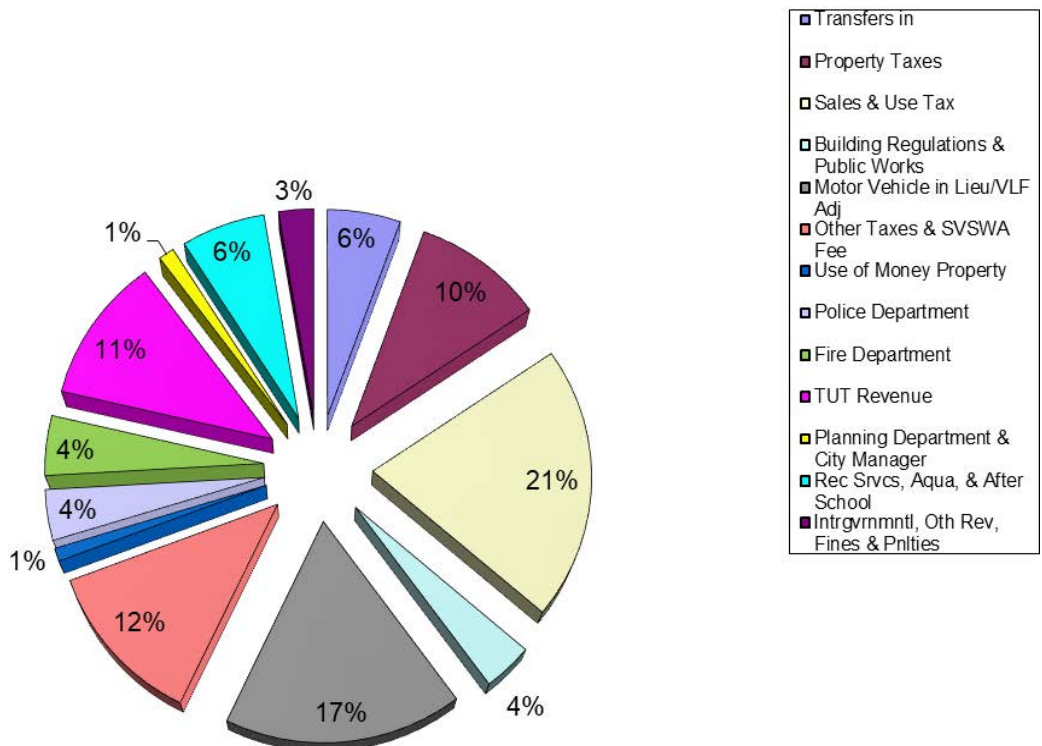
The next graph, *General Fund Revenues*, illustrates the major revenue sources of the General Fund. Overall, revenues total \$5,559,030 which is \$350,010 or 6.7% higher than the prior fiscal year. The largest source is Sales & Use Tax at \$1.15 million or 20.1%; followed by Motor Vehicle in Lieu/VLF Adj. at \$955,000 or 17%; and Other Taxes & SVSWA Fee at \$679,000 or 12%. This is followed by TUT Revenues at \$620,000 or 11% and Property Taxes at 10% or \$556,500. The major reasons for the increase are due to sales and property taxes being projected a bit higher than the prior year.

On the permit activity, it is important to point out that the budget reflects a modest increase. However, as of the time of writing the budget document, several projects were in their preliminary stages that if they materialize, will increase this revenue source significantly.

[Left intentionally blank]

**GENERAL FUND REVENUES
FY 2019-2020**

Revenue Sources	FY 2018-19 Adopted Budget	FY 2019-2020 Recommended Budget	FY 2019-20 % of Total Budget	Net Difference	% Difference
Transfers in	\$326,001	\$309,680	5.57%	\$(16,321)	-5.0%
Property Taxes	499,000	556,500	10.01%	57,500	11.5%
Sales & Use Tax	1,000,000	1,150,000	20.69%	150,000	15.0%
Building Regulations & Public Works	169,250	201,500	3.62%	32,250	19.1%
Motor Vehicle in Lieu/VLF Adj	906,209	955,000	17.18%	48,791	5.4%
Other Taxes & SVSWA Fee	670,500	679,000	12.21%	8,500	1.3%
Use of Money Property	55,000	55,000	0.99%	-	0.0%
Police Department	100,400	212,400	3.82%	112,000	111.6%
Fire Department	260,700	251,700	4.53%	(9,000)	-3.5%
TUT Revenue	560,000	620,000	11.15%	60,000	10.7%
Planning Department & City Manager	58,200	66,000	1.19%	7,800	13.4%
Rec Srvcs, Aqua, & After School	360,260	355,250	6.39%	(5,010)	-1.4%
Intrgvrmntl, Oth Rev, Fines & Pnlities	243,500	147,000	2.64%	(96,500)	-39.6%
TOTAL	\$5,209,020	\$5,559,030		\$350,010	6.7%



The following section briefly highlights the reasons for the changes in some of the budgets. Please refer to the individual budget narrative sheets for a summary of each budget.

General Fund Revenues

This budget reflects revenues that cannot be attributed to any one particular budget. All other revenues are reflected directly in the programs for which they are to be used for, and/or generated. This is done in order to more accurately reflect the activity and present a more accurate account of each individual program.

As mentioned previously, General Fund Revenues are slightly up mainly due modest growth in Property and Sales Tax and VLF Adjustment revenues.

It cannot be emphasized enough that even though several key revenues are up, it is important to continue to identify other revenue sources for the City in order to maintain a balanced budget and provide the services needed to support the Vision of the City.

General Fund Budget Units

Below are some of the General Fund budgets that have changes. In general, all budgets have increases as a result of the employee COLAs and workers' compensation and liability insurance costs. Because of the nature of the risk embodied in Public Safety, both Police and the Fire Departments are allocated a larger share of these costs. The budgets also reflect the cost estimates for health and retirement costs, which are being driven by the City self-insurance health plan and Anthem Blue Cross, and the California Public Employee Retirement System (PERS).

City Manager & Finance: The City Manager's budget increase is mainly driven by salaries and benefits. In addition, as mentioned above, the budget reflects the introduction of a new management level position, Director of Community Engagement & Strategic Partnership to provide additional support and oversee the increasing community engagement, youth initiatives, sustainability, and the implementation of the Health in All Policies Initiatives.

Planning: This budget reflects a decrease as a result of filling the Community Development Director position and no longer having to rely on consultants to do most of the work.

General Government & Non-Departmental: Combined, these budgets reflect a decrease as a result of no longer having to make the lease payment for the City Hall Government Complex. This resulted in a savings to the General Fund of approximately \$100,000 annually.

Police: The increase in the Net Cost is primarily being driven by salaries and benefits, overtime costs and the costs for the youth diversion "Road to Success" program run by Sun Street Center. This budget both reflects the costs of this program, as well as the reimbursement from the three South County Cities for their share of the program. In addition, while not currently reflected in the budget, the Police Chief has requested an additional position that will be evaluated and may possibly be brought back for consideration as part of the FY 2019-2020 Mid-Year Budget review.

Fire: The increase in the Net City Cost is essentially being driven by salary and benefit increases, and a reduction in insurance reimbursement revenue derived primarily from responding to vehicle accidents.

Building: The decrease in the Net City Cost is due to a modest increase to revenue from expected building activity and new permits.

Parks: The decrease in the Net City Cost is directly attributed to a reduction in the allocated salaries to this budget.

Recreation: The reduction in this budget's Net City Cost is due to an increase in recreation fees as a result of increased activity and programs, and an increase in the contribution from the TUT resources to maintain the fees affordable for the community.

Aquatics: The increase is being driven by a reduction in expected pool revenue, coupled with an increase in salary and benefit costs.

After School Program: The reduction in this program is due to shifting from the school funded ASES program to the City funded “Kid Power” program, and the increase in TUT resources to maintain the program affordable for the community.

Youth Development & Leadership: The increase is due to reflecting the costs for the Family Friends and Neighbors (FFN) child care initiative, the City’s share of a contract with Sun Street Centers to continue funding the “Road to Success” Youth Diversion Program, and an increase in the award-winning Gonzales Youth Commissioner and Council leadership program.

TUT: For FY 2019-2020 in addition to the revenue projection, this budget reflects all the programs/projects recommended by the TUT Advisory Committee and approved by the Council for inclusion in the budget. Not only are some of the appropriations reflected in this budget, but they are also reflected in the Recreation, After School Program, Youth Development & Leadership, and Debt Service budgets. Also, it is important to point out that at the time the TUT Advisory Committee acted on the programming for the 2019-2020 Fiscal Year, the revenue was estimated at \$575,000 since that time and as reflected in the Recommended Budget, the revenue estimate has been increased to \$620,000. What this means is that staff will be working with the TUT Advisory Committee early in the fiscal year on possibly programming the additional \$45,000 in TUT resources.

OTHER FUNDS

Significant programs outside the General Fund are Sewer, Water, Garbage, Assessment Districts, Successor Agency to the Gonzales Redevelopment Agency, and the Impact Funds. Generally, all the Impact Funds reflect increase in revenues from anticipated development. The following are some of the funds with the larger recommended changes.

Community Development

The budget reflects a significant appropriation to reinvigorate this function by working to implement a micro grant program for ADA and other housing building improvements, and a business façade program.

Business Loan Grants

The change reflects the expected level of loan activity for the fiscal year.

Street Fund

The increase in this fund is being driven by starting the Gloria-Iverson Roads reconstruction project. This will be a joint project with the County, which entails the City initially taking the lead on the engineering and design phase of the project, and the County taking the lead on the construction phase. The budget reflects the costs and reimbursement for the first phase of this project.

Measure X

The change in this fund is due to the increase projections in the City’s allocated share of the TAMC sales tax, which will be used to pay back the \$2.5 million loan provided and used for the Alta Street project.

SBI Road Repair & Account

The revenue anticipated in FY 2019-2020 is being recommended to be used to help cover the City’s portion of the Gloria & Iverson Road reconstruction project.

General Plan & Sphere of Influence Impact Funds

The budget reflects the transfer of all activity from the General Plan to the Sphere of Influence (SOI) Impact Fund because it is more appropriate. The appropriation in the SOI is to complete all the technical studies needed for the next growth phase for the City. These studies will not only be used to help complete the application to the Local Agency Formation Commission (LAFCO) to annex approximately 1,300 acres, but will help inform the Specific Plans for new development that would be heard and considered by the Planning Commission on their way to final consideration and approval by the City Council.

All Impact Funds

In general, most of the Impact Funds reflect revenues anticipated as a result of new development coming. Some of the major changes in expenditures are:

Sewer Fund: Reflects appropriations to undertake improvements at the Waste Water Treatment Facility to expand capacity and improve operations.

Circulation System Impact Fund: The modest appropriation is essentially a place holder to help fund needed work that may develop during the fiscal year.

Water Impact Funds: This fund reflects a decrease due to the construction of the new well being completed.

Public Facilities & Public Uses Impact Funds: These funds reflect a set aside if needed.

Intersection Improvement Fund: The appropriation is being recommended to help cover the costs of improvements to the 5th Street – HWY 101 intersection if they materialize.

Assessment District Funds

All these funds reflect the activities necessary for the operation and maintenance of the districts.

Gonzales Successor Agency

The budget reflects the expenditures in the Recognized Obligation Payment Scheduled (ROPS) approved by the State Department of Finance (DOF), and revenues needed to cover all the debt service obligations of the former RDA, and the administrative costs of the Successor Agency. The reduction in revenues is the direct result of the City being fully paid on all the loans made to the former RDA and thus that revenue is no longer being provided.

Gonzales Successor Agency – Housing

This budget reflects the \$100,000 to help reimburse CHISPA for costs incurred for the project on Gabilan Court that was ultimately not approved, and also to cover costs for new housing projects should they materialize.

Capital Infrastructure Fund

This fund continues to reflect expenditures to enhance the City's economic development efforts and website, and retain consultants as needed to provide service to enhance the City's revenue base and economic development.

Water Enterprise Funds

This budget reflects the appropriation authority needed to maintain the City's Water System. In addition, this budget reflects (a) the debt service for the Private Placement utilized to expand the Sewer Treatment Plant, and the construction of the two 3 million gallon water tanks; (b) a contribution for the master plan studies underway for the new growth area; (c) capital expenditures to purchase equipment and parts as needed for the water wells; and (d) the allocated share for of a replacement pickup truck and dump truck.

Sewer Enterprise Fund

Similar to the Water Fund, this budget reflects the appropriation authority needed to maintain the City's Sewer System. In addition, this budget reflects (a) engineering and contractual work to continue improvements and management of the plant, and (b) an allocated share of the replacement dump truck.

Solar Project Fund

The increase in this Fund is the result of reflecting the principal reduction costs for both solar projects.

CONTINUE ADDRESSING CRITICAL INFRASTRUCTURE

The past several years has seen the City take a major step forward in improving its infrastructure, but more is needed. For example,

- *Continue needed improvements to the City's Water System:* Though great progress is being made on the replacement water well, additional work is needed on the system. Also, because this is a significant project that will reduce the reserves of the fund, work continues assessing the system, developing an improvement plan, and identifying additional funding sources.
- *Expansion to and Improved Maintenance of the Wastewater Treatment Plant:* Though a lot of work has been done at the Waste Water Treatment Plant, more is needed to expand the plant and improve the management of the plant. Significant work is underway to develop short, medium, and long-term increase capacity at the Plant to support future industrial and housing growth. Similar to water, this will require a combination of funding sources (loans, grant, developer impact fees, etc.) including potential annual fee increases beyond the annual CPI, and creating new funding sources.
- *Street Improvements:* Even though a significant milestone was reached with the completion of the Alta Street Renovation project, more is needed to improve the City streets. The budget reflects the start of major work to reconstruct Gloria and Iverson Roads and also to continue to look for ways to fund a City Street Maintenance plan.
- *New Elementary School:* While not a direct City responsibility, a new elementary school is critically needed by the Community and the City needs to find ways to proactively work with the Gonzales Unified School District and the Community to make the new elementary school a reality. Frankly, this is long overdue, and we need to ask ourselves how many more generations of youth we are going to impact by not acting. It is imperative that we work together to improve their learning environment and provide them the tools necessary for their future success. Without a doubt, this is a community responsibility and instead of learning from our past, we seem to be using it as an anchor and excuse not to do what is right and needed. The reality is while other communities step up to approve the bonds and the funding necessary to construct new schools, we seem unable to take that step for all the wrong reasons. As a result, while not a significant financial commitment, the budget contemplates proactively working with the Gonzales Unified School District on this issue.

While the needed infrastructure improvement projects appear daunting, they are doable if we continue to take a methodical, discipline, prudent and innovative approach. This has long been the mainstay of Gonzales and to those ends, staff is working hard on developing short, medium, and long-term alternatives to your Council. The City did take major steps forward in FY 2018-2019 to begin the establishment of new funding sources for infrastructure by taking the action necessary to create an Enhanced Infrastructure Financing District (EIFD) and the establishment of a Gonzales Energy Authority (GEA). When fully developed, it is anticipated that both of these efforts will result in significant revenue to help fund improvements to the City's infrastructure.

BUDGET RISK AREAS

While the City's fiscal situation is sound, the Proposed Budget includes several assumptions that if they do not materialize, have the potential to impact the overall budget and require additional adjustments. Assumptions that could impact the budget if they do not materialize are that the:

1. FY 2018-2019 year-end Fund Balance could come in lower than projected;
2. Current economic recovery could stall leading to less property and sales taxes being generated within the City; and
3. CalPERS and Health benefit costs could increase beyond anticipated levels.

ADDITIONAL POLICY AREAS

There are several policies that require additional attention, even though they might have already been mentioned in this Budget Message.

Vision and Mission

As this budget is reviewed, it is important to look at it with the City's Vision and Mission in mind. Emphasis continues to be placed on aligning the budget with the City's Vision. For example, programs or initiatives include, but are not limited to:

- Continue implementation of the joint initiative with GUSD "*Ensuring Gonzales Youth Achieve 21st Century Success.*"
- Diligently work to address critical infrastructure challenges.
- More strategic and coordinating grant writing program that if successful, would generate resources to the City to support the Vision and Mission. To these ends work is underway to bring forward to the City Council a much proactive grant writing initiative. While this has been tried in the past to different degrees of success, it is time to consider this approach again.
- Continue proactive implementation of the Gonzales Grows Green Initiative.
- Continue taking on a leadership role in countywide and/or regional efforts.
- Finalize the necessary studies needed for the application to the Local Agency Formation Commission (LAFCO) to annex approximately 1,300 acres, and inform the specific plans necessary for the next growth phase of the City.

Efforts on the *Community Development* front include, but are not limited to:

- Continue proactively working on developing more housing for our community.
- Hold a community workshop early in the fiscal year to go over options for Gabilan Court and other areas to consider the Community Center, Library, housing and other needed community facilities, etc.
- Implement a micro-grant program for ADA improvements or critical health and safety building improvements to existing housing units.
- Work with the Gonzales Youth Commissioners to begin the development/construction of a Teen Innovation Center.
- Continue enhancing access to quality health care options.
- Continue to improve and maximize the use of the City's recreational facilities.

Efforts on the *Economic Development* front include, but are not limited to:

- The CDBG Business Development/Enhancement Loan Program.
- Continue proactive implementation of the "Gonzales Grows Green" (G3) Initiative.
- Expand the Retail Attraction Program.
- Market and implement of the approved Economic Development and Façade Improvement Incentive Program.
- Fully implement the EIFD.
- Continue pro-active development of the Gonzales Agricultural Industrial Business Park and develop the energy microgrid for the Park.

The Gonzales Quality of Life Temporary Transactions and Use Tax (TUT)

The budget continues the robust use of TUT resources as recommended by the TUT Advisory Committee spread out over the Recreation Services (*Budget Unit 510*), After School Program (*Budget Unit 511*), Youth Development & Leadership (*Budget Unit 550*), TUT (*Budget Unit 800*), and Debt Service (*Budget Unit 900*). For FY 2019-2020 the Committee recommended continuation of core programs like the debt service for the pool, the “*Ensuring Gonzales Youth Achieve 21st Century Success*” Initiative, increasing the funding for the Community Grant Program, increasing support for the City run afterschool “Kid Power” and summer youth programs, continuing the tree replacement program, and continue to provide seed funds to the Police Department to enhance Community Policing efforts.

Cannabis Revenues

While a lot of work was done in 2018-2019 to be prepared for this emerging industry, the fact of the matter is that as we start the 2019-2020 Fiscal-Year, there are no cannabis regulatory permits issued. As a result, the budget does not reflect any revenues from cannabis manufacturing or cultivation operations, which are limited to the Gonzales Agricultural Industrial Business Park.

SUMMARY OF RECOMMENDATIONS TO THE CITY COUNCIL AND THE SUCCESSOR AGENCY BOARD

1. Consider and Adopt the Resolution No. 2019-45, A Resolution of the City Council of the City of Gonzales Adopting an Operating Budget for the City for the Fiscal Year July 1, 2019 through June 30, 2020, and providing for the Appropriations and Expenditures of All Sums Set Forth Therein;
2. Consider and Adopt the Resolution No. SA-2019-02, A Resolution of the City Council of the City of Gonzales Acting as Successor Agency for the Gonzales Redevelopment Agency Approving and Adopting a Successor Agency Budget for the Period Between July 1, 2019 and June 30, 2020; and
3. If needed, direct staff to make changes as necessary and schedule adoption of the Recommended Budget for the City and Successor Agency on June 24, 2019 at 5:00pm.

CONCLUSION

The budget is recommended to continue the momentum on many exciting fronts and the positive direction that has been seen over the last few years. Not only does the economy continue to do well, but the voter approved TUT continues to be utilized for projects and initiatives that are a direct benefit to the Community. While there are many positive aspects underway in the City, as we approach FY 2019-2020, perhaps none are greater than the fact that the City continues to provide a robust menu of services, and is very proactively and successfully tackling infrastructure challenges one at a time.

I want to close by encouraging the Council and Board to adopt the Recommended Budget as presented, which is balanced, and sets forth a plan for the future.

In addition, all City employees, as well as members of the public and press, should feel free to ask questions or provide comment on the contents of this document. I would welcome the opportunity to sit down with each of you to discuss this document. Please do not hesitate to contact my office to schedule a meeting time.

ATTACHMENTS:

Exhibit A – Fund Balance Summary

Exhibit B – Budget Summary of all Funds

Exhibit C – Interfund Transfer Reconciliation

Exhibit D – Classification Plan FY 2019-2020



FUND BALANCE SUMMARY

ALL CITY FUNDS

FISCAL YEAR 2019-20 Final Budget

July 1, 2019

Fund #	Fund Name	Estimated Beginning Fund Balance 06/30/19	FY 2019-20 Budgeted Revenues	FY 2019-20 Budgeted Expenditures	Fund Balance Transfers	Estimated Ending Fund Balance 06/30/20	Reserved Funds	Estimated Ending Unreserved Fund Balance 06/30/20
100	General Fund	\$ 2,357,148	\$ 5,249,350	\$ 5,629,029	\$ 175,590	\$ 2,153,059	\$ 1,000,000	\$ 1,153,059
120	Community Development	\$ 174,077	\$ 4,200	\$ 75,000	\$ (10,000)	\$ 93,277	\$ -	\$ 93,277
123	Business Loan Grant	\$ 300,135	\$ 50,000	\$ 171,000	\$ (15,000)	\$ 164,135	\$ -	\$ 164,135
124	Air Pollution Control Fund	\$ (1,044)	\$ 15,500	\$ 10,000		\$ 4,456	\$ -	\$ 4,456
127	CDBG - Urban County	\$ 36,375	\$ 180,805	\$ 166,000	\$ (14,805)	\$ 36,375	\$ -	\$ 36,375
130	Street Fund	\$ -	\$ 763,800	\$ 903,649	\$ 142,129	\$ 2,280	\$ -	\$ 2,280
136	Measure X	\$ -	\$ 233,147	\$ 233,147		\$ -	\$ -	\$ -
137	SB1 Road Repair & Account.	\$ -	\$ 142,129	\$ -	\$ (142,129)	\$ -	\$ -	\$ -
150	Supplemental Law Enforcement	\$ 27,615	\$ 170,000	\$ 5,000	\$ (165,000)	\$ 27,615	\$ -	\$ 27,615
190	Fire Impact Fund	\$ 68,958	\$ 12,200	\$ 20,000	\$ -	\$ 61,158	\$ -	\$ 61,158
200	General Fund Impact Fund	\$ 71,766	\$ -	\$ -	\$ -	\$ 71,766	\$ -	\$ 71,766
201	Sphere of Influence Impact Fund	\$ 129,577	\$ 278,975	\$ 408,552	\$ -	\$ -	\$ -	\$ -
210	Public Safety Fund	\$ -	\$ 5,000	\$ 304,090	\$ 299,090	\$ -	\$ -	\$ -
217	Community Law Enforcement Grant	\$ -	\$ -	\$ -	\$ -	\$ -	\$ -	\$ -
220	Police Impact Fund	\$ (7,958)	\$ 24,000	\$ -	\$ -	\$ 16,042	\$ -	\$ 16,042
230	Sewer Impact Fund	\$ 208,416	\$ 102,000	\$ 150,000	\$ -	\$ 160,416	\$ -	\$ 160,416
235	Circulation System Impact Fund	\$ 55,985	\$ 103,420	\$ 100,000	\$ -	\$ 59,405	\$ -	\$ 59,405
240	Water Impact Fund	\$ 607,761	\$ 36,000	\$ 261,000	\$ -	\$ 382,761	\$ -	\$ 382,761
241	Public Facilities Impact Mitig	\$ 35,063	\$ 10,600	\$ 25,000	\$ -	\$ 20,663	\$ -	\$ 20,663
242	Public Uses Mitigation Fees	\$ 20,292	\$ 200	\$ 10,000	\$ -	\$ 10,492	\$ -	\$ 10,492
243	Aquatic Facilities Mitigation	\$ 1,357	\$ -	\$ -	\$ -	\$ 1,357	\$ -	\$ 1,357
244	Animal Control Facilities Mitigation	\$ 172	\$ -	\$ -	\$ -	\$ 172	\$ -	\$ 172
245	Storm Drainage Facility Impact Fund	\$ (1,833)	\$ 21,340	\$ 5,000	\$ -	\$ 14,507	\$ -	\$ 14,507
250	Park Impact Fund	\$ 2,742	\$ -	\$ -	\$ -	\$ 2,742	\$ -	\$ 2,742
260	Signalization Impact Fund	\$ 372,301	\$ 1,500	\$ 260,000	\$ -	\$ 113,801	\$ -	\$ 113,801
270	CA Breeze Park Maintenance	\$ (55,051)	\$ 93,000	\$ 91,399	\$ (5,000)	\$ (58,450)	\$ -	\$ (58,450)
280	CA Breeze Maintenance #1	\$ 37,119	\$ 15,700	\$ 7,756	\$ (4,000)	\$ 41,063	\$ 9,000	\$ 32,063
290	CA Breeze Maintenance #2	\$ (12,397)	\$ 24,500	\$ 14,742	\$ (5,000)	\$ (7,639)	\$ -	\$ (7,639)
300	CA Breeze Maintenance #3	\$ 65,044	\$ 28,100	\$ 14,764	\$ (5,000)	\$ 73,380	\$ 60,936	\$ 12,444
302	Canyon Creek Park & Park Maint	\$ 354,818	\$ 89,400	\$ 43,483	\$ -	\$ 400,735	\$ 66,000	\$ 334,735
304	Canyon Creek Maintenance #1	\$ 224,218	\$ 39,200	\$ 25,826	\$ (5,000)	\$ 232,592	\$ 8,900	\$ 223,692
306	Canyon Creek Maintenance #2	\$ 187,221	\$ 38,800	\$ 24,841	\$ (5,000)	\$ 196,180	\$ 10,536	\$ 185,644
308	Canyon Creek Maintenance #3	\$ 254,131	\$ 52,800	\$ 21,295	\$ (5,000)	\$ 280,636	\$ 16,016	\$ 264,620
310	Cipriani Estates Park Maint	\$ 57,755	\$ 37,000	\$ 13,350	\$ (5,000)	\$ 76,405	\$ 66,000	\$ 10,405
312	Cipriani Estates Maintenance	\$ 393,210	\$ 52,300	\$ 21,267	\$ (5,000)	\$ 419,243	\$ 12,000	\$ 407,243
314	Gonzales Industrial Park Landscape	\$ 73,697	\$ 19,400	\$ 40,535	\$ -	\$ 52,562	\$ 2,000	\$ 50,562
316	Gonzales Industrial Park Benefit Assess	\$ 57,872	\$ 30,800	\$ 40,750	\$ (10,000)	\$ 37,922	\$ 36,000	\$ 1,922
407	Ag Ind. Park Federal Grant	\$ 6,500	\$ -	\$ 4,000	\$ -	\$ 2,500	\$ -	\$ 2,500
420	Shopping Center REDIP	\$ -	\$ 7,196		\$ (7,196)	\$ -	\$ -	\$ -
426	City Successor Agency **	\$ 383,714	\$ 1,360,259	\$ 1,240,967	\$ -	\$ 503,006	\$ -	\$ 503,006
427	Successor Agency - Housing	\$ 475,051	\$ 50,000	\$ 100,000	\$ (10,000)	\$ 415,051	\$ -	\$ 415,051
450	Gonzales River Rd Assess District	\$ -	\$ -	\$ -	\$ -	\$ -	\$ -	\$ -
460	Infrastructure Improvement Fund	\$ 92,507	\$ 102,000	\$ 100,000	\$ -	\$ 94,507	\$ -	\$ 94,507
520	Water Enterprise **	\$ 2,231,476	\$ 1,695,000	\$ 1,970,519	\$ 60,000	\$ 2,015,957	\$ -	\$ 2,015,957
530	Sewer Enterprise **	\$ 416,205	\$ 1,376,500	\$ 1,435,711	\$ (60,000)	\$ 296,994	\$ -	\$ 296,994
540	Garbage Enterprise	\$ -	\$ 1,292,000	\$ 1,093,321	\$ (198,679)	\$ -	\$ -	\$ -
550	Solar Project Enterprise **	\$ 813,096	\$ 6,500	\$ 468,353	\$ -	\$ 351,243	\$ -	\$ 351,243
Totals		\$ 10,515,091	\$ 13,814,621	\$ 15,509,346	\$ -	\$ 8,820,366	\$ 1,287,388	\$ 7,532,978

City of Gonzales
Budget Summary
Fiscal Year 2019-2020

General Fund

<u>Account Title</u>	<u>Original Budget FY 2018-2019</u>	<u>Amended Budget FY 2018-2019</u>	<u>Budget FY 2019-2020</u>	<u>Variance</u>
General Revenues:				
Transfers In	326,001	326,001	309,680	(16,321)
Property Taxes	499,000	499,000	556,500	57,500
Sales and Use Tax	1,000,000	1,100,000	1,150,000	150,000
Motor Vehicle In Lieu Tax / VLF Adj	906,209	943,104	955,000	48,791
Other Taxes & Fees	670,500	672,000	679,000	8,500
Use of Money Property	55,000	55,000	55,000	-
Intergovernmental	1,100	1,100	1,100	-
Fines and Penalties	20,000	20,000	21,000	1,000
Other Revenue	222,400	124,400	124,900	(97,500)
City Manager	40,000	20,000	20,000	(20,000)
Planning Department	18,200	18,200	46,000	27,800
Police Department	100,400	100,400	212,400	112,000
Fire Department	260,700	250,700	251,700	(9,000)
Building Regulations	164,250	132,300	196,500	32,250
Public Works	5,000	4,000	5,000	-
Youth Development	-	-	5,000	5,000
Recreation / Aquatics	190,260	200,310	270,250	79,990
After School Program	170,000	140,000	80,000	(90,000)
	<u>4,649,020</u>	<u>4,606,515</u>	<u>4,939,030</u>	<u>290,010</u>
Departmental Net Expenditures:				
City Council	34,919	31,919	35,419	500
City Manager/City Clerk	282,737	280,737	317,519	34,782
Finance	100,760	119,848	98,170	(2,590)
City Attorney	50,000	50,000	50,000	-
Planning	270,966	330,966	249,549	(21,417)
General Governmental Building	140,200	100,200	36,700	(103,500)
Non-Departmental	77,500	92,500	108,000	30,500
Police Department	2,503,492	2,586,592	2,846,247	342,755
Fire Department	593,641	589,241	682,531	88,890
Building Regulations	53,213	53,713	61,847	8,634
Public Works	135,626	136,647	140,612	4,986
Parks	115,603	123,087	101,691	(13,912)
Recreation Services	220,572	237,272	252,966	32,394
After School Program	214,474	174,474	134,495	(79,979)
City Aquatics Program	63,597	82,097	92,340	28,743
Youth Development	75,000	75,000	130,382	55,382
Debt Service	-	-	-	-
	<u>4,932,300</u>	<u>5,064,293</u>	<u>5,338,468</u>	<u>406,168</u>
Excess Revenue Over <Under> Expenditures Operations	<u>(283,280)</u>	<u>(457,778)</u>	<u>(399,438)</u>	<u>(116,158)</u>
TUT Voter Approved Tax				
Sales Tax	560,000	600,000	620,000	60,000
Youth Services	(90,000)	(90,000)	(130,000)	(40,000)
Recreation Services	(125,000)	(125,000)	(105,000)	20,000
Community Development Grant	(25,000)	(25,000)	(30,000)	(5,000)
Capital Expenses	(190,000)	(190,000)	(30,000)	160,000
Debt Service	(129,651)	(129,651)	(129,651)	-
	<u>349</u>	<u>40,349</u>	<u>195,349</u>	<u>195,000</u>
Excess Revenue Over <Under> Expenditures Total General Fund	<u>(282,931)</u>	<u>(417,429)</u>	<u>(204,089)</u>	<u>78,842</u>

City of Gonzales
Budget Summary
Fiscal Year 2019-2020

Enterprise Funds

<u>Account Title</u>	<u>Original Budget FY 2018-2019</u>	<u>Amended Budget FY 2018-2019</u>	<u>Budget FY 2019-2020</u>	<u>Variance</u>
Water Fund				
Revenues	1,483,950	1,483,950	1,755,000	271,050
Expenditures	<u>(1,862,268)</u>	<u>(2,022,518)</u>	<u>(1,970,519)</u>	<u>(108,251)</u>
Excess Revenues Over Expenditures	<u>(378,318)</u>	<u>(538,568)</u>	<u>(215,519)</u>	<u>162,799</u>
Sewer Fund				
Revenues	1,012,250	1,215,250	1,376,500	364,250
Expenditures	<u>(1,047,820)</u>	<u>(1,076,320)</u>	<u>(1,495,711)</u>	<u>(447,891)</u>
Excess Revenues Over Expenditures	<u>(35,570)</u>	<u>138,930</u>	<u>(119,211)</u>	<u>(83,641)</u>
Garbage Fund				
Revenues	1,296,000	1,296,000	1,292,000	(4,000)
Expenditures	<u>(1,286,287)</u>	<u>(1,282,787)</u>	<u>(1,292,000)</u>	<u>(5,713)</u>
Excess Revenues Over Expenditures	<u>9,713</u>	<u>13,213</u>	<u>-</u>	<u>(9,713)</u>
Solar Project Fund				
Revenues	28,500	28,500	6,500	(22,000)
Expenditures	<u>(186,812)</u>	<u>(216,812)</u>	<u>(468,353)</u>	<u>(281,541)</u>
Excess Revenues Over Expenditures	<u>(158,312)</u>	<u>(188,312)</u>	<u>(461,853)</u>	<u>(303,541)</u>
Totals - Enterprise Funds	<u>(562,487)</u>	<u>(574,737)</u>	<u>(796,583)</u>	<u>(234,096)</u>

City of Gonzales
Budget Summary
Fiscal Year 2019-2020

Special Revenue Funds Summary

<u>Account Title</u>	<u>Original Budget FY 2018-2019</u>	<u>Amended Budget FY 2018-2019</u>	<u>Budget FY 2019-2020</u>	<u>Variance</u>
Community Development & Recreation				
Revenues	235,960	235,960	250,505	14,545
Expenditures	<u>(353,670)</u>	<u>(360,670)</u>	<u>(461,805)</u>	<u>(108,135)</u>
Excess Revenues Over Expenditures	<u>(117,710)</u>	<u>(124,710)</u>	<u>(211,300)</u>	<u>(93,590)</u>
Impact Fees				
Revenues	945,719	949,719	590,235	(355,484)
Expenditures	<u>(2,330,561)</u>	<u>(2,330,561)</u>	<u>(1,239,552)</u>	<u>1,091,009</u>
Excess Revenues Over Expenditures	<u>(1,384,842)</u>	<u>(1,380,842)</u>	<u>(649,317)</u>	<u>735,525</u>
Public Safety				
Revenues	460,002	460,002	474,090	14,088
Expenditures	<u>(460,002)</u>	<u>(460,002)</u>	<u>(474,090)</u>	<u>(14,088)</u>
Excess Revenues Over Expenditures	<u>-</u>	<u>-</u>	<u>-</u>	<u>-</u>
Special Assessment Districts				
Revenues	577,071	577,071	528,196	(48,875)
Expenditures	<u>(569,750)</u>	<u>(761,950)</u>	<u>(421,204)</u>	<u>148,546</u>
Excess Revenues Over Expenditures	<u>7,321</u>	<u>(184,879)</u>	<u>106,992</u>	<u>99,671</u>
Streets & Transportation				
Revenues	855,007	841,647	1,281,205	426,198
Expenditures	<u>(935,639)</u>	<u>(1,031,073)</u>	<u>(1,278,925)</u>	<u>(343,286)</u>
Excess Revenues Over Expenditures	<u>(80,632)</u>	<u>(189,426)</u>	<u>2,280</u>	<u>82,912</u>
Totals - Special Revenue Funds	<u>(1,575,863)</u>	<u>(1,879,857)</u>	<u>(751,345)</u>	<u>824,518</u>
Infrastructure Improvement Fund				
Revenues	200,500	200,500	102,000	(98,500)
Expenditures	<u>(90,000)</u>	<u>(90,000)</u>	<u>(100,000)</u>	<u>(10,000)</u>
Excess Revenues Over Expenditures	<u>110,500</u>	<u>110,500</u>	<u>2,000</u>	<u>(108,500)</u>
Ag Industrial Park Federal Grant				
Revenues	-	-	-	-
Expenditures	<u>(5,000)</u>	<u>(5,000)</u>	<u>(4,000)</u>	<u>1,000</u>
Excess Revenues Over Expenditures	<u>(5,000)</u>	<u>(5,000)</u>	<u>(4,000)</u>	<u>1,000</u>

City of Gonzales
Budget Summary
Fiscal Year 2019-2020

City of Gonzales Successor Agency and Successor Housing Agency

<u>Account Title</u>	<u>Original Budget FY 2018-2019</u>	<u>Amended Budget FY 2018-2019</u>	<u>Budget FY 2019-2020</u>	<u>Variance</u>
City Successor Agency - Trust Fund				
Revenues	2,414,240	2,414,240	1,360,259	(1,053,981)
Expenditures	<u>(589,264)</u>	<u>(589,264)</u>	<u>(1,240,967)</u>	<u>(651,703)</u>
Excess Revenues Over Expenditures	<u>1,824,976</u>	<u>1,824,976</u>	<u>119,292</u>	<u>(1,705,684)</u>
Successor Housing Agency - City Fund				
Revenues	50,000	50,000	50,000	-
Expenditures	<u>(50,000)</u>	<u>(50,000)</u>	<u>(110,000)</u>	<u>(60,000)</u>
Excess Revenues Over Expenditures	<u>-</u>	<u>-</u>	<u>(60,000)</u>	<u>(60,000)</u>

CITY OF GONZALES
INTERFUND TRANSFER RECONCILIATION
FY 2019-20

EXHIBIT C

FUND	DESCRIPTION	TRANSFERS (IN)	TRANSFERS (OUT)	COMMENTS
[100]	General Fund	39,805.00		From Fund CDBG
		19,000.00		From Cal Breeze
		15,000.00		From Canyon Creek
		10,000.00		From Cipriani
		10,000.00		From Industrial Park
		7,196.00		From Fund 420
		10,000.00		From Fund 427
		198,679.00		From Fund 540
			134,090.00	To Fund 210
[120]	Community Development		10,000.00	To Fund 100
[123]	Business Loan Grant Fund		15,000.00	To Fund 100
[127]	CDBG - Urban County		14,805.00	To Fund 100
[130]	Street Fund	142,129.00		From SB1
[137]	SB1		142,129.00	To Fund 130
[150]	Supplemental Law Enforcement		165,000.00	To Fund 210
[200]	General Fund Impact Fund			From 520
[210]	Public Safety Fund	165,000.00		From Fund 150
		134,090.00		From Fund 100
[270]	CA Breeze Park Maintenance		5,000.00	To Fund 100
[280]	CA Breeze Maintenance #1		4,000.00	To Fund 100
[290]	CA Breeze Maintenance #2		5,000.00	To Fund 100
[300]	CA Breeze Maintenance #3		5,000.00	To Fund 100
[304]	Canyon Creek Park Maintenance #1		5,000.00	To Fund 100
[306]	Canyon Creek Park Maintenance #2		5,000.00	To Fund 100
[308]	Canyon Creek Park Maintenance #3		5,000.00	To Fund 100
[310]	Cipriani Estates Park Maintenance		5,000.00	To Fund 100
[312]	Cipriani Estates Maintenance		5,000.00	To Fund 100
[316]	Gonzales Industrial Park		10,000.00	To Fund 100
[420]	Shopping Center REDIP		7,196.00	To Fund 100
[427]	Successor Housing Agency		10,000.00	To Fund 100
[520]	Water Enterprise	60,000.00		From Fund 530
				To Fund 200
[530]	Sewer Enterprise		60,000.00	To Fund 520
[540]	Garbage Enterprise		198,679.00	To Fund 100
	TOTALS	<u>810,899.00</u>	<u>810,899.00</u>	

CITY OF GONZALES CLASSIFICATION PLAN FISCAL YEAR 2019-2020

EXHIBIT D

REVISED 2-1-19

CLASSIFICATION	FOUR-PERCENT STEP ADVANCEMENT						EXCELLENCE INCENTIVES	
	STEP 1	STEP 2	STEP 3	STEP 4	STEP 5	STEP 6	STEP 7	STEP 8
EXECUTIVE MANAGEMENT STAFF								
CITY MANAGER	\$14,145.33 MONTHLY (SALARY INDEPENDENT OF STEP SCHEDULE)							
COMMUNITY DEVELOPMENT DIRECTOR	\$8,818.74	\$9,171.49	\$9,538.35	\$9,919.88	\$10,316.68	\$10,729.35	\$11,158.52	\$11,604.86
PUBLIC SAFETY DIRECTOR (CHIEF OF POLICE)	\$9,012.50	\$9,373.00	\$9,747.92	\$10,137.84	\$10,543.35	\$10,965.08	\$11,403.69	\$11,859.84
SPECIAL PROJECTS DIRECTOR	\$7,956.75	\$8,275.02	\$8,606.02	\$8,950.26	\$9,308.27	\$9,680.60	\$10,067.83	\$10,470.54
DIRECTOR OF PUBLIC WORKS	\$8,398.80	\$8,734.75	\$9,084.14	\$9,447.51	\$9,825.41	\$10,218.42	\$10,627.16	\$11,052.25
FIRE CHIEF	\$7,920.08	\$8,236.88	\$8,566.36	\$8,909.01	\$9,265.37	\$9,635.99	\$10,021.43	\$10,422.28
MID-MANAGEMENT STAFF								
DEPUTY POLICE CHIEF	\$7,689.40	\$7,996.98	\$8,316.86	\$8,649.53	\$8,995.51	\$9,355.33	\$9,729.54	\$10,118.73
DEPUTY FIRE CHIEF	\$6,630.63	\$6,895.86	\$7,171.69	\$7,458.56	\$7,756.90	\$8,067.18	\$8,389.86	\$8,725.46
RECREATION COORDINATOR/ ADMINISTRATIVE	\$5,746.55	\$5,976.41	\$6,215.47	\$6,464.09	\$6,722.65	\$6,991.56	\$7,271.22	\$7,562.07
PUBLIC WORKS SUPERVISOR	\$4,919.41	\$5,116.19	\$5,320.83	\$5,533.67	\$5,755.01	\$5,985.21	\$6,224.62	\$6,473.61
SUPERVISORY STAFF								
POLICE SERGEANT	\$6,804.81	\$7,077.00	\$7,360.08	\$7,654.49	\$7,960.67	\$8,279.09	\$8,610.26	\$8,954.67
PUBLIC WORKS LEAD WORKER	\$3,567.76	\$3,710.47	\$3,858.89	\$4,013.24	\$4,173.77	\$4,340.73	\$4,514.35	\$4,694.93
BUILDING/MAINTENANCE STAFF								
BUILDING INSPECTOR II	\$4,584.07	\$4,767.43	\$4,958.13	\$5,156.46	\$5,362.71	\$5,577.22	\$5,800.31	\$6,032.32
BUILDING INSPECTOR I	\$3,896.45	\$4,052.31	\$4,214.40	\$4,382.98	\$4,558.30	\$4,740.63	\$4,930.25	\$5,127.46
MECHANIC II	\$3,976.60	\$4,135.66	\$4,301.09	\$4,473.13	\$4,652.06	\$4,838.14	\$5,031.67	\$5,232.93
MECHANIC I	\$3,676.61	\$3,823.67	\$3,976.62	\$4,135.69	\$4,301.11	\$4,473.16	\$4,652.08	\$4,838.17
TECHNICIAN	\$3,676.61	\$3,823.67	\$3,976.62	\$4,135.69	\$4,301.11	\$4,473.16	\$4,652.08	\$4,838.17
MAINTENANCE WORKER	\$2,904.62	\$3,020.80	\$3,141.64	\$3,267.30	\$3,397.99	\$3,533.91	\$3,675.27	\$3,822.28
PUBLIC SAFETY STAFF								
POLICE CORPORAL	\$5,643.92	\$5,869.67	\$6,104.46	\$6,348.64	\$6,602.58	\$6,866.69	\$7,141.35	\$7,427.01
POLICE OFFICER	\$5,375.16	\$5,590.16	\$5,813.77	\$6,046.32	\$6,288.17	\$6,539.70	\$6,801.29	\$7,073.34
FIRE ENGINEER	\$4,569.99	\$4,752.79	\$4,942.90	\$5,140.62	\$5,346.24	\$5,560.09	\$5,782.50	\$6,013.80
FIREFIGHTER	\$4,172.59	\$4,339.49	\$4,513.07	\$4,693.60	\$4,881.34	\$5,076.59	\$5,279.66	\$5,490.84
POLICE SERVICES TECHNICIAN	\$2,247.44	\$2,337.34	\$2,430.83	\$2,528.06	\$2,629.19	\$2,734.35	\$2,843.73	\$2,957.48
SUPPPORT STAFF								
SENIOR ACCOUNTING TECHNICIAN	\$4,420.42	\$4,597.24	\$4,781.13	\$4,972.37	\$5,171.27	\$5,378.12	\$5,593.24	\$5,816.97
EXECUTIVE ASSISTANT TO THE CITY MANAGER/ASSISTANT CITY CLERK	\$4,420.42	\$4,597.24	\$4,781.13	\$4,972.37	\$5,171.27	\$5,378.12	\$5,593.24	\$5,816.97
DEVELOPMENT SERVICES TECHNICIAN/ADMINISTRATIVE ANALYST	\$3,251.94	\$3,382.02	\$3,517.30	\$3,657.99	\$3,804.31	\$3,956.48	\$4,114.74	\$4,279.33
ACCOUNTING SPECIALIST	\$3,214.63	\$3,343.22	\$3,476.94	\$3,616.02	\$3,760.66	\$3,911.09	\$4,067.53	\$4,230.23
ADMINISTRATIVE ASSISTANT/RECORDS SUPERVISOR	\$2,953.53	\$3,071.67	\$3,194.54	\$3,322.32	\$3,455.21	\$3,593.42	\$3,737.16	\$3,886.64
ADMINISTRATIVE ASSISTANT	\$2,839.94	\$2,953.54	\$3,071.68	\$3,194.55	\$3,322.33	\$3,455.22	\$3,593.43	\$3,737.17
YOUTH PROGRAM COORDINATOR	\$2,765.33	\$2,875.94	\$2,990.98	\$3,110.62	\$3,235.04	\$3,364.45	\$3,499.02	\$3,638.99
SPORTS & SENIOR PROGRAMS COORDINATOR	\$2,765.33	\$2,875.94	\$2,990.98	\$3,110.62	\$3,235.04	\$3,364.45	\$3,499.02	\$3,638.99
SECRETARY	\$2,457.24	\$2,555.53	\$2,657.75	\$2,764.06	\$2,874.62	\$2,989.61	\$3,109.19	\$3,233.56
RECEPTIONIST- CLERK	\$2,239.70	\$2,329.29	\$2,422.46	\$2,519.36	\$2,620.13	\$2,724.94	\$2,833.94	\$2,947.29
SEASONAL/PART-TIME (HOURLY RATE)								
POOL MANAGER	\$14.06	\$14.62	\$15.21	\$15.82	\$16.45	\$17.11		
ASSISTANT POOL MANAGER	\$13.38	\$13.92	\$14.47	\$15.05	\$15.65	\$16.28		
SENIOR LIFE GUARD	\$12.98	\$13.50	\$14.04	\$14.60	\$15.18	\$15.79		
LIFE GUARD	\$12.48	\$12.98	\$13.50	\$14.04	\$14.60	\$15.18		
RECREATION LEADER II	\$12.98	\$13.50	\$14.04	\$14.60	\$15.18	\$15.79		
RECREATION LEADER I/AFTER SCHOOL AID	\$12.00	\$12.48	\$12.98	\$13.50	\$14.04	\$14.60		
RECREATION PROGRAM SUPERVISOR	\$13.50	\$14.04	\$14.60	\$15.19	\$15.79	\$16.42		
CITY COUNCIL & MAYOR								
CITY COUNCIL & MAYOR - MONTHLY STIPEND	\$400.00							

**General Purpose Revenues
Budget Narrative for FY 2019-2020
Budget Unit 000**

DEPARTMENTAL MISSION

This budget is used to track general purpose revenues for the General Fund that are not directly attributable to any program or function.

ACCOMPLISHMENTS FOR FY 2018-2019

- In general, all revenues tracked to the anticipated budget levels.
- Comfortably maintained a \$1 million General Purpose Reserve (“rainy day fund”), and a \$1 million cash position, while still providing essential and core services.
- Maintained the \$1 million mark in sales tax revenues and saw the continuing growth in property tax revenues.
- Due to the continuing success in the Gonzales Agricultural Industrial Business Park (GAIBP), saw the City generate a residual of ROPS (Recognized Obligation Payment Schedule of former Redevelopment Agency revenues). This is significant because it means that the former Gonzales Redevelopment Agency continues to perform very well.

DEPARTMENTAL GOALS FOR FY 2019-2020

- Continue to look for ways to enhance local revenues.

FY 2019-2020 RECOMMENDED BUDGET

The Department’s FY 2019-2020 Recommended Budget represents an overall increase of \$151,970 or 4.1% in revenues, when compared to the FY 2018-2019 Approved Budget.

The change is primarily due to a modest projected increase in Property and Sales Tax revenues.

Revenues

Revenues included in this budget reflect the following net impact:

1. A modest 2% increase in Property Tax revenues from last year’s budget, primarily as a result of the Del Monte/Mann facility fully coming on line.
2. A 15% increase in Sales Tax revenues as a result of the continued performance of several of the City’s major businesses over the last few years, and estimates provided by the City’s Sales Tax Consultant, the HdL Companies.
3. Continued emphasis on the General Fund being reimbursed for its administrative

- costs for running the various non-general fund programs, were not directly apportioned to the other funds.
4. Transfers from various funds for administrative support.

MAJOR POLICY CONSIDERATIONS

An increased focus continues to be placed on finding new revenue sources or increasing existing revenue sources for the City. As mentioned in the City Manager's budget unit, this includes the implementation of the Enhanced Infrastructure Finance District (EIFD), and the beginning development of the Micro Grid to provide reliable and sustainable energy to the Gonzales Agriculture Industrial Business Park.

City Of Gonzales

Month: 5/31/2019	Prior Year Actual	Current Year				(6)	(7)	(8)
		Original Budget	Amended Budget	Actual Thru May	Estimated Total	PROJECTED	PROPOSED	ADOPTED
Fund: 100 - General Fund								
Revenues								
Dept: 000								
5110.000	448,161	461,000	461,000	450,196	450,196	450,196	470,000	
5120.000	16,019	15,000	15,000	15,612	15,612	15,612	16,500	
5130.000	5,765	6,000	6,000	5,627	5,627	5,627	6,000	
5140.000	19,424	17,000	17,000	21,701	21,701	21,701	23,000	
5145.000	8,385	0	0	40,363	40,363	40,363	41,000	
5157.000	0	0	0	0	0			
5158.000	864,552	901,209	938,104	938,103	938,104	938,104	950,000	
5159.000	0	0	0	0	0			
5210.000	975,374	1,000,000	1,100,000	725,935	1,100,000	1,100,000	1,150,000	
5211.000	0	0	0	0	0			
5220.000	2,192	2,000	2,000	1,826	2,000	2,000	2,000	
5225.000	250,000	250,000	250,000	229,167	250,000	250,000	250,000	
5234.000	91,312	91,000	91,000	73,925	91,000	91,000	91,000	
5235.000	4,470	2,500	4,000	4,818	4,800	4,800	5,000	
5240.000	60,039	65,000	65,000	32,390	65,000	65,000	71,000	
5245.000	0	0	0	0	0			
5250.000	15,237	10,000	10,000	7,801	10,000	10,000	10,000	
5260.000	254,921	250,000	250,000	208,782	250,000	250,000	250,000	
5280.000	0	0	0	0	0			
5300.000	0	0	0	0	0			
5340.000	0	0	0	0	0			
5420.000	19,636	20,000	20,000	23,942	20,000	21,000	21,000	
5430.000	0	0	0	0	0			
5500.000	0	0	0	0	0			
5510.000	0	0	0	0	0			
5515.000	4,551	5,000	5,000	4,567	5,000	5,000	5,000	
5520.000	46,566	50,000	50,000	48,597	50,000	50,000	50,000	
5530.000	0	0	0	0	0			
5600.000	0	0	0	0	0			
5611.000	4,500	5,000	5,000	4,122	4,122	4,122	5,000	
5612.000	2,221	1,100	1,100	1,062	1,062	1,062	1,100	
5700.000	0	0	0	0	0			
5715.000	0	0	0	0	0			
5741.000	-815	0	0	0	0			
5750.000	1,742	6,000	2,000	1,672	1,500	1,500	2,000	
5755.000	0	0	4,000	6,837	6,500	6,500	6,500	
5775.000	0	0	0	0	0			

City Of Gonzales

Month: 5/31/2019	Prior Year Actual	Current Year				(6)	(7)	(8)
		Original Budget	Amended Budget	Actual Thru May	Estimated Total	PROJECTED	PROPOSED	ADOPTED
Fund: 100 - General Fund								
Revenues								
Dept: 000								
5820.000 Other Income - Misc Payments	91,365	205,000	100,000	26,297	50,000	50,000	100,000	
5821.000 Other Income - Reimbursements	8,493	5,000	12,000	12,518	12,124	12,124	10,000	
5822.000 Other Income - Contributions	0	0	0	0	0			
5827.000 Notary Republic Fees	1,600	1,400	1,400	840	1,400	1,400	1,400	
5835.000 State Mandated Cost Reimbursm	5,531	5,000	5,000	0	5,000	5,000	5,000	
5900.000 Transfer from Water	0	0	0	0	0			
5905.000 Transfer from Sewer	0	0	0	0	0			
5910.000 Transfer from Garbage	145,216	250,000	250,000	145,395	216,453	216,453	198,679	
5916.000 Transfer from Bridge Assessmnt	0	0	0	0	0			
5917.000 Transfer from Rvr Rd Assessmnt	1,728	0	0	0	0			
5918.000 Transfer from Sewer Assessment	0	0	0	0	0			
5920.000 Transfer from Cal Breeze Pks	0	0	0	0	0			
5921.000 Transfer from Cal Breeze #1	20,000	19,000	19,000	19,000	19,000	19,000	19,000	
5925.000 Transfer from Public Safety	0	0	0	0	0			
5926.000 Transfer from SLESF	0	0	0	0	0			
5935.000 Transfer from Gonzales SA	603,260	0	0	0	0			
5936.000 Transfer From Fund 427	0	0	0	0	0		10,000	
5940.000 Transfer from Canyon Parks	15,000	15,000	15,000	15,000	15,000	15,000	15,000	
5943.000 Transfer from Str Fund [130]	0	0	0	0	0			
5946.000 Transfer From Cipriani FD 310	10,000	10,000	10,000	10,000	10,000	10,000	10,000	
5947.000 Transfer from Industrial Park	9,100	10,000	10,000	10,000	10,000	10,000	10,000	
5950.000 Transfer from CDBG (Non Pgm)	14,805	14,805	14,805	14,805	14,805	14,805	24,805	
5963.000 Transfer From Fund 420	7,196	7,196	7,196	4,542	7,196	7,196	7,196	
5968.000 Transfer From Fund 123	0	0	0	0	0	15,000	15,000	
Dept: 000	4,027,546	3,700,210	3,740,605	3,105,442	3,693,565	3,709,565	3,852,180	0
Total Revenues	4,027,546	3,700,210	3,740,605	3,105,442	3,693,565	3,709,565	3,852,180	0
Grand Total:	4,027,546	3,700,210	3,740,605	3,105,442	3,693,565	3,709,565	3,852,180	0

City Council
Budget Narrative for FY 2019-2020
Budget Unit 100

DEPARTMENTAL MISSION

The Mission of the City Council, as the Legislative Body of the City, is to provide policy direction and oversight of the entire City's business. This is done in a fair, open and respectful manner, and always holding to the highest ideals of public service and ethics.

DEPARTMENTAL PROGRAMS

The Council is a five-member body that meets the first and third Monday of every month, and holds special meetings as necessary, to provide policy direction, and oversight of the City's business.

ACCOMPLISHMENTS FOR FY 2018-2019

- Continued to oversee and provide policy direction on all facets of City operations.
- Approved and oversaw a balanced budget.
- Continued aggressive implementation of the Gonzales Grows Green Initiative (G3) to enhance the environment and Economic Development.
- In partnership with the Gonzales Unified School District (GUSD), continued the ambitious *Ensuring Gonzales Youth Achieve 21st Century Success Initiative*; which among other efforts, included approval of moving forward the Teen Innovation Center.
- Approved the City of Gonzales 2018 Annual Report, which featured the community and several of the City's major initiatives. To see a recap of all the City accomplishments and highlights for FY 2018-2019, please refer to the City's website at www.gonzalesca.gov or the following link <https://www.gonzalesca.gov/government/information-center/annual-report> to view and download the 2018 Annual Report.

DEPARTMENTAL GOALS FOR FY 2019-2020

- Continue to provide policy direction and oversight on all facets of City operations.
- Work in partnership with the GUSD to continue to move the "*Ensuring Gonzales Youth Achieve 21st Century Success Initiative*" forward.
- Work in partnership with the TUT Advisory Committee.
- Continue to maintain core services with the least amount of interruption.
- Continue the City's Economic Development Plan.
- Continue implementing the City's Vision and Mission.
- Provide policy direction to staff as needed to implement the goals reflected throughout this budget document.

FY 2019-2020 RECOMMENDED BUDGET

The Department's FY 2019-2020 Recommended Budget represents an increase of \$500 or 1.4%, when compared to the FY 2018-2019 Approved Budget. As a result, the Requested Net City Cost is increased by \$500.

Personnel

Budget reflects the salaries and associated benefits for the Council Members, which reflects the main reason for the slight increase.

Services and Supplies

This section reflects appropriations for the basic services and supplies needed for the operation of the Council. In addition, it reflects appropriations for the subscriptions and training category.

Capital Projects/Fixed Assets

There are no capital projects or fixed assets reflected in this budget.

MAJOR POLICY CONSIDERATIONS

See all other budget units.

BUDGET WORKSHEET

City Of Gonzales

Month: 5/31/2019	Prior Year Actual	Current Year			Estimated Total	(6) PROJECTED	(7) PROPOSED	(8) ADOPTED
		Original Budget	Amended Budget	Actual Thru May				
Fund: 100 - General Fund								
Expenditures								
Dept: 100 City Council								
6110.000 Salaries-Regular Pay	21,850	14,850	14,850	21,537	12,825	12,825	15,175	
6120.000 Unemployment Insurance	0	0	0	0	0			
6130.000 Retirement - ICMA	0	0	0	0	0			
6131.000 Deferred Compensation Expense	0	0	0	0	0			
6132.000 Retirement - PERS	914	1,410	1,410	474	1,410	1,410	1,560	
6140.000 Life and Disability Insurance	175	324	324	538	324	324	324	
6150.000 Workers Comp Insurance	678	554	554	554	554	554	554	
6160.000 Social Security	1,423	981	981	1,423	981	981	1,006	
6170.000 Health and Dental Insurance	0	0	0	0	0			
6210.000 Special Departmental Expenses	633	1,500	1,500	972	1,500	1,500	1,000	
6211.000 Office Supplies	29	100	100	0	100	100	100	
6212.000 Maintenance Supplies	0	0	0	0	0			
6213.000 Oils and Lubricants	0	0	0	0	0			
6220.000 Telephone	0	0	0	0	0			
6245.000 Other Contractual Services	101	2,000	2,000	16,535	2,000	16,500	500	
6260.000 Advertising	0	200	200	391	200	200	200	
6270.000 Transportation and Travel	0	0	0	0	0			
6275.000 Subscriptions and Training	9,096	13,000	10,000	16,757	10,000	18,000	15,000	
6411.000 City Election Costs	0	0	0	0	0			
6543.000 Equipment-Furniture	0	0	0	0	0			
6544.000 Equipment-Computers	0	0	0	0	0			
City Council	34,899	34,919	31,919	59,181	29,894	52,394	35,419	0
Total Expenditures	34,899	34,919	31,919	59,181	29,894	52,394	35,419	0
General Fund	-34,899	-34,919	-31,919	-59,181	-29,894	-52,394	-35,419	0
Grand Total:	-34,899	-34,919	-31,919	-59,181	-29,894	-52,394	-35,419	0

City Manager/City Clerk
Budget Narrative for FY 2019-2020
Budget Unit 110

DEPARTMENTAL MISSION

The Mission of the City Manager/City Clerk is to support the Vision and Mission of the City by providing professional leadership, develop innovative approaches and creative partnerships in the management of the City, and execution of City Council policies. This will be done by always holding to the highest ideals of public service and ethics.

DEPARTMENTAL PROGRAMS

The City Manager's Office is the Chief Administrative Officer for the City responsible for overseeing and managing all the activities of the City. In addition, the City Manager is also the Personnel Director, City Clerk, and Director of the Successor Agency to the Redevelopment Agency, Finance Director, and Risk Manager.

ACCOMPLISHMENTS FOR FY 2018-2019

As in prior years, all the accomplishments listed below are the direct result of great staff and policy direction from the City Council. They are listed as accomplishments under this budget, but really are the reflection of dedicated staff at all levels of the organization:

- Provided real time budget and financial information on line to all the City's Departments.
- Continued the development of the Gonzales Agricultural Industrial Business Park (GAIBP) that saw the Mann Packing Company (acquired by Del Monte Fresh late in 2017) finish construction of Phase I, begin discussion for Phase II, submitted an application to the US Economic Development Administration (EDA) for grant funds to continue the development of the street system to loop the trucks around the Industrial Park, implemented an Enhanced Infrastructure Financing District (EIFD), and established the Gonzales Energy Authority (GEA), which is necessary to develop the microgrid for the Industrial Park.
- Approved and oversaw a balanced budget.
- Continued aggressive implementation of the Gonzales Grows Green Initiative to enhance the environment and economic development.
- Continued to establish relationships with a variety of community organizations.
- Continued the partnership with Salinas and South County Cities on a variety of issues of mutual concern including transit, housing, solid waste, economic development, groundwater, and renewable energy.
- In partnership with the Gonzales Unified School District (GUSD), continued and grew the ambitious *Ensuring Gonzales Youth Achieve 21st Century Success Initiative*.

- Continued a leadership role in the South County’s 4C4P Anti-Gang Initiative that saw the transition to a more preventive approach by the City taking the lead in entering into a contract with Sun Street Centers to maintain the “Road to Success” Youth Pre-Diversion Program.
- Continued implementation of the Youth Summer Internship Program, and a more robust Gonzales Youth Council Program.
- Updated the City Website.
- Took a leadership position and was reappointed the Chair of the Operations Board for the newly formed Monterey Bay Community Power Agency (MBCP).
- Was appointed to the United Way of Monterey County Board of Directors.
- More reflection of the accomplishments for FY 2018-2019 can be seen in the 2018 Annual Report on the City’s website at www.gonzalesca.gov or using the following link <https://www.gonzalesca.gov/government/information-center/annual-report>.

DEPARTMENTAL GOALS FOR FY 2019-2020

- Continue to further the Vision and Mission of the City.
- Continue to improve the financial and budget management of the City’s resources.
- Continue to develop ways to bring government closer to the residents of the City.
- Continue to support and implement City Council policies and direction.
- Continue to work in partnership with the private sector to develop and bring the GAIBP on line.
- Implement the EIFD and begin development of the Micro Grid to power the GAIBP.
- Continue to improve and expand the City’s Economic Development.
- Develop and recommend enhanced revenue alternatives to the City Council.
- Finish updating the City’s Personnel Rules, Regulations, and Policies.
- Continue to expand the partnerships with the Gonzales Unified School District, Chamber of Commerce, Churches, private sector, community organizations, and others.
- Continue to strengthen the partnership with the Chamber of Commerce and the private sector to enhance business opportunities and development.
- Continue to enhance and expand the Gonzales Grows Green Initiative.
- Continue to grow the ambitious *Ensuring Gonzales Youth Achieve 21st Century Success Initiative*.
- Continue leadership positions on various board and commissions.

FY 2019-2020 RECOMMENDED BUDGET

The Department’s FY 2019-2020 Recommended Budget represents an overall increase of \$34,782 or 12% in expenditures, and a decrease of (\$20,000) or (50%) in revenues, when compared to the FY 2018-2019 Approved Budget. As a result, the Requested Net City Cost is increased by \$54,782.

Revenues

The revenue reflected is for the anticipated work on the Cannabis Conditional Use and Regulatory Permits.

Personnel

This budget reflects a portion of the salaries and benefits of the City Manager/City Clerk, and the Executive Assistant to the City Manager/Deputy City Clerk. In addition, the budget also includes the Special Projects Director needed to keep up with the heavy workload of the Office. The reason for the increase is due to the COLA and merit-step increase for some of the staff.

Services and Supplies

This budget is an essentially status quo budget. It continues to include an appropriation for more regional and statewide efforts, and to remain current with the ever-changing environment in Risk Management, Personnel, and Economic Development and to stay current with “best practices” in City Administration and Community Relations.

Capital Projects/Fixed Assets

There are no capital projects or fixed assets reflected in the budget.

MAJOR POLICY CONSIDERATIONS

- A. See all other budget units.
- B. In addition, challenges for the City over the next few years, continue to be:
 - Identify new revenue sources.
 - Continue to enhance Economic Development opportunities.
 - Improve available housing.
 - As identified in the Infrastructure Improvement Fund (*Fund 460*), over the next few years, there needs to be significant upgrades/rehabilitation of key infrastructure like the Wastewater Treatment Plant, Alta Street, and Water Distribution System.
- C. Introduced in the proposed budget is the development of a new management level position, Director of Community Engagement & Strategic Partnership. This would be brought for action no later than the August 20th Council meeting.
 - The new position would include but not be limited to, supporting the (a) City’s enhanced community engagement and social media presence; (b) *Ensuring Gonzales Youth Achieve 21st Century Success Initiative*, and other youth engagement and leadership efforts; (c) development of partnerships for a variety of efforts, including the Health in All Policies (HIAP) initiative, community facilities like the Teen Innovation Center,

new library and community center; (d) support and enhance partnerships with the private sector; and (e) provide strategic support to other departments.

BUDGET WORKSHEET

City Of Gonzales

Month: 5/31/2019	Prior	Current Year			(6)	(7)	(8)	
	Year Actual	Original Budget	Amended Budget	Actual Thru May	Estimated Total	PROJECTED	PROPOSED	ADOPTED
Fund: 100 - General Fund								
Revenues								
Dept: 110 City Manager/City Clerk								
5637.000 Grant Proceeds	19,407	0	0	0	0			
5821.000 Other Income - Reimbursements	6,482	40,000	20,000	4,050	4,000	4,000	20,000	
City Manager/City Clerk	25,889	40,000	20,000	4,050	4,000	4,000	20,000	0
Total Revenues	25,889	40,000	20,000	4,050	4,000	4,000	20,000	0
Expenditures								
Dept: 110 City Manager/City Clerk								
6110.000 Salaries-Regular Pay	192,840	179,685	179,685	210,677	179,685	175,276	196,442	
6110.100 Salaries-Hourly Pay	4,659	0	0	2,041	0	2,041		
6111.000 Salaries-Overtime Pay	111	0	0	21	0			
6112.000 Salaries-Extra Help	0	0	0	0	0			
6113.000 Salaries-Differentials	6,759	6,383	6,383	7,121	6,383	6,383	14,625	
6120.000 Unemployment Insurance	0	0	0	0	0			
6131.000 Deferred Compensation Expense	0	0	0	0	0			
6132.000 Retirement - PERS	22,332	24,834	24,834	13,272	24,834	24,834	39,524	
6140.000 Life and Disability Insurance	1,911	2,822	2,822	1,833	2,822	2,822	2,842	
6150.000 Workers Comp Insurance	1,531	1,250	1,250	1,250	1,250	1,250	1,250	
6160.000 Social Security	15,088	13,409	13,409	14,517	13,409	13,409	16,032	
6170.000 Health and Dental Insurance	31,836	24,354	24,354	38,737	24,354	24,354	24,354	
6210.000 Special Departmental Expenses	1,438	5,000	5,000	1,634	5,000	5,000	2,000	
6211.000 Office Supplies	234	250	250	1,233	1,200	1,200	250	
6212.000 Maintenance Supplies	127	0	0	237	0	237		
6213.000 Oils and Lubricants	769	250	250	906	250	700	700	
6220.000 Telephone	1,411	1,500	1,500	362	1,500	1,500	1,500	
6225.000 Utilities	0	0	0	0	0			
6245.000 Other Contractual Services	10,916	8,000	6,000	4,157	6,000	5,000	5,000	
6255.000 Liability Insurance	0	0	0	0	0			
6260.000 Advertising	0	0	0	0	0			
6265.000 Printing	0	0	0	0	0			
6270.000 Transportation and Travel	0	0	0	0	0			
6275.000 Subscriptions and Training	18,285	15,000	15,000	12,922	15,000	13,000	13,000	
6530.000 Capital Outlay-Improvements	0	0	0	0	0			
City Manager/City Clerk	310,247	282,737	280,737	310,920	281,687	277,006	317,519	0
Total Expenditures	310,247	282,737	280,737	310,920	281,687	277,006	317,519	0
General Fund	-284,358	-242,737	-260,737	-306,870	-277,687	-273,006	-297,519	0

**Finance Department
Budget Narrative for FY 2019-2020
Budget Unit 130**

DEPARTMENTAL MISSION

The Finance Department supports the City's Vision by providing efficient, sound, timely, and continuous financial accounting and fiscal support necessary to maintain the financial health of the City.

ACCOMPLISHMENTS FOR FY 2018-2019

- Kept all the financial operations of the City in order and on time.
- Continued to improve the budget accountability process.
- Continued to provide real time budget and financial information on line to all the City's Departments.
- Continued to update several administrative policies that were taken to the Council for approval.
- Obtained a clean external audit.
- Upgraded the City's phone system.

DEPARTMENTAL GOALS FOR FY 2019-2020

- Continue to provide efficient and professional financial support to the City of Gonzales.
- Continue to work to improve and streamline all financial reports and functions.
- Work with the City Council and City Manager to continue to provide timely financial status reports.

FY 2019-2020 RECOMMENDED BUDGET

The Department's FY 2019-2020 Recommended Budget represents a decrease of (\$2,590) or (2.5%), when compared to the FY 2018-2019 Approved Budget. As a result, the Requested Net City Cost is decreased by (\$2,590).

Personnel

This budget reflects funding for one Senior Accounting Technician, one Accounting Specialist, and one Administrative Assistant. The Finance Director position is not funded and instead, some of these services are being carried out by Green's Accounting, which is reflected under contract services in "Services and Supplies."

Services and Supplies

This area is essentially status quo.

Capital Projects/Fixed Assets

There are no capital projects and/or fixed assets reflected in this budget at this time.

MAJOR POLICY CONSIDERATIONS

A continuing focus will be kept on finding new revenue sources or increasing existing revenue sources for the City. This is critical to continue to fund and further the City's Vision and Mission.

BUDGET WORKSHEET

City Of Gonzales

Month: 5/31/2019	Prior Year Actual	Current Year				(6)	(7)	(8)
		Original Budget	Amended Budget	Actual Thru May	Estimated Total	PROJECTED	PROPOSED	ADOPTED
Fund: 100 - General Fund								
Expenditures								
Dept: 130 Finance								
6110.000 Salaries-Regular Pay	15,991	22,308	22,308	15,889	22,308	22,308	24,608	
6110.100 Salaries-Hourly Pay	28,720	0	19,088	31,575	19,088	19,088		
6111.000 Salaries-Overtime Pay	0	0	0	0	0			
6112.000 Salaries-Extra Help	1,745	0	0	0	0			
6113.000 Salaries-Differentials	8,073	1,205	1,205	8,537	1,205	1,205	1,348	
6120.000 Unemployment Insurance	0	0	0	0	0			
6132.000 Retirement - PERS	4,102	4,027	4,027	3,657	4,027	4,027	4,895	
6140.000 Life and Disability Insurance	375	347	347	598	347	347	374	
6150.000 Workers Comp Insurance	1,736	1,418	1,418	1,418	1,418	1,418	1,500	
6160.000 Social Security	3,965	1,799	1,799	4,199	1,799	1,799	1,985	
6170.000 Health and Dental Insurance	4,729	3,564	3,564	6,719	3,564	6,000	1,782	
6210.000 Special Departmental Expenses	2,457	2,500	2,500	2,673	2,500	2,675	2,500	
6211.000 Office Supplies	324	300	300	87	300	300	300	
6212.000 Maintenance Supplies	0	0	0	0	0			
6230.000 Legal and Accounting	7,700	20,000	20,000	7,820	20,000	10,000	10,000	
6231.000 Payroll Fees	17,098	12,000	12,000	14,250	12,000	15,000	17,000	
6245.000 Other Contractual Services	41,710	25,000	25,000	23,426	25,000	25,000	25,000	
6255.000 Liability Insurance	3,639	3,992	3,992	3,981	3,992	3,992	4,578	
6275.000 Subscriptions and Training	50	500	500	25	500	500	500	
6300.000 NSF Checks	132	300	300	168	300	300	300	
6301.000 Bank Charges	2,014	1,500	1,500	824	1,500	1,500	1,500	
6302.000 CREDIT CARD FEE	0	0	0	0	0			
6401.000 SUSPENSE	0	0	0	0	0			
6543.000 Equipment-Furniture	0	0	0	0	0			
6544.000 Equipment-Computers	0	0	0	0	0			
Finance	144,560	100,760	119,848	125,846	119,848	115,459	98,170	0
Total Expenditures	144,560	100,760	119,848	125,846	119,848	115,459	98,170	0
General Fund	-144,560	-100,760	-119,848	-125,846	-119,848	-115,459	-98,170	0
Grand Total:	-144,560	-100,760	-119,848	-125,846	-119,848	-115,459	-98,170	0

City Attorney
Budget Narrative for FY 2019-2020
Budget Unit 150

DEPARTMENTAL MISSION

The City Attorney is a contracted position that provides the full array of legal services to the City and the Successor Agency. The Mission of the Office is to continue to provide the City and Successor Agency with comprehensive legal advice and representation.

ACCOMPLISHMENTS FOR FY 2018-2019

- Continued to provide staff with ongoing assistance in the preparation of staff reports, resolutions, and ordinances.
- Continued to provide legal advice and recommendations to the City Manager, Police Chief, and other Managers in a variety of areas.
- Provided legal review and advice on the Medical Marijuana issue facing the City.
- Continued to provide legal advice and recommendations to the City Council.

DEPARTMENTAL GOALS FOR FY 2019-2020

- Continue to work with staff on a variety of projects.
- Continue to assist in identification of means (new procedures and/or programs) by which to reduce exposure to liability.
- Identify and collect costs for services being driven by third parties.
- Continue to provide legal advice to the Council.
- Work with City Manager's Office to complete a comprehensive update of the Personnel Rules and Procedures.

FY 2019-2020 RECOMMENDED BUDGET

The Department's FY 2019-2020 Recommended Budget represents no change when compared to the FY 2018-2019 Approved Budget.

Personnel

No costs are reflected in this area.

Services and Supplies

The only cost in this area is the appropriation for the contract. A portion of these costs have been spread to other funds as appropriate, and only the amount anticipated for General Fund activities and programs is reflected.

Capital Projects/Fixed Assets

No costs are reflected in this area.

MAJOR POLICY CONSIDERATIONS

There are no major policy considerations being requested in this budget.

BUDGET WORKSHEET

City Of Gonzales

	Prior Year Actual	Current Year			Estimated Total	(6)	(7)	(8)
		Original Budget	Amended Budget	Actual Thru May		PROJECTED	PROPOSED	ADOPTED
Month: 5/31/2019								
Fund: 100 - General Fund								
Expenditures								
Dept: 150 City Attorney								
6230.000 Legal and Accounting	81,554	50,000	50,000	56,128	55,000	55,000	50,000	
6245.000 Other Contractual Services	0	0	0	0	0			
City Attorney	81,554	50,000	50,000	56,128	55,000	55,000	50,000	0
Total Expenditures	81,554	50,000	50,000	56,128	55,000	55,000	50,000	0
General Fund	-81,554	-50,000	-50,000	-56,128	-55,000	-55,000	-50,000	0
Grand Total:	-81,554	-50,000	-50,000	-56,128	-55,000	-55,000	-50,000	0

Community Development Department Budget Narrative for FY 2019-2020 Budget Unit 160

DEPARTMENTAL MISSION

The Community Development Department supports the Vision and Mission of the City by providing professional planning services to the City. The Department promotes quality of life in Gonzales through careful attention to the City's physical and social development requirements. The Department promotes economic development consistent with the City Council's goals, and City's adopted plans and programs.

DEPARTMENTAL PROGRAMS

The Department processes applications for all physical development involving private land, including: Conditional Use Permits; Site Plan Permits, Sign Permits, and subdivision and parcel maps. The Department works closely with applicants, other City Departments, and County and State agencies to ensure development conforms to requirements and the best contemporary practices. The Department manages environmental review for projects and supports the Planning Commission and City Council, and is also responsible for maintaining and updating the Zoning Ordinance and Gonzales General Plan. Other activities include grant applications and administration, and affordable housing programs. The Department also works on economic development through outreach assistance to property owners and developers in promotion of the City.

ACCOMPLISHMENTS FOR FY 2018-2019

- Successfully worked with the Measure K Oversight Committee to oversee the projects recommended to the City Council.
- Oversaw Del Monte/Mann Packing to expand facility from 7 truck-ramp facility to a 20-ramp facility.
- Worked with Clinica de Salud to open their medical facility.
- Worked in coordination with the Monterey County Health Department's Planning, Evaluation, and Policy Unit (PEP) to draft a Health Element for the City's General Plan that was approved by the City Council in July 2018.
- Worked with ZeroCity Consultants (Martin Carver) to draft the Climate Action Plan. The Gonzales CAP is a stand-alone implementation plan, which is linked to the Gonzales GP through the General Plan's Sustainability Element. The Sustainability Element and CAP are two separate but related components of the City's sustainability strategy. The Sustainability Element contains the City's goals, policies, and implementing actions related to sustainability and provides direction and vision for maintaining a healthy and balanced community. The Gonzales CAP focuses specifically on strategies to address energy efficiency and the reduction of GHG emissions consistent with community desires, state law and the CEQA Guidelines. It enables the City to look at its impact on GHG emissions, establish specific goals for the reduction of GHG emissions, and identify the actions necessary to achieve these

- reduction targets. The Gonzales CAP builds on the goals and vision of the Sustainability Element but translates these goals into numeric thresholds and targets for GHG emissions.
- Worked with CHISPA on the development of an affordable housing project at the property available on Gabilan Court.
 - Worked with architects and construction management team related to the Salinas Valley Memorial Hospital System expansion of existing facilities.
 - The Building Department worked with Sante Fe market to open their new facility.
 - Processed lot-line adjustment for RC Farms.
 - Building department processed numerous building permits for modifications to existing residential structures. However, no new residential units were constructed in Gonzales.
 - Worked with the City's Business Loan Consultant to market and promote the program to small business in the City.
 - Extensive work, meetings and coordination related to the Sphere of Influence Infrastructure reports and pending annexation of land to the east.
 - Participated in the Economic Development Administration (EDA) grant application for funding Phase 2 road construction (Lopez Lane project in Industrial Park).
 - Submitted Senate Bill 2 Housing and Community Development funding grant of \$160,000 for use in preparing the Supplemental EIR for pending annexation of land. Approval of grant anticipated in August at the latest.

DEPARTMENTAL GOALS FOR FY 2019-2020

- Process applications for Conditional Use Permits related to pending projects in the industrial park related to Pape Materials Handling, American Cooling, Mann Packing expansion/modification, Taylor Farms expansion/modifications, and new uses related to three lots on future Bodega Road (NetZero/Cannabis properties).
- Amend the zoning code to accommodate Accessory Dwelling Units, add definitions where needed, tighten up sign ordinance, include new section for lot-mergers and lot-line adjustments, etc. Facilitate the CEQA process. Conduct public hearings with the Planning Commission and City Council to adopt an Ordinance to implement the standards.
- Conduct a zoning consistency analysis as required by Government Code Section 65860(a), to ensure that the City's Zoning Plan is consistent with the Land Use Diagram of the 2010 General Plan. Conduct public hearings with the Planning Commission and City Council to adopt an ordinance, which establishes consistency between land use designation and zoning categories.
- Coordinate with project proponents in the City's Sphere of Influence area east of the City with regard to annexation, preparation of Specific Plans, fiscal impact analysis, and development agreements for proposed development.
- Coordinate with the City's Economic Development Committee on the implementation of measures contained in the City's Economic Development Strategy and Action Plan for business retention, development, and attraction.
- Continue to coordinate, with Armanasco Public Relations as a consultant, to promote what the City has achieved, and to brand and market the City as a regional leader in innovative economic development activities.
- Continue promoting economic opportunities and activities, meet with business owners

- and work with consultants on related research and reporting.
- Continue to facilitate meetings of the Measure K Oversight Committee appointed by the City Council, who are charged with providing recommendations to the Council with regard to how a voter approved increase in the sales tax, is to be used for the betterment of the quality of life within the City.
 - Actively market the Business Assistance Loan Program, and at a minimum, loan funds to two businesses.
 - Seek and apply for a grant from the State Department of Housing and Community Development (HCD) from the HOME Investment Partnership Grant Program for grant funds associated with the rehabilitation of homeowner occupied dwellings.
 - Coordinate with the County with regard to submitting an application for and receiving Community Development Block Grant (CDBG) funding, from the federal Housing and Urban Development (HUD) Program for the new program year.
 - Continue to search out new grant opportunities and apply whenever feasible.
 - Coordinate with the County Economic Development Department to implement County-wide economic development initiatives.

FY 2019-2020 RECOMMENDED BUDGET

The Department's FY 2019-2020 Recommended Budget represents a decrease of (\$21,417) or (7.9%) in expenditures, and an increase of \$27,800 or 152% in revenues, when compared to the FY 2018-2019 Approved Budget. As a result, the Requested Net Cost is decreased by (\$49,217).

Revenues

Revenues are a function of the type of and number of applications. Consequently, based on current information about current interest in the industrial park, it is anticipated that 2019-2020 revenue will increase.

Expenditures

The primary reason for the decrease is due to filling the Community Development Director position, which resulted in a significant reduction to contractual services.

Expenditures within the budget unit primarily reflect the fixed costs associated with the Department, including information technology and file services and payment of the annual administrative charges associated with the Local Agency Formation Commission of Monterey County. Additional funding has been included for consultant services to be provided by ZeroCity land use consultants to assist the City in revising the City's Zoning Regulations if necessary.

Capital Projects/Fixed Assets

There are no capital projects or fixed assets reflected in this budget.

MAJOR POLICY CONSIDERATIONS

There are no major policy considerations reflected in this budget.

BUDGET WORKSHEET

City Of Gonzales

Month: 5/31/2019	Prior Year Actual	Current Year				(6) PROJECTED	(7) PROPOSED	(8) ADOPTED
		Original Budget	Amended Budget	Actual Thru May	Estimated Total			
Fund: 100 - General Fund								
Revenues								
Dept: 160 Planning								
5623.000 Housing Authority PILOT	0	0	0	0	743	743	800	
5710.000 Home Occupation Fees	0	200	200	0	200	200	200	
5711.000 Plan Check Fees	0	0	0	0	0			
5712.000 Planning & Zoning Fees	4,537	18,000	18,000	8,015	10,000	10,000	45,000	
5713.000 General Plan Revision Fees	0	0	0	0	0			
5820.000 Other Income - Misc Payments	0	0	0	353	353	353		
5821.000 Other Income - Reimbursements	0	0	0	0	0			
5949.000 Transfer from Fund 200	0	0	0	0	0			
5950.000 Transfer from CDBG (Non Pgm)	0	0	0	0	0			
Planning	4,537	18,200	18,200	8,368	11,296	11,296	46,000	0
Total Revenues	4,537	18,200	18,200	8,368	11,296	11,296	46,000	0
Expenditures								
Dept: 160 Planning								
6110.000 Salaries-Regular Pay	96,487	172,420	172,420	43,962	172,420	169,365	151,975	
6111.000 Salaries-Overtime Pay	0	0	0	0	0			
6112.000 Salaries-Extra Help	0	0	0	0	0			
6113.000 Salaries-Differentials	2,171	3,080	3,080	3,941	3,080	3,080	2,150	
6120.000 Unemployment Insurance	0	0	0	0	0			
6130.000 Retirement - ICMA	0	0	0	0	0			
6131.000 Deferred Compensation Expense	0	0	0	0	0			
6132.000 Retirement - PERS	12,217	30,500	30,500	3,013	30,500	1,650	27,933	
6140.000 Life and Disability Insurance	862	2,835	2,835	364	2,835	200	2,415	
6150.000 Workers Comp Insurance	2,344	1,915	1,915	1,915	1,915	1,915	1,920	
6160.000 Social Security	7,240	13,192	13,192	3,528	13,192	2,000	11,560	
6170.000 Health and Dental Insurance	20,285	24,354	24,354	3,740	24,354	2,500	18,475	
6180.000 Payroll Unemployment Tax	0	0	0	0	0			
6210.000 Special Departmental Expenses	635	500	500	113	500	500	500	
6211.000 Office Supplies	39	350	350	200	350	350	350	
6212.000 Maintenance Supplies	0	0	0	0	0			
6213.000 Oils and Lubricants	0	0	0	0	0			
6220.000 Telephone	0	0	0	0	0			
6235.000 Engineering and Surveying	0	0	0	0	0			
6245.000 Other Contractual Services	34,574	15,000	75,000	77,945	75,000	76,783	25,000	
6255.000 Liability Insurance	2,799	3,070	3,070	3,062	3,070	3,070	3,521	
6260.000 Advertising	1,605	1,500	1,500	860	1,500	1,500	1,500	
6265.000 Printing	0	0	0	0	0			

BUDGET WORKSHEET

City Of Gonzales

Month: 5/31/2019	Prior	Current Year			(6)	(7)	(8)	
	Year Actual	Original Budget	Amended Budget	Actual Thru May	Estimated Total	PROJECTED	PROPOSED	ADOPTED
Fund: 100 - General Fund								
Expenditures								
Dept: 160 Planning								
6270.000 Transportation and Travel	0	750	750	0	750	750	750	
6275.000 Subscriptions and Training	2,448	1,500	1,500	1,231	1,500	1,500	1,500	
6544.000 Equipment-Computers	0	0	0	0	0			
Planning	183,706	270,966	330,966	143,874	330,966	265,163	249,549	0
Total Expenditures	183,706	270,966	330,966	143,874	330,966	265,163	249,549	0
General Fund	-179,169	-252,766	-312,766	-135,506	-319,670	-253,867	-203,549	0
Grand Total:	-179,169	-252,766	-312,766	-135,506	-319,670	-253,867	-203,549	0

**General Governmental Buildings
Budget Narrative for FY 2019-2020
Budget Unit 170**

DEPARTMENTAL MISSION

This General Fund Budget Unit provides resources to acquire and maintain public facilities. Cost-effective management of resources is a goal of this Budget Unit.

DEPARTMENTAL PROGRAMS

This budget unit tracks City-owned building operations, and maintenance activities.

ACCOMPLISHMENTS FOR FY 2018-2019

Provided building and general maintenance services to the following locations:

325 Center Street	Fire Station
411 Center Street	Rental Office Space for County Programs
421 Center Street	Dental Offices (rental space)
107 Centennial Drive	Vosti Recreation Center
225 Elko Street	Day Care/Preschool Facility
109 Fourth Street	Police Station
117 Fourth Street	Council Chambers
147 Fourth Street	City Hall
133 Fourth Street	Partially rented (rental space)

DEPARTMENTAL GOALS FOR FY 2019-2020

- Maintain facilities as cost-effectively as possible within the approved budget.
- Reduce cost of operations where possible.
- Continue energy saving programs.
- Demolish the old Public Works Shop (just west of the Fire Station).
- Implement plan when approved for the Teen Innovation Center.

FY 2019-2020 RECOMMENDED BUDGET

This Budget Unit's FY 2019-2020 Recommended Budget represents a decrease of (\$103,500) or (74%) in expenditures, when compared to the FY 2018-2019 Approved Budget. As a result, the Requested Net Cost is decreased by (\$103,500).

Services and Supplies

This budget funds janitorial supplies for all City Departments and facilities. The reason for the significant decrease is that the City finished the payments for the City Hall government center.

Capital Projects/Fixed Assets

There are no fixed assets reflected in this budget.

MAJOR POLICY CONSIDERATIONS

The policy considerations for this budget unit are:

- Establishing a reserve fund to keep up with aging buildings maintenance may be an option as funds are available.
- Planning efforts for the old medical facility are underway to, if approved, convert it to a Teen Innovation Center. If and once approved, a funding strategy will be presented for approval.

BUDGET WORKSHEET

City Of Gonzales

Page: 1
6/11/2019
9:22 am

Month: 5/31/2019	Prior Year Actual	Current Year				(6) PROJECTED	(7) PROPOSED	(8) ADOPTED
		Original Budget	Amended Budget	Actual Thru May	Estimated Total			
Fund: 100 - General Fund								
Expenditures								
Dept: 170 General Government Building								
6210.000 Special Departmental Expenses	9,103	3,500	3,500	18,339	3,500	18,000	3,500	
6211.000 Office Supplies	0	0	0	0	0			
6212.000 Maintenance Supplies	2,930	1,000	1,000	2,296	1,000	2,500	2,500	
6213.000 Oils and Lubricants	0	0	0	0	0			
6220.000 Telephone	0	0	0	0	0			
6225.000 Utilities	7,216	5,700	5,700	4,345	5,700	5,700	5,700	
6235.000 Engineering and Surveying	105	0	0	0	0			
6245.000 Other Contractual Services	64,853	50,000	50,000	14,436	50,000	20,000	15,000	
6250.000 Rental	85,322	80,000	40,000	35,551	40,000	36,000	10,000	
6255.000 Liability Insurance	0	0	0	0	0			
6260.000 Advertising	0	0	0	0	0			
6265.000 Printing	0	0	0	0	0			
6530.000 Capital Outlay-Improvements	0	0	0	0	0			
6540.000 Capital Outlay-Equipment	54,671	0	0	0	0			
6543.000 Equipment-Furniture	6,775	0	0	0	0			
General Government Building	230,975	140,200	100,200	74,967	100,200	82,200	36,700	0
Total Expenditures	230,975	140,200	100,200	74,967	100,200	82,200	36,700	0
General Fund	-230,975	-140,200	-100,200	-74,967	-100,200	-82,200	-36,700	0
Grand Total:	-230,975	-140,200	-100,200	-74,967	-100,200	-82,200	-36,700	0

**Non-Departmental
Budget Narrative for FY 2019-2020
Budget Unit 200**

DEPARTMENTAL MISSION

This General Fund Budget Unit provides resources to support general expenses not specifically related by any single department and appropriately related to the general fund.

DEPARTMENTAL PROGRAMS

This budget unit provides various support services to all departments such as postage, office supplies, first aid supplies, lease agreements, along with automotive and property insurance.

ACCOMPLISHMENTS FOR FY 2018-2019

- Cost-effectively provided support to various departments.
- Tracked expenses coordinating with the Finance Department.
- Replaced copiers and postage machine.

DEPARTMENTAL GOALS FOR FY 2019-2020

- Continue to provide cost-effective support services.
- Continue to maintain support contracts and lease agreements.

FY 2019-2020 RECOMMENDED BUDGET

This Budget Unit's FY 2019-2020 Recommended Budget represents an increase of \$30,500 or 39% in costs when compared to the FY 2018-2019 Approved Budget. As a result, the Requested Net Cost is increased by \$30,500.

Personnel

There are no personnel expenditures reflected in this budget.

Services and Supplies

The reason for the increase is to cover the City's increased social media presence (i.e. website).

This budget also reflects funding for the:

1. City Telephone, Utilities.
2. Leases for copiers and postage machine.
3. Computer systems, the general fund's portion of Information Technology (IT).
4. Office Supplies.
5. Postage and Mail services.
6. Public Hearing and Legal Notices.
7. County Administrative Fees.

Capital Projects/Fixed Assets

There are no capital projects reflected in this budget other than computer purchases reflected as fixed assets.

MAJOR POLICY CONSIDERATIONS

There are no major policy considerations reflected in this budget.

BUDGET WORKSHEET

City Of Gonzales

Month: 5/31/2019	Prior Year Actual	Current Year			Estimated Total	(6) PROJECTED	(7) PROPOSED	(8) ADOPTED
		Original Budget	Amended Budget	Actual Thru May				
Fund: 100 - General Fund								
Expenditures								
Dept: 200 Nondepartmental								
6110.000 Salaries-Regular Pay	0	0	0	0	0			
6132.000 Retirement - PERS	0	0	0	48,292	0			
6155.000 EAP-EMPLOYEE ASSISTANCE PROG	0	0	0	2,479	0	2,479	2,500	
6210.000 Special Departmental Expenses	9,818	10,000	10,000	9,290	10,000	10,000	10,000	
6211.000 Office Supplies	6,267	6,500	6,500	7,362	6,500	8,000	6,500	
6212.000 Maintenance Supplies	281	500	500	81	500	500	500	
6220.000 Telephone	4,516	5,000	5,000	4,936	5,000	5,000	5,000	
6225.000 Utilities	18,190	18,000	18,000	18,169	18,000	18,000	18,000	
6230.000 Legal and Accounting	0	0	0	0	0			
6235.000 Engineering and Surveying	0	0	0	0	0			
6245.000 Other Contractual Services	56,227	25,000	40,000	56,040	40,000	54,000	55,000	
6250.000 Rental	2,200	2,000	2,000	1,540	2,000	2,000	2,000	
6255.000 Liability Insurance	0	0	0	0	0			
6260.000 Advertising	50	500	500	438	500	500	500	
6265.000 Printing	0	1,500	1,500	0	1,500	1,800	2,000	
6270.000 Transportation and Travel	0	0	0	0	0			
6275.000 Subscriptions and Training	0	0	0	0	0			
6315.000 County Administrative Fees	5,548	6,000	6,000	5,122	6,000	6,000	6,000	
6544.000 Equipment-Computers	0	2,500	2,500	0	2,500			
Nondepartmental	103,097	77,500	92,500	153,749	92,500	108,279	108,000	0
Total Expenditures	103,097	77,500	92,500	153,749	92,500	108,279	108,000	0
General Fund	-103,097	-77,500	-92,500	-153,749	-92,500	-108,279	-108,000	0
Grand Total:	-103,097	-77,500	-92,500	-153,749	-92,500	-108,279	-108,000	0

**Police Department
Budget Narrative for FY 2019-2020
Budget Unit 300**

DEPARTMENTAL MISSION

The Gonzales Police Department supports the Vision and Mission of the City by providing public safety services to all our residents, businesses, and visitors. These services are provided using a cooperative community policing philosophy, in which the Department works with the residents to solve crime and quality of life issues in our diverse community.

The number one concern of the Department is the safety of all of our residents, businesses, and visitors. The Department takes a zero tolerance to crime and works aggressively to solve crimes that do occur.

The Gonzales Police Department supports and protects commercial, industrial, and educational institutions in the area. The Department provides advice as requested, and aides in crime prevention.

ACCOMPLISHMENTS FOR FY 2018-2019

The Police Department accomplished many of the goals, including the following:

- Maintained keeping the School Resource Officer into the schools who actively engages with school officials, parents, students, and community-based organizations to build positive relationships. The City and School District jointly fund the School Resource Officer position.
- Continued its efforts both in the City and regionally to address crime and gang violence. While this was done without the benefit of any grant funding as in previous years, the City continues to look for funding opportunities to help with these efforts.
- Continued to do community outreach throughout the City to help our residents address not only crime issues, but also quality of life challenges.
- Experienced a 2% increase in property crimes during the 2018-2019 Fiscal Year compared to the previous year. Gonzales continues to be one of the safest community's in Monterey County and the State of California.
- Continued implementation of advanced computer technology in patrol vehicles to improve the Department's efficiency and effectiveness in policing.
- Participated and coordinated many events that were held throughout the City, as well as provided many school field trip tours of the Police Department.

DEPARTMENTAL GOALS FOR 2019-2020

- Continue to identify and prioritize community concerns regarding crime and traffic, which will improve the health, safety, and security of the community.
- Continue to work with the residents of our City and establish productive lines of communication to address concerns, and facilitate community problem solving.
- Work regionally with the other South County Cities to secure grant funding opportunities that may arise to help address community outreach and engagement.
- Continue collaborative efforts with the Gonzales School District to improve youth interaction. Maintain the School Resource Officer program.
- Continue to apply for additional funding as opportunities arise, including applying for future gang and crime prevention grants, and other opportunities.

FY 2019-2020 RECOMMENDED BUDGET

The Department's FY 2019-2020 Recommended Budget represents an increase of \$342,755 or 14% in expenditures, and an increase of \$112,000 or 111% in revenues, when compared to the FY 2018-2019 Approved Budget. As a result, the Requested Net City Cost is increased by \$230,755.

Revenues

The increase in revenues is primarily due to the reimbursement from the Cities of Soledad, Greenfield, and King for the "Road to Success" Youth Diversion Program that is coordinated by the Department.

Personnel

The reason for the increase is due to anticipated increases in the salary and benefit costs, as well as worker's compensation costs.

Services and Supplies

The reason for the increase overall in services and supplies is that the recommended FY 2019-2020 Recommended Budget reflects the lease payments for replacing two old patrol vehicles with new equipped patrol vehicles, funding to replace depleted ammunition used during range qualifications, and the costs of the contract with Sun Street Centers for the "Road to Success" Youth Diversion Program.

Capital Projects and Fixed Assets

This budget reflects no expenditures.

MAJOR POLICY CONSIDERATIONS

A major policy consideration for this budget during the fiscal year, is assessing whether the budget will have capacity for an additional Police Officer position.

This position would enhance the Department's ability to keep up with the current environment in law enforcement, the reinvigorated approach to community policing, the work underway to improve Police-Community relations, the increasing complexity to law enforcement, and improve coverage and thus reduce some of the overtime currently incurred.

In addition, not reflected is a new animal control vehicle to replace the existing aging vehicle.

It is anticipated that both of these issues will be re-evaluated as part of the Mid-Year Financial Review and Report.

BUDGET WORKSHEET

City Of Gonzales

Month: 5/31/2019	Prior	Current Year				(6)	(7)	(8)
	Year Actual	Original Budget	Amended Budget	Actual Thru May	Estimated Total	PROJECTED	PROPOSED	ADOPTED
Fund: 100 - General Fund								
Revenues								
Dept: 300 Police Department								
5310.000	2,151	1,500	1,500	2,050	1,500	1,500	1,500	
5320.000	6	0	0	8	0			
5335.000	406	400	400	600	400	400	400	
5400.000	0	0	0	0	0			
5410.000	8,464	9,000	9,000	17,589	9,000	17,000	15,000	
5430.000	0	0	0	0	0			
5621.000	5,529	2,500	2,500	0	2,500	2,500	2,500	
5637.000	89,422	0	0	4,866	4,866	4,866		
5720.000	28,420	25,000	25,000	28,112	25,000	27,000	28,000	
5721.000	0	0	0	0	0			
5821.000	62,242	62,000	62,000	113,292	120,000	120,000	165,000	
5926.000	6,017	0	0	0	0			
5962.000	0	0	0	0	0			
Police Department	202,657	100,400	100,400	166,517	163,266	173,266	212,400	0
Total Revenues	202,657	100,400	100,400	166,517	163,266	173,266	212,400	0
Expenditures								
Dept: 300 Police Department								
6110.000	1,027,043	996,143	996,143	1,057,667	996,143	936,373	1,108,884	
6111.000	219,087	100,000	200,000	208,258	200,000	200,000	210,000	
6111.500	0	0	0	0	0			
6112.000	0	0	0	0	0			
6113.000	157,319	118,430	118,430	175,809	118,430	118,430	129,873	
6114.000	0	0	0	0	0			
6120.000	0	0	0	0	0			
6130.000	0	0	0	0	0			
6131.000	0	0	0	0	0			
6132.000	127,806	218,210	218,210	126,680	218,210	218,210	235,096	
6140.000	9,918	16,920	16,920	10,210	16,920	16,920	17,090	
6150.000	189,832	155,034	155,034	155,033	155,034	155,034	168,627	
6160.000	89,056	88,342	88,342	90,845	88,342	88,342	105,977	
6170.000	140,114	130,830	130,830	138,932	130,830	130,830	142,710	
6210.000	27,591	44,500	44,500	55,284	44,500	49,000	49,000	
6211.000	3,370	3,500	3,500	3,132	3,500	3,500	3,500	
6212.000	9,509	17,000	10,000	7,892	10,000	10,000	10,000	
6213.000	26,512	23,000	23,000	25,213	23,000	23,000	26,500	
6214.000	0	0	0	0	0			

BUDGET WORKSHEET

City Of Gonzales

Month: 5/31/2019	Prior	Current Year				(6)	(7)	(8)
	Year Actual	Original Budget	Amended Budget	Actual Thru May	Estimated Total	PROJECTED	PROPOSED	ADOPTED
Fund: 100 - General Fund								
Expenditures								
Dept: 300 Police Department								
6220.000 Telephone	10,201	12,000	10,300	12,145	10,300	11,080	12,000	
6225.000 Utilities	3,732	17,000	8,800	12,240	8,800	17,000	17,000	
6230.000 Legal and Accounting	0	0	0	0	0			
6235.000 Engineering and Surveying	0	0	0	0	0			
6245.000 Other Contractual Services	293,679	367,000	367,000	246,007	367,000	367,000	375,900	
6250.000 Rental	0	0	0	0	0			
6255.000 Liability Insurance	43,372	44,581	44,581	47,884	44,581	44,581	60,000	
6260.000 Advertising	171	2,000	2,000	0	2,000		2,000	
6265.000 Printing	0	0	0	0	0			
6270.000 Transportation and Travel	0	1,000	1,000	35	1,000	1,000	1,000	
6275.000 Subscriptions and Training	11,126	15,000	15,000	12,934	15,000	15,000	15,000	
6540.000 Capital Outlay-Equipment	0	0	0	0	0			
6542.000 Equipment-Vehicles	38,880	0	0	0	0		22,000	
6543.000 Equipment-Furniture	0	0	0	0	0			
6544.000 Equipment-Computers	11,110	13,000	13,000	312	13,000	296		
6905.000 Transfers Out	0	120,002	120,002	0	120,002	78,004	134,090	
Police Department	2,439,428	2,503,492	2,586,592	2,386,512	2,586,592	2,483,600	2,846,247	0
Total Expenditures	2,439,428	2,503,492	2,586,592	2,386,512	2,586,592	2,483,600	2,846,247	0
General Fund	-2,236,771	-2,403,092	-2,486,192	-2,219,995	-2,423,326	-2,310,334	-2,633,847	0
Grand Total:	-2,236,771	-2,403,092	-2,486,192	-2,219,995	-2,423,326	-2,310,334	-2,633,847	0

**Fire Department
Budget Narrative for FY 2019-2020
Budget Unit 310**

DEPARTMENTAL MISSION

The Gonzales Fire Department is committed to providing fire prevention and suppression to the residents of our City and Rural Fire District in a friendly, cost-effective manner to insure the safety of our residents and businesses. The Department continues to work collaboratively with other public safety agencies to maintain the highest quality of service and serve those in our diverse community.

ACCOMPLISHMENTS FOR FY 2018-2019

- Provided public safety services to our residents in a safe and effective manner.
- Increased volunteer staff to 16 members.
- Expanded a Volunteer Firefighter shift program to improve station coverage.
- Continued the training program to better prepare Volunteer Firefighters towards Firefighter 1 Certification, and Emergency Medical Technician (EMT) certification.
- Continued Fire Prevention/Business Inspection, and residential rental inspection programs.
- Expanded community outreach with events in fire safety and prevention activities for youth.

DEPARTMENTAL GOALS FOR FY 2019-2020

- Continue to search out grant opportunities to assist the City with maintaining and replacing Fire Department equipment.
- Work towards maintaining the Volunteer Firefighting force at 16 members.
- Continue to work collaboratively with other public safety agencies to ensure that the residents of our City are receiving the best public safety services available, such as the Auto-Aid Agreements.
- Continue instruction in CPR, First Aid, and disaster preparedness to our residents and businesses to ensure Gonzales is prepared for an emergency by creating a Community Emergency Response Team (CERT).
- Continue to expand the Volunteer Firefighter shift program in an effort to provide 24 hour a day coverage with two personnel.
- Continue to perform all duties of the Fire Marshal including business inspections, fire investigations, and increase inspections of rental housing units.
- Continue to train Firefighters towards Firefighter 2 and EMT advanced Certification.

FY 2019-2020 RECOMMENDED BUDGET

The Department's FY 2019-2020 Recommended Budget represents an overall increase of \$88,890 or 15% in expenditures, and a reduction of (\$9,000) or (3.4%) in revenues, when compared to the FY 2018-2019 Approved Budget. As a result, the Requested Net Cost is increased by \$97,890.

Revenues

The Department operates on funds obtained from General Fund, the Gonzales Rural Fire Protection District, Special EMS Assessments, and other grants. The City will also see approximately \$6,500 in funding from CSA-74 monies that are collected by the County to provide medical supplies, training, and equipment. The reduction in revenues is reflected in the lower projection for reimbursements from insurance companies.

Personnel

The Department does not anticipate adding any full-time or volunteer staff for the FY 2019-2020 budget period. The increase is due to the Cost of Living Adjustments (COLA), and increases in liability and worker's compensation charges.

Services and Supplies

Services and supplies object codes are essentially unchanged.

Capital Projects/Fixed Assets

The Department, in trying to maintain the City's policy on fiscal responsibility, has scheduled no capital projects or fixed assets purchases (over \$1,000) during the FY 2019-2020 Recommended Budget.

MAJOR POLICY CONSIDERATIONS

While the City continues to use General Fund monies to support the Fire Department's efforts, the overall costs for fire protection in Gonzales is minimal compared to other jurisdictions. This is only accomplished through the efforts and dedication of the Officers and Volunteer Firefighters.

BUDGET WORKSHEET

City Of Gonzales

Month: 5/31/2019	Prior Year Actual	Current Year				(6) PROJECTED	(7) PROPOSED	(8) ADOPTED
		Original Budget	Amended Budget	Actual Thru May	Estimated Total			
Fund: 100 - General Fund								
Revenues								
Dept: 310 Fire Department								
5162.000 Special Assessment - EMS Svcs	12,019	11,000	11,000	6,623	12,000	12,000	12,000	
5351.000 Fire Plan Examination Fees	1,615	3,000	3,000	573	3,000	3,000	3,000	
5637.000 Grant Proceeds	6,500	0	0	0	0			
5673.000 EMS C5A 74	6,760	6,700	6,700	12,213	6,700	6,700	6,700	
5730.000 Rural Fire District	205,000	215,000	215,000	130,000	215,000	215,000	215,000	
5731.000 SAFER Grant	0	0	0	0	0			
5777.000 Fire Inspection Fees	5,756	5,000	5,000	3,256	5,000	5,000	5,000	
5821.000 Other Income - Reimbursements	10,786	20,000	10,000	5,687	10,000	7,500	10,000	
Fire Department	248,436	260,700	250,700	158,352	251,700	249,200	251,700	0
Total Revenues	248,436	260,700	250,700	158,352	251,700	249,200	251,700	0
Expenditures								
Dept: 310 Fire Department								
6110.000 Salaries-Regular Pay	253,616	263,779	263,779	280,893	263,779	256,042	295,043	
6110.200 Salaries-Vol. Fire	0	23,000	23,000	0	23,000	23,000	35,000	
6111.000 Salaries-Overtime Pay	17,923	15,000	15,000	9,342	15,000	15,000	15,000	
6112.000 Salaries-Extra Help	0	0	0	0	0			
6113.000 Salaries-Differentials	31,160	827	827	24,043	827	20,000	20,000	
6120.000 Unemployment Insurance	156	0	0	521	0			
6131.000 Deferred Compensation Expense	0	0	0	0	0			
6132.000 Retirement - PERS	21,341	50,195	50,195	24,710	50,195	50,195	56,052	
6140.000 Life and Disability Insurance	1,983	2,730	2,730	2,232	2,730	2,730	3,123	
6150.000 Workers Comp Insurance	20,206	16,502	16,502	16,502	16,502	16,502	24,753	
6160.000 Social Security	9,411	27,314	27,314	23,204	27,314	27,314	28,700	
6170.000 Health and Dental Insurance	30,794	23,760	23,760	34,836	23,760	23,760	23,760	
6210.000 Special Departmental Expenses	51,713	30,000	30,000	26,181	30,000	30,000	30,000	
6211.000 Office Supplies	48	100	100	72	100		100	
6212.000 Maintenance Supplies	4,995	3,000	5,000	4,825	5,000	5,000	5,000	
6213.000 Oils and Lubricants	7,631	5,000	5,000	6,834	5,000	6,000	6,000	
6214.000 Vehicle Maintenance	16,469	25,000	15,000	7,961	15,000	15,000	15,000	
6220.000 Telephone	199	0	600	985	600	1,000	1,000	
6225.000 Utilities	12,032	9,000	14,000	18,257	14,000	18,000	16,000	
6245.000 Other Contractual Services	26,907	25,000	25,000	19,298	25,000	25,000	25,000	
6250.000 Rental	0	0	0	0	0			
6255.000 Liability Insurance	70,160	68,434	68,434	75,344	68,434	75,344	80,000	
6260.000 Advertising	380	0	0	0	0			
6275.000 Subscriptions and Training	4,750	5,000	3,000	2,385	3,000	3,000	3,000	

BUDGET WORKSHEET

City Of Gonzales

Month: 5/31/2019	Prior Year Actual	Current Year				(6)	(7)	(8)
		Original Budget	Amended Budget	Actual Thru May	Estimated Total	PROJECTED	PROPOSED	ADOPTED
Fund: 100 - General Fund								
Expenditures								
Dept: 310 Fire Department								
6542.000 Equipment-Vehicles	0	0	0	0	0			
6543.000 Equipment-Furniture	0	0	0	0	0			
6544.000 Equipment-Computers	0	0	0	0	0			
Fire Department	581,874	593,641	589,241	578,425	589,241	612,887	682,531	0
Total Expenditures	581,874	593,641	589,241	578,425	589,241	612,887	682,531	0
General Fund	-333,438	-332,941	-338,541	-420,073	-337,541	-363,687	-430,831	0
Grand Total:	-333,438	-332,941	-338,541	-420,073	-337,541	-363,687	-430,831	0

**Building Regulation Department
Budget Narrative for FY 2019-2020
Budget Unit 320**

DEPARTMENTAL MISSION

The Building Department supports the Vision and Mission of the City by providing excellent service in a friendly, cost-effective manner to ensure the community's safety is sustainable.

DEPARTMENTAL PROGRAMS

- Construction Inspections is the primary function of this Department.
- Plan reviews for Building Code compliance.
- Maintain permit issuance and fee collection system.
- Maintain Construction Demolition Debris Diversion Program.
- Maintain Gonzales' Employee Housing Program.
- Assist with the Code Enforcement Program through site inspections.
- Maintain the Abandoned and Distressed Residential Property Program.
- Assist in monitoring pre and post construction Storm Water Runoff Programs.
- Coordinate efforts with other Departments.
- Maintain the Safety Assessment Program to assess disaster damage when needed.

ACCOMPLISHMENTS FOR FY 2018-2019

- Completed building inspections for all projects.
- Completed plan reviews for all projects.
- Issued permit and collected fees appropriate for construction projects.
- Maintained Construction Demolition Debris Diversion Program.
- Complied with Employee Housing Program monitoring, and reporting requirements.
- Investigated Code Enforcement complaints.
- Maintained the Abandoned and Distressed Residential Property Program.
- Coordinated construction inspections, and enforcement efforts with other Departments.
- Obtained Council approval for a new building permit software system.

DEPARTMENTAL GOALS FOR FY 2019-2020

- Inspect all construction projects.
- Review all plans for Building Code compliance.
- Issue construction permits.
- Collect and properly account for permit fees.
- Monitor and report Construction Demolition Debris Diversion.
- Monitor Building Code compliance.

- Monitor, inspect, and report Gonzales' Employee Housing Program in compliance with State Codes.
- Collect, handle appropriately, and report any employee housing complaints.
- Assist with the Code Enforcement Inspections and enforcement.
- Inspect, account for, and report abandoned and distressed residential property as needed.
- Assist in monitoring pre and post construction Storm Water Runoff Programs.
- Coordinate all efforts with other Departments.
- Participate as part of Gonzales' emergency planning, preparedness, and response team.
- Implement the new computer software to track Building and Planning Projects.
- Maintain up to date knowledge of changing Building Codes.

FY 2019-2020 RECOMMENDED BUDGET

The Unit's FY 2019-2020 Recommended Budget reflects an increase of \$8,634 or 16% in expenditures, and \$32,250 or 20% in revenues, when compared to the FY 2018-2019 Approved Budget. As a result, the Net Cost is decreased by (\$23,616).

Revenues

This budget revenue is solely based upon anticipated building activity.

Expenditures

Expenditures in this department are mostly associated with services provided by an outside consulting firm for building inspections and plan check, which services are necessary in the absence of a City employed Plan Checker and Building Inspector.

MAJOR POLICY CONSIDERATIONS

There are no major policy considerations reflected in this budget.

BUDGET WORKSHEET

City Of Gonzales

Month: 5/31/2019	Prior Year Actual	Current Year				(6) PROJECTED	(7) PROPOSED	(8) ADOPTED
		Original Budget	Amended Budget	Actual Thru May	Estimated Total			
Fund: 100 - General Fund								
Revenues								
Dept: 320 Building Regulations								
5242.000 ADA - DSA SB 1186 FEES	508	250	300	334	400	400	500	
5329.000 Bldg Standards Admin Fee	784	750	750	217	100	100	800	
5330.000 Building Permits	74,157	50,000	35,000	13,674	20,000	20,000	50,000	
5331.000 Fire Permit Fees	0	0	0	0	0			
5332.000 SMIP Fee	4,730	4,000	4,000	1,117	4,000	2,000	5,000	
5333.000 System Automation Fee	8,468	5,000	3,000	2,864	3,000	3,000	8,500	
5334.000 Deconstruction, Demolition & Co	5,214	5,000	5,000	5,840	5,400	5,400	6,000	
5345.000 Building Occupancy Fee	218	250	250	113	250	250	200	
5348.000 Employee Housing Fee (PTO)	3,938	4,000	4,000	6,177	6,177	6,177	6,200	
5350.000 Bldg/Elec/Plumb Permits	47,351	45,000	30,000	28,375	30,000	30,000	50,000	
5351.000 Fire Plan Examination Fees	0	0	0	0	0			
5360.000 Building Inspections	10,455	12,000	12,000	12,075	12,000	12,000	15,000	
5365.000 Document Storage Fee	681	500	500	1,379	800	800	800	
5640.000 County Housing in Lieu Tax	0	0	0	0	0			
5711.000 Plan Check Fees	53,014	35,000	35,000	27,038	30,000	30,000	50,000	
5714.000 Training Fees - Building	4,682	2,500	2,500	1,303	750	750	3,500	
5777.000 Fire Inspection Fees	0	0	0	0	0			
Building Regulations	214,200	164,250	132,300	100,506	112,877	110,877	196,500	0
Total Revenues	214,200	164,250	132,300	100,506	112,877	110,877	196,500	0
Expenditures								
Dept: 320 Building Regulations								
6110.000 Salaries-Regular Pay	0	16,543	16,543	0	16,543		19,515	
6111.000 Salaries-Overtime Pay	0	0	0	0	0			
6113.000 Salaries-Differentials	0	827	827	0	827		975	
6131.000 Deferred Compensation Expense	0	0	0	0	0			
6132.000 Retirement - PERS	0	3,127	3,127	0	3,127		3,863	
6140.000 Life and Disability Insurance	0	282	282	0	282		325	
6150.000 Workers Comp Insurance	1,072	876	876	876	876	876	870	
6160.000 Social Security	0	1,329	1,329	0	1,329		1,667	
6170.000 Health and Dental Insurance	93	2,970	2,970	0	2,970		2,970	
6210.000 Special Departmental Expenses	349	1,000	1,000	237	1,000	500	500	
6211.000 Office Supplies	39	250	250	0	250	100	100	
6212.000 Maintenance Supplies	0	0	0	0	0			
6213.000 Oils and Lubricants	0	0	0	0	0			
6220.000 Telephone	0	0	0	0	0			
6245.000 Other Contractual Services	56,766	25,000	25,000	30,807	25,000	35,000	30,000	

BUDGET WORKSHEET

City Of Gonzales

Month: 5/31/2019	Prior Year Actual	Current Year				(6)	(7)	(8)
		Original Budget	Amended Budget	Actual Thru May	Estimated Total	PROJECTED	PROPOSED	ADOPTED
Fund: 100 - General Fund								
Expenditures								
Dept: 320 Building Regulations								
6255.000 Liability Insurance	327	359	359	358	359	359	412	
6260.000 Advertising	0	150	150	0	150	150	150	
6265.000 Printing	0	0	0	0	0			
6275.000 Subscriptions and Training	0	500	1,000	1,428	1,000	1,500	500	
6530.000 Capital Outlay-Improvements	0	0	0	0	0			
Building Regulations	58,646	53,213	53,713	33,706	53,713	38,485	61,847	0
Total Expenditures	58,646	53,213	53,713	33,706	53,713	38,485	61,847	0
General Fund	155,554	111,037	78,587	66,800	59,164	72,392	134,653	0
Grand Total:	155,554	111,037	78,587	66,800	59,164	72,392	134,653	0

**Public Works Department
Budget Narrative for FY 2019-2020
Budget Unit 400**

DEPARTMENTAL MISSION

The Mission of the Public Works Department is to support the City's Vision by enhancing the quality of life of our residents through safe, courteous, and respectful service. Part of this Department's charge is planning for the future to ensure Gonzales will continue to receive utilities, and other services when needed.

DEPARTMENTAL PROGRAMS

The Public Works Department is responsible for the operation and maintenance of the following functions:

- Utility billing
- Street maintenance
- Parks maintenance
- Building maintenance
- Automotive and equipment maintenance
- Operation and maintenance of the community pool
- Special events support
- Municipal water system
- Wastewater system
- Capital improvements projects
- Issuance and tracking encroachment permits
- Water cross-connection program
- Backflow device registration and annual testing
- Project review and plan check
- Stormwater programs
- Non-point source pollution prevention program
- Emergency utility response
- Water leak detection
- Utility marking for construction projects
- Percolation pond maintenance
- Graffiti abatement
- Manage mosquito abatement
- Manage hazardous materials program
- Budget management for various funds
- Management of 13 assessment districts
- Management of and coordination with the Contract Engineering Consultant

ACCOMPLISHMENTS FOR FY 2018-2019

- Maintained operational efficiency within approved budgets.
- Coordinated efforts of and with the Contract Engineering Consultant.
- Maintained the City street system that included pothole repairs as needed.
- Managed the street striping program.
- Mowed and maintained parks in all sections of the community.
- Managed a contract landscaping firm for assessment districts.
- Maintained all City-owned buildings in an efficient manner.
- Provided support services for all City functions, including automotive fleet.
- Coordinated pool operation and maintenance.
- Provided support for community special events as requested.
- Managed and maintained the City's water production and distribution systems.
- Coordinated the utility billing process including turn-on/off for monthly billing.
- Managed and maintained the City's wastewater treatment and collection systems.
- Managed a contract for licensed wastewater plant operator.
- Trained internal staff for various certifications.
- Managed and maintained six wastewater lift stations.
- Managed a fats, oil, and grease program to minimize damage to the wastewater collection system and prevent pollution.
- Maintained a cross connection program to ensure the safety of the water system and users of the system.
- Issued and monitored encroachment permits for projects in the public right-of-way.
- Participated in plan review and project development with other departments.
- Provided general maintenance services for City-owned facilities.
- Marked all underground utilities as requested for public safety.
- Maintained percolation ponds.
- Mitigated graffiti as soon as possible.
- Coordinated stormwater program with the assistance of the City Engineer.
- Managed a mosquito abatement program.
- Planned the replacement of the Meyer Park restroom.
- Managed over 20 budget funds.

DEPARTMENTAL GOALS FOR FY 2019-2020

- Continue to provide excellent services which enhance the quality of life in Gonzales for residents, businesses, and employees. These services will be provided considering the environment, safety, courtesy, integrity, and respect.
- Provide utility services without interruption in a cost-effective manner.
- Update the Public Works Standards and Specifications.
- Continue to provide operational support services to all departments.
- Maintain programs as cost-effectively and sustainably as possible within approved budgets.
- Provide Public Works staff training and development.

- Have two certified staff persons to operate the wastewater treatment plant.
- Pursue the use of technology whenever possible to help offset the increasing demand for services.
- Improve the mosquito abatement program effectiveness by increasing coordination with the Mosquito Abatement District.

FY 2019-2020 RECOMMENDED BUDGET

This Department's FY 2019-2020 Recommended Budget represents an overall increase of \$4,986 or 3.7% in expenditures, an no change in revenues when compared to the FY 2018-2019 Approved Budget. As a result, the Requested Net Cost is increased by \$4,986.

Personnel

The Public Works Department operates with the Public Works Supervisor, a Public Works Lead Worker, Maintenance Workers, and Mechanic. The department is fully staffed less one Maintenance Worker position. Personnel expenses are shared with utilities and assessment districts. The reason for the change in expenditures is due to increase in personnel costs as a result of adding the Public Works Director/City Engineer.

Services and Supplies

This budget reflects funding for:

- Safety supplies and training
- Employee uniform services
- Staff training costs to achieve and maintain certification in several areas
- Annual service contracts including City Engineer

Capital Projects/Fixed Assets

There are no capital projects, and/or fixed assets reflected in this budget.

MAJOR POLICY CONSIDERATIONS

There are no major policy considerations reflected in the budget.

BUDGET WORKSHEET

City Of Gonzales

Month: 5/31/2019	Prior Year Actual	Current Year				(6) PROJECTED	(7) PROPOSED	(8) ADOPTED
		Original Budget	Amended Budget	Actual Thru May	Estimated Total			
Fund: 100 - General Fund								
Revenues								
Dept: 400 Public Works								
5821.000 Other Income - Reimbursements	8,000	5,000	4,000	0	4,000		5,000	
5905.000 Transfer from Sewer	0	0	0	0	0			
5915.000 Transfer from Street	0	0	0	0	0			
Public Works	8,000	5,000	4,000	0	4,000	0	5,000	0
Total Revenues	8,000	5,000	4,000	0	4,000	0	5,000	0
Expenditures								
Dept: 400 Public Works								
6110.000 Salaries-Regular Pay	57,418	44,871	44,871	80,434	44,871	65,000	47,237	
6111.000 Salaries-Overtime Pay	2,869	640	640	1,916	640	1,500	640	
6112.000 Salaries-Extra Help	0	0	0	0	0			
6113.000 Salaries-Differentials	28,597	2,032	2,032	41,524	2,032	2,032	4,494	
6120.000 Unemployment Insurance	0	0	0	0	0			
6131.000 Deferred Compensation Expense	0	0	0	0	0			
6132.000 Retirement - PERS	6,265	8,090	8,090	7,081	8,090	8,090	9,651	
6140.000 Life and Disability Insurance	767	718	718	1,238	718	718	718	
6150.000 Workers Comp Insurance	1,476	1,206	1,206	1,206	1,206	1,206	1,800	
6160.000 Social Security	6,797	3,487	3,487	9,431	3,487	3,487	3,915	
6170.000 Health and Dental Insurance	16,356	10,603	10,603	25,767	10,603	17,000	10,157	
6210.000 Special Departmental Expenses	4,911	4,500	6,000	9,334	6,000	6,000	6,000	
6211.000 Office Supplies	251	450	500	320	500	500	500	
6212.000 Maintenance Supplies	3,758	3,000	3,000	1,384	3,000	3,000	3,000	
6213.000 Oils and Lubricants	2,234	3,500	3,500	2,063	3,500	3,500	3,500	
6220.000 Telephone	0	0	0	0	0			
6235.000 Engineering and Surveying	10,873	20,000	12,000	10,342	12,000	12,000	10,000	
6245.000 Other Contractual Services	40,846	20,000	25,000	26,881	25,000	25,000	25,000	
6255.000 Liability Insurance	9,142	10,029	10,000	10,001	10,000	10,000	11,500	
6270.000 Transportation and Travel	0	0	0	0	0			
6275.000 Subscriptions and Training	1,296	2,500	2,500	2,383	2,500	2,500	2,500	
6544.000 Equipment-Computers	0	0	2,500	0	2,500	2,500		
Public Works	193,856	135,626	136,647	231,305	136,647	164,033	140,612	0
Total Expenditures	193,856	135,626	136,647	231,305	136,647	164,033	140,612	0
General Fund	-185,856	-130,626	-132,647	-231,305	-132,647	-164,033	-135,612	0
Grand Total:	-185,856	-130,626	-132,647	-231,305	-132,647	-164,033	-135,612	0

Parks
Budget Narrative for FY 2019-2020
Budget Unit 500

DEPARTMENTAL MISSION

The parks budget unit of the general fund supports the Vision of the City by enhancing the quality of life for Gonzales residents and visitors, through quality places for public gatherings and private family events. These public places are kept safe and clean through courteous and respectful service from a dedicated staff.

DEPARTMENTAL PROGRAMS

- Maintain City parks and open space.
- Provide support for all special events.

ACCOMPLISHMENTS FOR FY 2018-2019

- Supported many special events.
- Maintained parks.
- Mitigated graffiti and vandalism as soon as possible.
- Replace some trees in Central Park.

DEPARTMENTAL GOALS FOR FY 2019-2020

- Provide safe, clean, and pleasant parks and open spaces.
- Ensure park improvements are adequately maintained.
- Monitor landscaping contract.
- Improve tree trimming.
- Replace additional trees in Central Park.

FY 2019-2020 RECOMMENDED BUDGET

This Unit's FY 2019-2020 Recommended Budget represents a decrease of (\$13,912) or (12%) in expenditures, when compared to the FY 2018-2019 Approved Budget. As a result, the Requested Net Cost is decreased by (\$13,912).

Personnel

Personnel costs reflect the Public Works employees that maintain parks. There are no proposed significant changes.

Services & Supplies

This budget unit covers maintenance supplies and utilities for parks. There are no proposed significant changes.

Capital Projects/Fixed Assets

The reason for the decrease is due to no fixed assets.

MAJOR POLICY CONSIDERATIONS

Considerations are for the City of Gonzales to form a Parks and Recreation District to meet future funding challenges, and funding a Central Park Tree Management Program.

In addition, funding for a Tree Replacement Program needs to be provided as soon as feasible. Funding for this program was recommended and approved by the Transaction and Use Tax Advisory Committee.

BUDGET WORKSHEET

City Of Gonzales

Month: 5/31/2019	Prior Year Actual	Current Year				(6)	(7)	(8)
		Original Budget	Amended Budget	Actual Thru May	Estimated Total	PROJECTED	PROPOSED	ADOPTED
Fund: 100 - General Fund								
Expenditures								
Dept: 500 Parks								
6110.000 Salaries-Regular Pay	31,672	47,434	47,434	43,113	47,434	47,434	37,594	
6110.100 Salaries-Hourly Pay	10,180	0	0	0	0			
6111.000 Salaries-Overtime Pay	85	1,200	1,200	1,034	1,200	1,200	950	
6112.000 Salaries-Extra Help	0	0	0	0	0			
6113.000 Salaries-Differentials	4,065	2,590	2,590	6,023	2,590	2,590	2,031	
6120.000 Unemployment Insurance	0	0	0	0	0			
6131.000 Deferred Compensation Expense	0	0	0	0	0			
6132.000 Retirement - PERS	6,150	9,220	9,220	3,123	9,220	9,220	7,652	
6140.000 Life and Disability Insurance	414	790	790	475	790	790	615	
6150.000 Workers Comp Insurance	1,506	1,230	1,230	1,230	1,230	1,230	1,845	
6160.000 Social Security	3,524	3,919	3,919	3,862	3,919	3,919	3,105	
6170.000 Health and Dental Insurance	4,331	9,504	9,504	1,046	9,504	9,504	9,504	
6210.000 Special Departmental Expenses	6,550	10,000	8,000	2,957	8,000	8,000	5,000	
6211.000 Office Supplies	0	0	0	0	0			
6212.000 Maintenance Supplies	4,198	4,000	6,000	3,897	6,000	6,000	5,000	
6213.000 Oils and Lubricants	2,873	2,000	8,000	8,233	8,000	8,000	8,000	
6220.000 Telephone	0	0	0	0	0			
6225.000 Utilities	13,839	10,000	14,000	10,201	14,000	14,000	14,000	
6235.000 Engineering and Surveying	0	7,500	5,000	0	5,000			
6245.000 Other Contractual Services	23,368	5,000	5,000	4,277	5,000	5,000	5,000	
6255.000 Liability Insurance	1,109	1,216	1,200	1,213	1,200	1,200	1,395	
6270.000 Transportation and Travel	0	0	0	0	0			
6275.000 Subscriptions and Training	0	0	0	0	0			
6530.000 Capital Outlay-Improvements	3,899	0	0	0	0			
6544.000 Equipment-Computers	0	0	0	0	0			
Parks	117,763	115,603	123,087	90,684	123,087	118,087	101,691	0
Total Expenditures	117,763	115,603	123,087	90,684	123,087	118,087	101,691	0
General Fund	-117,763	-115,603	-123,087	-90,684	-123,087	-118,087	-101,691	0
Grand Total:	-117,763	-115,603	-123,087	-90,684	-123,087	-118,087	-101,691	0

Recreation Services
Budget Narrative for FY 2019-2020
Budget Unit 510

DEPARTMENTAL MISSION

The Recreation Department supports the Vision and Mission of the City by meeting the recreational needs and desires of the residents of Gonzales by developing, implementing, and maintaining quality programs, services, and facilities which are cost effective, creative, and responsive to resident input.

DEPARTMENTAL PROGRAM

This budget reflects all the expenditures and revenues for the City's recreational programming. It reflects youth sports, adult sports, environmental education, preschool, senior, after school and teen programming.

ACCOMPLISHMENTS FOR FY 2018-2019

- Worked with several outside agencies to continue City-wide special events, including the 4th of July, Cinco de Mayo, Holiday Lights, Health and Safety Fair, and Dia del Niño.
- Collaborated with the Gonzales Unified School District to provide the ASES funded After School Program with the goal of meeting required numbers to maintain funding levels. The program served 198 youth for the length of the school year.
- Implemented a successful Summer Day Camp Internship Program that served 17 teens.
- Increased the number of staff hired for the Summer Day Camp Program and the Collaborative After School Program.
- Added a Sports and Senior Services Coordinator.
- Increased Pre-school age recreational activities.
- Increased teenage recreational activity offerings.
- Increased Senior Programming.
- Collaborated with CAPSLO to expand the Friends, Families and Neighbors (FFN) program.

DEPARTMENTAL GOALS FOR FY 2019-2020

- Provide a wide range of recreational activities to citizens of all ages.
- Work to increase and diversify the participants in all programs.
- Work to find additional funding sources and grants for recreation.
- Increase collaboration and partnerships with the various community groups to enhance programming.

- Partner with other non-profits to enhance or supplant programs to reduce, and/or control costs.
- Increase opportunities for senior citizens, preschool, and teen groups.
- Increase collaboration with outside agencies to expand programing.
- Expand adult recreational sports programing.

FY 2019-2020 RECOMMENDED BUDGET

The Department's FY 2019-2020 Recommended Budget represents an overall decrease of \$32,394 or 15% in expenditures, and an increase of \$89,990 or 64% in revenues, when compared to the FY 2018-2019 Approved Budget. As a result, the Requested Net Cost is decreased by (\$57,596).

Revenues

The reason for the increase is due to the expected increase from enhanced recreational programs.

Personnel

The change in this category is derived by staff for the Summer Day Camp Program, City After School Program, and the addition of the Sports and Senior Programs Coordinator position.

Services and Supplies

Services and supplies reflect an increase to provide for increased numbers for the Summer Camp, as well as the minimum wage increase that took place January 1, 2019.

Capital Projects/Fixed Assets

There are no capital projects or fixed assets reflected in this budget.

MAJOR POLICY CONSIDERATIONS

There are no major policy considerations at this time. However, it is important to highlight that the Measure K Advisory Committee approved the use of the transaction and use tax to support the addition of the Sports and Senior Programs Coordinator position, as well as the Summer Day Camp Program to keep the programs affordable.

BUDGET WORKSHEET

City Of Gonzales

Month: 5/31/2019	Prior Year Actual	Current Year				(6) PROJECTED	(7) PROPOSED	(8) ADOPTED
		Original Budget	Amended Budget	Actual Thru May	Estimated Total			
Fund: 100 - General Fund								
Revenues								
Dept: 510 Recreation Services								
5637.000 Grant Proceeds	0	0	0	0	0			
5740.000 Recreation Fees	180,319	140,000	160,000	189,138	180,000	180,000	230,000	
5820.000 Other Income - Misc Payments	260	260	260	0	260		200	
5829.000 Summer Recreation Sponsorships	0	0	50	62	50	50	50	
5832.000 Foundation 4 Youth Grant	0	0	0	0	0			
5950.000 Transfer from CDBG (Non Pgm)	0	0	0	0	0			
Recreation Services	180,579	140,260	160,310	189,200	180,310	180,050	230,250	0
Total Revenues	180,579	140,260	160,310	189,200	180,310	180,050	230,250	0
Expenditures								
Dept: 510 Recreation Services								
6110.000 Salaries-Regular Pay	104,414	76,560	76,560	98,423	76,560	76,560	81,458	
6110.100 Salaries-Hourly Pay	60,214	36,000	36,000	94,367	36,000	77,188	78,000	
6111.000 Salaries-Overtime Pay	1,413	0	0	1,719	0	1,202	1,200	
6112.000 Salaries-Extra Help	0	0	0	0	0			
6113.000 Salaries-Differentials	0	0	0	1,839	0		602	
6120.000 Unemployment Insurance	0	0	0	1,056	0		90	
6131.000 Deferred Compensation Expense	0	0	0	0	0			
6132.000 Retirement - PERS	11,888	12,464	12,464	9,215	12,464	12,464	29,341	
6140.000 Life and Disability Insurance	1,139	1,684	1,684	1,041	1,684	1,684	1,283	
6150.000 Workers Comp Insurance	4,300	3,511	3,511	3,511	3,511	3,511	5,266	
6160.000 Social Security	12,329	8,435	8,435	14,586	8,435	8,435	12,108	
6170.000 Health and Dental Insurance	16,358	13,068	13,068	21,328	13,068	13,068	13,068	
6210.000 Special Departmental Expenses	93,242	81,000	81,000	58,543	81,000	70,000	81,000	
6211.000 Office Supplies	0	150	150	0	150	150	150	
6212.000 Maintenance Supplies	17,043	10,000	17,000	1,706	17,000	17,000	17,000	
6213.000 Oils and Lubricants	442	500	500	141	500	500	500	
6220.000 Telephone	377	200	400	390	400	400	400	
6225.000 Utilities	3,607	4,000	4,000	1,987	4,000	4,000	4,000	
6235.000 Engineering and Surveying	0	0	0	0	0			
6245.000 Other Contractual Services	2,602	2,500	5,000	9,827	5,000	5,000	5,000	
6255.000 Liability Insurance	0	0	0	0	0			
6265.000 Printing	0	0	0	0	0			
6270.000 Transportation and Travel	7,960	0	5,000	4,358	5,000	5,000	5,000	
6275.000 Subscriptions and Training	75	500	2,500	267	2,500	2,500	2,500	
6544.000 Equipment-Computers	0	0	0	0	0			
6905.000 Transfers Out	-30,000	-30,000	-30,000	-30,000	-30,000	-85,000	-85,000	

BUDGET WORKSHEET

City Of Gonzales

Month: 5/31/2019	Prior Year Actual	Current Year				(6)	(7)	(8)
		Original Budget	Amended Budget	Actual Thru May	Estimated Total	PROJECTED	PROPOSED	ADOPTED
Fund: 100 - General Fund								
Expenditures								
Recreation Services	307,403	220,572	237,272	294,304	237,272	213,662	252,966	0
Total Expenditures	307,403	220,572	237,272	294,304	237,272	213,662	252,966	0
General Fund	-126,824	-80,312	-76,962	-105,104	-56,962	-33,612	-22,716	0
Grand Total:	-126,824	-80,312	-76,962	-105,104	-56,962	-33,612	-22,716	0

**After School Program
Budget Narrative for FY 2019-2020
Budget Unit 511**

DEPARTMENTAL MISSION

The Recreation Department supports the Vision and Mission of the City by meeting the recreational needs and desires of the residents of Gonzales by developing, implementing, and maintaining quality programs, services, and facilities which are cost effective, creative, and responsive to resident input.

DEPARTMENTAL PROGRAM

This budget was established to reflect all the expenditures and revenues for the After School Program, which started at the request of the school to provide recreational enrichment programming to La Gloria Elementary and Fairview Middle School after school.

ACCOMPLISHMENTS FOR FY 2018-2019

- Collaborated with the Gonzales Unified School District to provide the ASES funded After School Program with the goal of meeting required numbers to maintain funding levels. The program served 198 youth for the length of the school year.

DEPARTMENTAL GOALS FOR FY 2019-2020

- Transition from the ASES Program, which the school is taking back, to the City Kid Power Program.

FY 2019-2020 RECOMMENDED BUDGET

The Department's FY 2019-2020 Recommended Budget represents a decrease of (\$79,979) or (37%) in expenditures, and (\$90,000) or (53%) in revenues, when compared to the FY 2018-2019 Approved Budget. As a result, the Requested Net Cost is increased by \$10,021.

Revenues

The decrease in revenues is due to the shift from the ASES funded After School Program to a City funded Kid Power After School Program. In order to keep the program affordable, fees are being kept low, which is possible because of an increase allocation from the TUT Advisory Committee.

Personnel

Salaries and benefits reflect the cost for the part-time staff needed to provide the program, as well as a portion of the Youth Coordinator.

Services and Supplies

There are no costs reflected in this category.

Capital Projects/Fixed Assets

There are no capital projects or fixed assets reflected in this budget.

MAJOR POLICY CONSIDERATIONS

The City and the School District collaboration will change in FY 2019-2020.

As mentioned above, the FY 2019-2020 After School Program will be transitioned from the ASES funded program to the City funded Kid Power Program.

BUDGET WORKSHEET

City Of Gonzales

Month: 5/31/2019	Prior Year Actual	Current Year			Estimated Total	(6) PROJECTED	(7) PROPOSED	(8) ADOPTED
		Original Budget	Amended Budget	Actual Thru May				
Fund: 100 - General Fund								
Revenues								
Dept: 511 After School Program								
5740.000 Recreation Fees	0	0	0	0	0		80,000	
5820.000 Other Income - Misc Payments	155,894	170,000	140,000	59,373	140,000	130,000		
After School Program	155,894	170,000	140,000	59,373	140,000	130,000	80,000	0
Total Revenues	155,894	170,000	140,000	59,373	140,000	130,000	80,000	0
Expenditures								
Dept: 511 After School Program								
6110.000 Salaries-Regular Pay	961	27,180	27,180	1,165	27,180	27,180	62,507	
6110.100 Salaries-Hourly Pay	82,393	160,000	130,000	89,647	130,000	70,000	53,000	
6111.000 Salaries-Overtime Pay	2,240	0	0	198	0	500	500	
6132.000 Retirement - PERS	184	2,990	2,990	1,575	2,990	2,990	11,789	
6140.000 Life and Disability Insurance	0	463	463	0	463	463	1,034	
6150.000 Workers Comp Insurance	0	0	0	0	0		6,000	
6160.000 Social Security	6,580	14,931	14,931	6,962	14,931	14,931	8,875	
6170.000 Health and Dental Insurance	0	8,910	8,910	0	8,910	8,910	20,790	
6210.000 Special Departmental Expenses	23,456	30,000	20,000	13,026	20,000	20,000	15,000	
6905.000 Transfers Out	-30,000	-30,000	-30,000	-30,000	-30,000	-30,000	-45,000	
After School Program	85,814	214,474	174,474	82,573	174,474	114,974	134,495	0
Total Expenditures	85,814	214,474	174,474	82,573	174,474	114,974	134,495	0
General Fund	70,080	-44,474	-34,474	-23,200	-34,474	15,026	-54,495	0
Grand Total:	70,080	-44,474	-34,474	-23,200	-34,474	15,026	-54,495	0

City Aquatics
Budget Narrative for FY 2019-2020
Budget Unit 515

DEPARTMENTAL MISSION

The Aquatics Program supports the Vision and Mission of the City by providing a safe environment for aquatic recreation, teach aquatic safety through swim lessons, and provide opportunities for Gonzales residents to enjoy aquatic recreation, and to manage fiscal resources responsibly.

DEPARTMENTAL PROGRAMS

This program provides all the expenditures for the operation and management of the City Aquatics (Pool) Program. It includes programs like open swim, swim team, movies at the pool, pool parties, and swim lessons.

ACCOMPLISHMENTS FOR FY 2018-2019

- Expanded the surrounding facility of the pool.
- Operated all season in a safe manner.
- Increased number of participants in Swim Lesson Programs.
- Collaborated with the Gonzales Unified School District to offer Water Safety instruction to Summer School Participants, as well as students in the Special Education Classes from Gonzales High School.
- Changed over to Swim University Curriculum.

DEPARTMENTAL GOALS FOR FY 2019-2020

- Continue safe operations with no major injuries.
- Teach and practice safety as part of all activities.
- Successfully manage sustainable programs.

FY 2019-2020 RECOMMENDED BUDGET

The Department's FY 2019-2020 Recommended Budget represents an overall increase of \$28,743 or 45% in expenditures, and a decrease of (\$10,000) or (20%) in revenues, when compared to the FY 2018-2019 Approved Budget. As a result, the Requested Net Cost is increased by \$38,743.

Revenues

Revenues have been adjusted to reflect anticipated use.

Personnel

Staffing costs have been adjusted to reflect the increase to the minimum wage, and also to have adequate personnel to continue to offer outstanding customer service.

Services and Supplies

The main reason for the increase in services and supplies is in Special Department Expense to cover pool supplies and other items that may be necessary during the pool season.

Capital Projects/Fixed Assets

There are no capital projects or fixed assets reflected in this budget.

MAJOR POLICY CONSIDERATIONS

There are no major policy considerations at this time.

BUDGET WORKSHEET

City Of Gonzales

Month: 5/31/2019	Prior Year Actual	Current Year			Estimated Total	(6) PROJECTED	(7) PROPOSED	(8) ADOPTED
		Original Budget	Amended Budget	Actual Thru May				
Fund: 100 - General Fund								
Revenues								
Dept: 515 City Aquatics Program								
5741.000 Pool Revenue	39,521	50,000	40,000	21,907	40,000	40,000	40,000	
5830.000 Debt Proceeds	0	0	0	0	0			
City Aquatics Program	39,521	50,000	40,000	21,907	40,000	40,000	40,000	0
Total Revenues	39,521	50,000	40,000	21,907	40,000	40,000	40,000	0
Expenditures								
Dept: 515 City Aquatics Program								
6110.000 Salaries-Regular Pay	-4,675	0	0	-4,743	0			
6110.100 Salaries-Hourly Pay	45,563	30,500	30,500	30,642	30,500	40,000	40,000	
6111.000 Salaries-Overtime Pay	651	0	0	27	0			
6112.000 Salaries-Extra Help	0	0	0	0	0			
6120.000 Unemployment Insurance	0	0	0	0	0			
6132.000 Retirement - PERS	69	0	0	521	0			
6150.000 Workers Comp Insurance	6,035	4,929	4,929	4,929	4,929	4,929	7,395	
6160.000 Social Security	3,178	2,333	2,333	1,983	2,333	2,333	3,060	
6210.000 Special Departmental Expenses	18,897	0	15,000	9,103	15,000	15,000	15,000	
6211.000 Office Supplies	0	0	0	0	0			
6212.000 Maintenance Supplies	10,276	7,000	7,000	3,134	7,000	7,000	7,000	
6220.000 Telephone	0	0	0	0	0			
6225.000 Utilities	12,680	14,000	14,000	8,197	14,000	14,000	14,000	
6235.000 Engineering and Surveying	0	0	0	0	0			
6245.000 Other Contractual Services	4,628	2,000	5,500	5,452	5,500	5,300	3,000	
6255.000 Liability Insurance	305	335	335	334	335	335	385	
6260.000 Advertising	0	0	0	0	0			
6275.000 Subscriptions and Training	100	2,500	2,500	0	2,500	2,500	2,500	
6530.000 Capital Outlay-Improvements	1,072	0	0	0	0			
6540.000 Capital Outlay-Equipment	0	0	0	0	0			
City Aquatics Program	98,779	63,597	82,097	59,579	82,097	91,397	92,340	0
Total Expenditures	98,779	63,597	82,097	59,579	82,097	91,397	92,340	0
General Fund	-59,258	-13,597	-42,097	-37,672	-42,097	-51,397	-52,340	0
Grand Total:	-59,258	-13,597	-42,097	-37,672	-42,097	-51,397	-52,340	0

Youth Development and Leadership Initiative

Budget Narrative for FY 2019-2020

Budget Unit 550

DEPARTMENTAL MISSION

The budget unit was created to keep track of some of the youth leadership programming and development underway.

DEPARTMENTAL PROGRAMS

The City of Gonzales has been coordinating with the Gonzales Unified School District (GUSD) and other Agencies, to implement positive change strategies for our youth. These efforts include the Gonzales Youth Council and the *Ensuring Gonzales Youth Achieve 21st Century Success* Initiative.

ACCOMPLISHMENTS FOR FY 2018-2019

- Continued work with the Youth Commissioners.
- The Gonzales Youth Council (GYC) took an active part in the formation of policy and program development. One of the successes was the recommendation and approval by the City Council of the development of a Teen Innovation Center.
- Continued growing the *Ensuring Gonzales Youth Achieve 21st Century Success* Initiative.

DEPARTMENTAL GOALS FOR FY 2019-2020

The joint vision shared by the City Council and School Board includes:

- Continue working with the Youth Commissioners and GYC.
- Continue to develop and bring back specific ways to create learning expectations for students k-12 that will teach them how to engage with community partners and businesses, and give them the skills to become progressively more engaged in the community.
- Continue to develop and bring back specific ways to create concrete engagement with the community, private sector, higher education, and external agencies and non-profits.
- Continue nurturing and developing the working relationship and commitment to continue these efforts of collaboration, that focuses on what is best for our youth and our community, as our standard mode of operation.
- Work with the GYC to construct the Teen Innovation Center.
- Continue taking a leadership position in South County as the lead agency on a contract with Sun Street Centers to continue to provide the “Road to Success” Youth Diversion Program.

FY 2019-2020 RECOMMENDED BUDGET

The Department's FY 2019-2020 Recommended Budget reflects an increase of \$55,382 or 74% in expenditures, and \$5,000 in revenues, when compared to the FY 2018-2019 Approved Budget. As a result, the Requested Net City Cost is increased by \$50,382.

Revenues

There is minimal revenue reflected for FY 2019-2020.

Expenditures

The reason for the increase is more resources are being programed by the TUT Advisory Committee for programs in this area. Expenditures reflected in the budget are for (a) continued work on the Families Friends and Neighbors (FFN) project; (b) the different pieces of *Ensuring Gonzales Youth Achieve 21st Century Success* Initiative; and (c) funding the City's allocated contribution for the Hartnell Promise program.

MAJOR POLICY CONSIDERATIONS

There are no major policy considerations reflected in this budget.

BUDGET WORKSHEET

City Of Gonzales

Month: 5/31/2019	Prior Year Actual	Current Year				(6)	(7)	(8)
		Original Budget	Amended Budget	Actual Thru May	Estimated Total	PROJECTED	PROPOSED	ADOPTED
Fund: 100 - General Fund								
Revenues								
Dept: 550 Youth Development & Leadership								
5637.000 Grant Proceeds	17,100	0	0	0	0			
5821.000 Other Income - Reimbursements	0	0	0	2,050	2,050	2,050	5,000	
5970.000 Transfer from TUT 800	0	0	0	0	0			
Youth Development & Leadership	17,100	0	0	2,050	2,050	2,050	5,000	0
Total Revenues	17,100	0	0	2,050	2,050	2,050	5,000	0
Expenditures								
Dept: 550 Youth Development & Leadership								
6110.000 Salaries-Regular Pay	0	0	0	0	0			
6110.100 Salaries-Hourly Pay	0	0	0	0	0	5,000	5,000	
6160.000 Social Security	0	0	0	0	0		382	
6210.000 Special Departmental Expenses	1,264	15,000	15,000	97	15,000	10,000	10,000	
6245.000 Other Contractual Services	6,719	60,000	60,000	60,000	60,000	75,000	90,000	
6413.000 Hartnell Promise	0	0	0	0	0		25,000	
Youth Development & Leadership	7,983	75,000	75,000	60,097	75,000	90,000	130,382	0
Total Expenditures	7,983	75,000	75,000	60,097	75,000	90,000	130,382	0
General Fund	9,117	-75,000	-75,000	-58,047	-72,950	-87,950	-125,382	0
Grand Total:	9,117	-75,000	-75,000	-58,047	-72,950	-87,950	-125,382	0

**Gonzales Quality of Life Temporary Tax Measure
Budget Narrative for FY 2019-2020
Budget Unit 800**

DEPARTMENTAL MISSION

This budget unit is administered by the City Manager’s Office whose Mission supports the Vision of the City by working to enhance the quality of life of our residents in an environment of safety, courtesy, integrity, and respect. This budget unit was created to keep track of the incoming revenue associated with the Measure ‘K’ Transaction and Use Tax, and monitor the associated expenditures, including the transfers out to other budget units and funds.

DEPARTMENTAL PROGRAMS

On November 4, 2014, 65 percent (65%) of Gonzales voters approved Measure ‘K’, enacting a one-half percent (0.5%) transactions and use tax. Revenue generated by the tax has provided the City with the financial flexibility to continue to move the City forward with a number of proactive and quality-of-life programs. The City’s authority to levy the tax expires on the tenth anniversary of the last day of the calendar quarter preceding the operative date.

ACCOMPLISHMENTS FOR FY 2018-2019

- Completed the list of services/programs and funding allocations recommended by the Measure ‘K’ Oversight Committee and approved by the City Council. These services and programs are reflected over three budgets, Youth Development & Leadership (*Budget Unit 550*), Debt Service (*Budget Unit 900*), and this one, which included:
 - Providing match funds for the Sports and Senior Programs Coordinator position, and After School and Day Camp.
 - Funding the Community Participation Grants.
 - Providing funding for the Police Community, Business and Neighborhood Watch Program.
 - Providing funding for the (a) the Community Tree Replacement Program; (b) resurfacing the basketball courts at Central and Meyer Parks, and (c) the repair of the fencing at Centennial Park.

DEPARTMENTAL GOALS FOR FY 2019-2020

The Goals for FY 2019-2020 are to fully fund and support the efforts and programs recommended by the Measure ‘K’ Oversight Committee for this budget, which reflects:

- Match funds for the Sports and Senior Programs Coordinator position, and the afterschool and day camp programs;
- Increase the funds available for the funded Community Participation Grants;
- Funds for the Police Community, Business and Neighborhood Watch Program;
- Match funds to partner with the Gonzales Unified School District to provide professional crossing guards; and
- Set aside programmed reserve.

FY 2019-2020 RECOMMENDED BUDGET

The Department’s FY 2019-2020 Recommended Budget represents an overall decrease (\$135,000) or (31%) in expenditures, and an increase of \$60,000 or 11% in revenues, when compared to the FY 2018-2019 Approved Budget. However, unlike the other General Fund budgets, looking at the Net Cost for this budget unit is not very relevant because while all the TUT revenue is reflected in this budget, in addition to this budget, it is used to fund the expenditures in Budget Units 550 and 800.

Revenues

Revenues reported in this budget unit are those associated with the proceeds collected from the one-half percent (0.5%) transactions and use tax. The increase is based on prior year activity and projections from the HdL Companies (City’s sales tax consultants).

Expenditures

Expenditures in the budget unit represent the costs paid to the State Board of Equalization with regard to administration and oversight, and those programs and services funded by tax revenues that are recommended by the Measure ‘K’ Oversight Committee, and approved by the City Council.

Personnel

While the City Manager, Community Development Director, and other Department Heads will participate in the completion of program tasks and duties, no salaries and benefits are allocated to this budget.

Services and Supplies

The budget reflects a mix of appropriations for the committee to utilize as part of their recommendations to the Council listed above in the FY 2019-2020 Goals.

Fixed Assets

Similar to the services and supplies categories, the budget reflects a mix of appropriations for the committee to utilize as part of their recommendations to the Council listed above in the FY 2019-2020 Goals.

MAJOR POLICY CONSIDERATIONS

The Measure 'K' Oversight Committee is appointed by the City Council to provide advisory recommendations on an annual spending plan for Measure 'K' revenues to the City Council.

BUDGET WORKSHEET

City Of Gonzales

Month: 5/31/2019	Prior Year Actual	Current Year				(6)	(7)	(8)
		Original Budget	Amended Budget	Actual Thru May	Estimated Total	PROJECTED	PROPOSED	ADOPTED
Fund: 100 - General Fund								
Revenues								
Dept: 800 TUT								
5211.000 Voter Approved Sales Tax	585,577	560,000	600,000	439,229	600,000	600,000	620,000	
5821.000 Other Income - Reimbursements	52	0	0	0	0			
TUT	585,629	560,000	600,000	439,229	600,000	600,000	620,000	0
Total Revenues	585,629	560,000	600,000	439,229	600,000	600,000	620,000	0
Expenditures								
Dept: 800 TUT								
6210.000 Special Departmental Expenses	3,669	15,000	15,000	4,789	15,000	15,000	15,000	
6245.000 Other Contractual Services	101,050	110,000	110,000	141,000	110,000	45,000	90,000	
6410.000 Comm Dev Grant Program	24,680	25,000	25,000	22,976	25,000	22,500	30,000	
6412.000 After School / Day Camp	60,000	90,000	90,000	0	90,000	90,000	130,000	
6530.000 Capital Outlay-Improvements	195,227	182,000	182,000	0	182,000	85,000	30,000	
6542.000 Equipment-Vehicles	0	8,000	8,000	0	8,000	8,000		
6544.000 Equipment-Computers	0	0	0	0	0			
TUT	384,626	430,000	430,000	168,765	430,000	265,500	295,000	0
Total Expenditures	384,626	430,000	430,000	168,765	430,000	265,500	295,000	0
General Fund	201,003	130,000	170,000	270,464	170,000	334,500	325,000	0
Grand Total:	201,003	130,000	170,000	270,464	170,000	334,500	325,000	0

**General Fund Debt Service
Budget Narrative for FY 2019-2020
Budget Unit 900**

DEPARTMENTAL MISSION

This is the budget unit that was set up to track the General Fund debt service payments. It currently reflects the General Fund debt service payments for the (a) Community Pool Renovation Project, and (b) Phase II of the Solar Project.

ACCOMPLISHMENTS FOR FY 2018-2019

- Made the debt service payment.

DEPARTMENTAL GOALS FOR FY 2019-2020

- As needed, used this budget to track General Fund debt payments.

FY 2019-2020 RECOMMENDED BUDGET

The Department's FY 2019-2020 Recommended Budget reflects no change in expenditures, when compared to the FY 2018-2019 Approved Budget. As a result, the Requested Net City Cost is unchanged.

Personnel

No costs are reflected in this area.

Services and Supplies

The only cost in this area is reflecting the appropriation for debt interest and principal for the Community Pool Renovation Project that is being covered by TUT revenues.

Capital Projects/Fixed Assets

No costs are reflected in this area.

MAJOR POLICY CONSIDERATIONS

There are no major policy considerations reflected in this budget.

BUDGET WORKSHEET

City Of Gonzales

Month: 5/31/2019	Prior Year Actual	Current Year				(6)	(7)	(8)
		Original Budget	Amended Budget	Actual Thru May	Estimated Total	PROJECTED	PROPOSED	ADOPTED
Fund: 100 - General Fund								
Revenues								
Dept: 900 Debt Service								
5830.000 Debt Proceeds	0	0	0	0	0			
5935.000 Transfer from Gonzales SA	0	0	0	0	0			
Debt Service	0	0	0	0	0	0	0	0
Total Revenues	0	0	0	0	0	0	0	0
Expenditures								
Dept: 900 Debt Service								
6301.000 Bank Charges	15	0	0	30	0	30		
6610.000 Interest Expense	42,135	39,608	39,608	39,526	39,608	39,608	36,996	
6620.000 Principal Reduction	87,505	90,043	90,043	90,043	90,043	90,043	92,655	
6635.000 Bond Issuance Costs	0	0	0	0	0			
6905.000 Transfers Out	0	0	0	0	0			
6935.000 Transfer to RDA	0	0	0	0	0			
Debt Service	129,655	129,651	129,651	129,599	129,651	129,681	129,651	0
Total Expenditures	129,655	129,651	129,651	129,599	129,651	129,681	129,651	0
General Fund	-129,655	-129,651	-129,651	-129,599	-129,651	-129,681	-129,651	0
Grand Total:	-129,655	-129,651	-129,651	-129,599	-129,651	-129,681	-129,651	0

**Community Development
Budget Narrative for FY 2019-2020
Budget Fund 120**

DEPARTMENTAL MISSION

The Community Development Fund addresses a range of projects of general benefit to the community that are supported by the Small Cities Community Development Block Grant (CDBG) Program, the HOME Program, and other public grant sources. Projects include development of affordable housing, rehabilitation of housing, and other housing related activities. Projects may also include development of public infrastructure and improvements such as streets, paving, sidewalks, and similar facilities of benefit to lower income members of the community.

Fund 120 sets forth revenues secured by approved grants from the Community Development Block Grant (CDBG) and other sources, and Program Income received from repayment of previous loans. The expenditure portion of Fund 120 identifies the expected dispersal of these funds to City departments, and consultants assisting the City.

ACCOMPLISHMENTS FOR FY 2018-2019

For the FY there has been no activity related to this fund.

DEPARTMENTAL GOALS FOR FY 2019-2020

- Continue coordinating with the City's Economic Development Committee on the implementation of measures contained in the City's Economic Development Strategy and Action Plan for business retention, development, and attraction.
- Seek and apply for a grant from the State Department of Housing and Community Development (HCD) from the HOME Investment Partnership Grant Program, for grant funds associated with the rehabilitation of homeowner occupied dwellings.
- Continue to search out new grant opportunities.

FY 2019-2020 RECOMMENDED BUDGET

The Department's FY 2019-2020 Recommended Budget reflects \$85,000 in expenditures, and no change in revenues, when compared to the FY 2018-2019 Approved Budget. As a result the Net Cost is increased by \$80,800.

Revenues

The revenues for the Fund's activities are currently derived from interest only. Other than interest revenue, no new program revenues are anticipated.

Expenditures

The expenditures reflected in the budget are for anticipated consultant services and other items or initiatives to reinvigorate the programs, and efforts help develop a Downtown Business Improvement District and set up a Business Façade and Improvement Grant Program to grow our local businesses.

MAJOR POLICY CONSIDERATIONS

As mentioned above, work is underway with the County to obtain consultant and resources to help develop a Downtown Business Improvement District and set up Business Façade and Improvement Grant Program. It is anticipated that an agreement will be presented to the Council for consideration during the fiscal year.

BUDGET WORKSHEET

City Of Gonzales

Month: 5/31/2019	Prior Year Actual	Current Year				(6)	(7)	(8)
		Original Budget	Amended Budget	Actual Thru May	Estimated Total	PROJECTED	PROPOSED	ADOPTED
Fund: 120 - Community Development								
Revenues								
Dept: 000								
5515.000 Interest Income	4,915	4,200	4,200	4,644	4,200	4,200	4,200	
5626.000 CDBG - Housing Rehabilitation	0	0	0	0	0			
5627.000 CDBG - Planning & Tech Assist	0	0	0	0	0			
5628.000 CDBG - Other Misc Programs	0	0	0	0	0			
5860.000 Principal Payments Received	363	0	0	0	0			
Dept: 000	5,278	4,200	4,200	4,644	4,200	4,200	4,200	0
Total Revenues	5,278	4,200	4,200	4,644	4,200	4,200	4,200	0
Expenditures								
Dept: 000								
6210.000 Special Departmental Expenses	0	0	0	0	0		50,000	
6211.000 Office Supplies	0	0	0	0	0			
6212.000 Maintenance Supplies	0	0	0	0	0			
6230.000 Legal and Accounting	0	0	0	0	0			
6235.000 Engineering and Surveying	0	0	0	0	0			
6245.000 Other Contractual Services	4,750	0	0	0	0		25,000	
6260.000 Advertising	0	0	0	0	0			
6275.000 Subscriptions and Training	0	0	0	0	0			
6328.000 Loan Advances	0	0	0	0	0			
6334.000 CDBG Loan Payments	0	0	0	0	0			
6900.000 Transfers to General Fund	0	0	0	0	0		10,000	
Dept: 000	4,750	0	0	0	0	0	85,000	0
Total Expenditures	4,750	0	0	0	0	0	85,000	0
Community Development	528	4,200	4,200	4,644	4,200	4,200	-80,800	0

**Business Loan Grant Program
Budget Narrative for FY 2019-2020
Budget Fund 123**

DEPARTMENTAL MISSION

The fund is administered by the Community Development Department and was established to track expenditures and revenues for the Community Development Business Assistance Loan Grant Program. Funds under this program are restricted to certain eligible costs, including: operating capital; furniture fixtures and equipment (FF&E); rehabilitation of leased space or owned buildings (including engineering and architectural and local permits or fees); purchase of manufacturing equipment (with or without installation costs); refinancing of existing debt in conjunction with financing other eligible costs; purchase of real property; required offsite improvements; or relocation grants for persons displaced due to funding of the project.

Fund 123 sets forth revenues secured by approved grants from the Small City's Community Development Block Grant (CDBG) Program and other sources, and program income received from repayment of loans once made.

ACCOMPLISHMENTS FOR FY 2018-2019

- Continued work with the City's Business Loan Consultant to market and promote the program to small businesses in the City.
- Introduced the City's business loan program to a pending new business owner (Casey Aguilar of Rustic Coffee) who would roast coffee beans and operate a 'brick and mortar' coffee shop.
- Introduced the City's business loan program to an existing business – a trucking company with the home office at 749 Hereford Dr, Gonzales.

DEPARTMENTAL GOALS FOR FY 2019-2020

- Actively market the Business Assistance Loan Program, and at a minimum, loan funds to two businesses.
- Set a couple of dates in the FY for City staff and the Program consultant (Angel Johnstone) to meet with grant recipients.

FY 2019-2020 RECOMMENDED BUDGET

The Department's FY 2019-2020 Recommended Budget reflects an increase of \$27,000 or 17% in expenditures, and \$14,500 or 41% in revenues, when compared to the FY 2018-2019 Approved Budget. As a result, the Fund's Net Cost is increased by \$12,500.

The revenues in the Fund are derived from principal and interest payments associated with business assistance loans granted in previous years, and from grant funding received from

the State Department of Housing and Community Development ('HCD').

The Fund's revenues and expenditures vary from year to year depending on how many loans the City is able to make in a given year, and/or if grant funds are available to loan.

Estimated Fund Balance

The year-end Fund Balance is estimated to be \$390,000 as of June 30, 2019.

Revenues

Revenues are modest for this Fund and represent Principal Payments Received.

Expenditures

Expenditures are estimated at \$21,000 for oversight and the City's business consultant.

Loan Advances

The Recommended Budget reflects an estimate of \$150,000 in new loan potentials.

MAJOR POLICY CONSIDERATIONS

As mentioned above, a vigorous effort will be brought forward to market the program and implement a micro loan program.

BUDGET WORKSHEET

City Of Gonzales

Month: 5/31/2019	Prior Year Actual	Current Year				(6)	(7)	(8)
		Original Budget	Amended Budget	Actual Thru May	Estimated Total	PROJECTED	PROPOSED	ADOPTED
Fund: 123 - Business Loan Grant								
Revenues								
Dept: 000								
5515.000 Interest Income	8,584	8,000	8,000	8,233	8,000	10,000	10,000	
5620.000 CDBG - Revolving Loan Program	0	0	0	0	0			
5628.000 CDBG - Other Misc Programs	0	0	0	0	0			
5637.000 Grant Proceeds	0	0	0	0	0			
5860.000 Principal Payments Received	323,261	27,500	27,500	40,501	27,500	40,000	40,000	
5935.000 Transfer from Gonzales SA	0	0	0	0	0			
Dept: 000	331,845	35,500	35,500	48,734	35,500	50,000	50,000	0
Total Revenues	331,845	35,500	35,500	48,734	35,500	50,000	50,000	0
Expenditures								
Dept: 000								
6210.000 Special Departmental Expenses	0	1,000	1,000	0	1,000	1,000	1,000	
6245.000 Other Contractual Services	6,649	8,000	15,000	10,930	15,000	15,000	20,000	
6260.000 Advertising	0	0	0	0	0			
6328.000 Loan Advances	52,064	150,000	150,000	70,000	150,000	150,000	150,000	
6335.000 Block Grant Expenditures	0	0	0	0	0			
6900.000 Transfers to General Fund	0	0	0	0	0	15,000	15,000	
Dept: 000	58,713	159,000	166,000	80,930	166,000	181,000	186,000	0
Total Expenditures	58,713	159,000	166,000	80,930	166,000	181,000	186,000	0
Business Loan Grant	273,132	-123,500	-130,500	-32,196	-130,500	-131,000	-136,000	0

**Air Pollution Control Fund
Budget Narrative for FY 2019-2020
Budget Fund 124**

DEPARTMENTAL MISSION

This fund tracks air pollution control funds to reduce transportation-related pollution. The Monterey Bay Area Unified Air Pollution Control District's AB2766 Program allowed Gonzales to loan funds for transportation-related pollution reduction measures. The funds are tracked in this budget.

ACCOMPLISHMENTS FOR FY 2018-2019

- Monitored loan repayment.

DEPARTMENTAL GOALS FOR FY 2019-2020

- Continue to monitor loan repayment.
- Purchase a replacement electric vehicle.
- Provide funding for update of city's climate action plan

FY 2019-2020 RECOMMENDED BUDGET

This Fund's FY 2019-2020 Recommended Budget represents no change in revenues, and a decrease of (\$5,000) or (33%) in expenditures, when compared to the FY 2018-2019 Approved Budget. As a result, the Requested Net Cost is decreased by (\$5,000).

Estimated Fund Balance

The year-end Fund Balance is estimated to be \$11,000 as of June 30, 2019.

Revenues

Revenues are derived from the repayment of a pollution control loan that was provided for the construction of a Bio-diesel Fueling Station.

Personnel

No costs are reflected in this area.

Services and Supplies

There are no costs reflected in services and supplies.

Capital Projects/Fixed Assets

\$10,000 is recommended to be set aside to purchase an electric vehicle if awarded another grant.

MAJOR POLICY CONSIDERATIONS

No policy considerations are required at this time for this budget. When funds accumulate, the Council can prioritize the use of these funds.

BUDGET WORKSHEET

City Of Gonzales

Month: 5/31/2019	Prior Year Actual	Current Year				(6)	(7)	(8)
		Original Budget	Amended Budget	Actual Thru May	Estimated Total	PROJECTED	PROPOSED	ADOPTED
Fund: 124 - Air Pollution Control Fund								
Revenues								
Dept: 000								
5515.000 Interest Income	2,117	2,500	2,500	2,064	2,500	2,500	2,500	
5637.000 Grant Proceeds	0	0	0	0	0			
5820.000 Other Income - Misc Payments	0	0	0	0	0			
5860.000 Principal Payments Received	12,141	13,000	13,000	13,490	13,000	13,000	13,000	
Dept: 000	14,258	15,500	15,500	15,554	15,500	15,500	15,500	0
Total Revenues	14,258	15,500	15,500	15,554	15,500	15,500	15,500	0
Expenditures								
Dept: 000								
6210.000 Special Departmental Expenses	0	0	0	0	0			
6245.000 Other Contractual Services	17,000	0	0	3,375	0	3,500		
6542.000 Equipment-Vehicles	0	15,000	15,000	0	15,000	15,000	10,000	
Dept: 000	17,000	15,000	15,000	3,375	15,000	18,500	10,000	0
Total Expenditures	17,000	15,000	15,000	3,375	15,000	18,500	10,000	0
Air Pollution Control Fund	-2,742	500	500	12,179	500	-3,000	5,500	0

Urban County
Community Development Block Grant (CDBG) Fund
Budget Narrative for FY 2019-2020
Budget Fund 127

DEPARTMENTAL MISSION

This Fund is administered by the Community Development Department, and was established to fund the Community Development Block Grant (CDBG) Programs funded by the Federal Department of Housing and Urban Development (HUD), through the City's participation in the Urban Entitlement County together with the City of Greenfield, Sand City, and the County of Monterey. The financial resources supporting the fund are grant funds awarded to the Urban County participants by HUD.

ACCOMPLISHMENTS FOR FY 2018-2019

- Completed the re-roof of the Council Chambers, and began the project to install a shade structure at Centennial Park.

DEPARTMENTAL GOALS FOR FY 2019-2020

- Bring forward a recommendation for the use of those funds early in the fiscal year.

FY 2019-2020 RECOMMENDED BUDGET

This Fund's 2019-2020 Recommended Budget reflects minimal change to both expenditures and revenues, when compared to the FY 2018-2019 Approved Budget.

The Fund's revenues and expenditures vary from year to year depending City staff's ability to capture grant funds provided by HUD, and the formula for grant disbursement used by the County.

Revenues

Revenues reflected in this fund are grant funds awarded to the Urban County participants by HUD.

Expenditures

Expenditures reflected in this Fund are for grant expenditures, which are currently unprogrammed.

MAJOR POLICY CONSIDERATIONS

The Funds are currently unprogrammed. A recommendation will be brought to the Council early in the fiscal year for use of these funds.

BUDGET WORKSHEET

City Of Gonzales

Month: 5/31/2019	Prior Year Actual	Current Year				(6)	(7)	(8)
		Original Budget	Amended Budget	Actual Thru May	Estimated Total	PROJECTED	PROPOSED	ADOPTED
Fund: 127 - CDBG - Urban County								
Revenues								
Dept: 000								
5637.000 Grant Proceeds	176,509	180,760	180,760	0	180,760	180,760	180,805	
Dept: 000	176,509	180,760	180,760	0	180,760	180,760	180,805	0
Total Revenues	176,509	180,760	180,760	0	180,760	180,760	180,805	0
Expenditures								
Dept: 000								
6210.000 Special Departmental Expenses	268	1,000	1,000	0	1,000	1,000	1,000	
6235.000 Engineering and Surveying	2,425	0	0	0	0			
6245.000 Other Contractual Services	0	0	0	0	0			
6530.000 Capital Outlay-Improvements	118,739	163,865	163,865	0	163,865	163,865	165,000	
6540.000 Capital Outlay-Equipment	0	0	0	0	0			
6900.000 Transfers to General Fund	14,805	14,805	14,805	14,805	14,805	14,805	14,805	
6905.000 Transfers Out	0	0	0	0	0			
Dept: 000	136,237	179,670	179,670	14,805	179,670	179,670	180,805	0
Total Expenditures	136,237	179,670	179,670	14,805	179,670	179,670	180,805	0
CDBG - Urban County	40,272	1,090	1,090	-14,805	1,090	1,090	0	0

Street Fund
Budget Narrative for FY 2019-2020
Budget Fund 130

DEPARTMENTAL MISSION

This fund includes maintenance, improvements, signage, landscaping, oversight and management of the street system. Assigned employee salaries and benefits are included in this fund.

ACCOMPLISHMENTS FOR FY 2018-2019

- Maintained the City's streets through pothole repairs as needed.
- Maintained streetscape as efficiently as possible.
- Maintained street striping and signage.
- Maintained the stormwater drainage and retention pond system.
- Implemented year-five programs of the stormwater program.
- Fifth Street Bridge Pilot Program for directing vehicles in an effort to improve traffic flow.

DEPARTMENTAL GOALS FOR FY 2019-2020

- Improve street landscaping with no water and low-impact design.
- Manage the stormwater ponds in an efficient manner.
- Continue to maintain the Striping and Street Sign Program.
- Implement year-six programs of the City's municipal stormwater program.
- Initiate Design of the Gloria Road/Iverson Road/Johnson Canyon Road Pavement Improvement Project as a cooperative project with the County of Monterey

FY 2019-2020 RECOMMENDED BUDGET

This Fund's FY 2019-2020 Recommended Budget represents an overall increase of \$289,310 or 47% in expenditures, and \$372,222 or 69% in revenues, when compared to the FY 2018-2019 Approved Budget. As a result, the Requested Net Cost is decreased by (\$82,912).

Revenue

This budget reflects revenue received from several State transportation taxes and the Soledad Subvention funds. In addition, the increase is primarily due to revenue received from the County for the engineering and design work being done by the City for the reconstruction of Gloria Road and Iverson to the landfill.

Personnel

The Public Works Department provides the personnel requirements for this fund, and Fund 130 reflects a portion of the Public Works salaries. Only assigned personnel's time is charged to this fund.

Services and Supplies

This fund included services such as engineering for street maintenance, improvements, and planning. Supplies for street maintenance are also included in this fund, as well as street striping, signs, and pothole repairs. Street trees and their maintenance is funded in this account. The reason for the increase is mainly due to reflecting the costs for the engineering and design work for the reconstruction of Gloria Road and Iverson to the landfill.

Capital Projects/Fixed Assets

There are no capital projects or fixed assets reflected in the budget at this time.

MAJOR POLICY CONSIDERATIONS

The major policy consideration for this fund is how to implement and therefore fund recommended roadway rehabilitation measures from the City's Pavement Management Plan. The longer street maintenance is deferred, the greater the need and cost.

BUDGET WORKSHEET

City Of Gonzales

Month: 5/31/2019	Prior Year Actual	Current Year			Estimated Total	(6) PROJECTED	(7) PROPOSED	(8) ADOPTED
		Original Budget	Amended Budget	Actual Thru May				
Fund: 130 - Street Fund								
Revenues								
Dept: 000								
5212.000 TAMC Sales Tax	0	0	0	0	0			
5515.000 Interest Income	122	100	100	0	100	100	100	
5613.000 State Gas Tax 2103	43,011	58,938	40,144	25,189	40,144	40,144	82,920	
5615.000 State Gas Tax 2105	46,393	49,219	48,059	38,236	48,059	48,059	47,771	
5616.000 State Gas Tax 2106	24,918	25,419	25,605	20,716	25,605	25,605	25,478	
5617.000 State Gas Tax 2107	60,377	61,066	63,118	47,076	63,118	63,118	62,731	
5618.000 State Gas Tax 2107.5	2,000	2,000	2,000	2,000	2,000	2,000	2,000	
5637.000 Grant Proceeds	943,174	0	0	43,425	0	43,425		
5666.000 Soledad Subvention	186,981	185,000	200,293	200,293	200,293	200,293	200,300	
5821.000 Other Income - Reimbursements	13,525	10,000	10,000	8,827	10,000	10,000	342,500	
5920.000 Transfer from Cal Breeze Pks	22,800	0	0	0	0			
5921.000 Transfer from Cal Breeze #1	0	0	0	0	0			
5922.000 Transfer from Cal Breeze #2	0	0	0	0	0			
5923.000 Transfer from Cal Breeze#3	0	0	0	0	0			
5940.000 Transfer from Canyon Parks	30,000	0	0	0	0			
5941.000 Transfer from Canyon Maint 1	0	0	0	0	0			
5942.000 Transfer from Canyon Maint 2	0	0	0	0	0			
5944.000 Transfer from Canyon Maint 3	0	0	0	0	0			
5947.000 Transfer from Industrial Park	4,700	0	0	0	0			
5951.000 Transfers From 405	0	0	0	0	0			
5952.000 Transfers From 140	0	0	0	0	0			
5957.000 Transfer from Cipriani Mainten	7,700	0	0	0	0			
5960.000 Transfer From Fund 180	0	0	0	0	0			
5961.000 Transfer from 122	0	0	0	0	0			
5964.000 Transfer From Fund 402	0	0	0	0	0			
5967.000 Transfer from Fund 137	57,527	141,965	136,164	116,936	136,164	136,164	142,129	
Dept: 000	1,443,228	533,707	525,483	502,698	525,483	568,908	905,929	0
Total Revenues	1,443,228	533,707	525,483	502,698	525,483	568,908	905,929	0
Expenditures								
Dept: 000								
6110.000 Salaries-Regular Pay	213,442	247,700	247,700	229,143	247,700	247,700	275,480	
6111.000 Salaries-Overtime Pay	8,249	3,200	3,200	7,259	3,200	6,000	3,200	
6113.000 Salaries-Differentials	0	11,433	11,433	516	11,433	11,433	21,455	
6131.000 Deferred Compensation Expense	0	0	0	0	0			
6132.000 Retirement - PERS	27,773	47,069	47,069	16,335	47,069	47,069	56,072	
6140.000 Life and Disability Insurance	2,133	3,831	3,831	2,137	3,831	3,831	3,985	

BUDGET WORKSHEET

City Of Gonzales

Month: 5/31/2019	Prior Year Actual	Current Year				(6)	(7)	(8)
		Original Budget	Amended Budget	Actual Thru May	Estimated Total	PROJECTED	PROPOSED	ADOPTED
Fund: 130 - Street Fund								
Expenditures								
Dept: 000								
6150.000 Workers Comp Insurance	8,813	7,198	7,198	7,198	7,198	7,198	10,800	
6160.000 Social Security	16,248	20,068	20,068	17,304	20,068	20,068	22,744	
6170.000 Health and Dental Insurance	45,631	53,341	53,341	47,411	53,341	53,341	50,727	
6190.000 Other Payroll Tax	0	0	0	0	0			
6210.000 Special Departmental Expenses	31,286	20,000	20,000	21,007	20,000	20,000	20,000	
6211.000 Office Supplies	0	0	0	0	0			
6212.000 Maintenance Supplies	14,509	18,000	15,000	16,879	15,000	16,286	15,000	
6213.000 Oils and Lubricants	4,628	14,000	8,000	4,718	8,000	5,000	5,000	
6214.000 Vehicle Maintenance	0	0	0	0	0			
6220.000 Telephone	756	800	800	761	800	800	800	
6225.000 Utilities	46,403	48,000	50,000	27,967	50,000	50,000	50,000	
6230.000 Legal and Accounting	7,700	0	7,820	7,820	7,820	7,820	7,820	
6235.000 Engineering and Surveying	62,751	50,000	50,000	944	50,000	1,000	350,000	
6245.000 Other Contractual Services	678,197	50,000	160,000	201,238	160,000	193,577		
6248.000 Street Sweeping	0	5,000	0	0	0			
6255.000 Liability Insurance	6,984	7,449	7,449	7,429	7,449	7,449	8,566	
6270.000 Transportation and Travel	0	1,000	1,000	0	1,000		1,000	
6275.000 Subscriptions and Training	50	1,250	1,000	386	1,000		1,000	
6530.000 Capital Outlay-Improvements	950,968	0	0	0	0			
6540.000 Capital Outlay-Equipment	0	5,000	0	0	0			
6541.000 Equipment-Machinery	0	0	0	0	0			
6542.000 Equipment-Vehicles	30,000	0	0	0	0			
6900.000 Transfers to General Fund	0	0	0	0	0			
6905.000 Transfers Out	0	0	0	0	0			
6928.000 Transfer to Street Fund [180]	0	0	0	0	0			
Dept: 000	2,156,521	614,339	714,909	616,452	714,909	698,572	903,649	0
Total Expenditures	2,156,521	614,339	714,909	616,452	714,909	698,572	903,649	0
Street Fund	-713,293	-80,632	-189,426	-113,754	-189,426	-129,664	2,280	0

**Measure X Transportation Program Fund
Budget Narrative for FY 2019-2020
Budget Fund 136**

DEPARTMENTAL MISSION

This Fund tracks funds raised by the Regional Sales Tax Measure X.

DEPARTMENTAL PROGRAMS

- This fund is used to plan and implement street system repairs and improvements.

ACCOMPLISHMENTS FOR FY 2018-2019

- Measure X funds were used to partially fund the Alta Street Pavement Rehabilitation Project
- This fund borrowed \$2.5 million from TAMC.

DEPARTMENTAL GOALS FOR FY 2019-2020

- This fund will be used to repay the \$2.5 million loan for the Alta Street project.
- The debt borrowed for the Alta Street project will be repaid with the annual allocations the City will receive from Measure X.

FY 2019-2020 RECOMMENDED BUDGET

This Fund's FY 2019-2020 Recommended Budget represents an increase of \$53,812 or 30% in expenditures and revenues, when compared to the FY 2018-2019 Approved Budget. As a result, the Requested Net Cost remains unchanged.

Revenues

Revenues are used to repay the Measure X loan.

Personnel

There are no personnel costs reflected in this budget.

Services and Supplies

There are no service or supply costs reflected in this budget.

Capital Projects/Fixed Assets

The debt service of the Alta Street project repayment is the only capital project paid for this fiscal year.

MAJOR POLICY CONSIDERATIONS

There are no major policy decisions for this fund this year. As funds accumulate in the future, prioritization will be important.

BUDGET WORKSHEET

City Of Gonzales

Month: 5/31/2019	Prior Year Actual	Current Year			Estimated Total	(6) PROJECTED	(7) PROPOSED	(8) ADOPTED
		Original Budget	Amended Budget	Actual Thru May				
Fund: 136 - Measure X								
Revenues								
Dept: 000								
5212.000 TAMC Sales Tax	184,093	179,335	180,000	105,959	180,000	180,000	233,147	
5830.000 Debt Proceeds	2,500,000	0	0	0	0			
Dept: 000	2,684,093	179,335	180,000	105,959	180,000	180,000	233,147	0
Total Revenues	2,684,093	179,335	180,000	105,959	180,000	180,000	233,147	0
Expenditures								
Dept: 000								
6530.000 Capital Outlay-Improvements	2,500,000	0	0	0	0			
6610.000 Interest Expense	7,001	179,335	36,000	18,332	36,000	36,000	46,630	
6620.000 Principal Reduction	177,092	0	144,000	87,627	144,000	144,000	186,517	
Dept: 000	2,684,093	179,335	180,000	105,959	180,000	180,000	233,147	0
Total Expenditures	2,684,093	179,335	180,000	105,959	180,000	180,000	233,147	0
Measure X	0	0	0	0	0	0	0	0

**SB1 Transportation Program Fund
Budget Narrative for FY 2019-2020
Budget Fund 137**

DEPARTMENTAL MISSION

This Fund tracks the special transportation funds raised by Senate Bill 1 that was approved by Governor Brown in April 2017.

DEPARTMENTAL PROGRAMS

- This fund is used to plan and implement street system repairs and improvements following SB1 guidelines.

ACCOMPLISHMENTS FOR FY 2018-2019

- SB1 funds were used as part of the funding for the Alta Street Pavement Rehabilitation Project.

DEPARTMENTAL GOALS FOR FY 2019-2020

- Funds have been programmed for the City's portion of the Gloria Rd/Iverson Rd/Johnson Canyon Rd Improvement Project that will be a joint project with the County of Monterey.

FY 2019-2020 RECOMMENDED BUDGET

This Fund's FY 2019-2020 Recommended Budget represents an increase of \$164 or .1% in expenditures and revenues, when compared to the FY 2018-2019 Approved Budget. As a result, the Requested Net Cost remains unchanged.

Revenues

Revenues are from a dedicated transportation tax allocated by the State.

Personnel

There are no personnel costs reflected in this budget.

Services and Supplies

There are no service or supply costs reflected in this budget.

Capital Projects/Fixed Assets

The Gloria Rd/Iverson Rd/Johnson Canyon Rd Improvement Project will be the only capital project paid for with these funds during the upcoming fiscal year.

MAJOR POLICY CONSIDERATIONS

There are no major policy decisions for this fund this year. As funds accumulate in the future, prioritization will be important. This could be the dedicated funds for the Pavement Management Plan.

BUDGET WORKSHEET

City Of Gonzales

Month: 5/31/2019	Prior Year Actual	Current Year				(6)	(7)	(8)
		Original Budget	Amended Budget	Actual Thru May	Estimated Total	PROJECTED	PROPOSED	ADOPTED
Fund: 137 - SB1 Road Repair & Account.								
Revenues								
Dept: 000								
5213.000 SB1 Revenue	50,093	141,965	136,164	128,173	136,164	136,164	142,129	
Dept: 000	50,093	141,965	136,164	128,173	136,164	136,164	142,129	0
Total Revenues	50,093	141,965	136,164	128,173	136,164	136,164	142,129	0
Expenditures								
Dept: 000								
6530.000 Capital Outlay-Improvements	0	0	0	0	0			
6927.000 Transfer to Street Fund [130]	57,527	141,965	136,164	116,936	136,164	136,164	142,129	
Dept: 000	57,527	141,965	136,164	116,936	136,164	136,164	142,129	0
Total Expenditures	57,527	141,965	136,164	116,936	136,164	136,164	142,129	0
SB1 Road Repair & Account.	-7,434	0	0	11,237	0	0	0	0

Supplemental Law Enforcement Budget Narrative for 2019-2020 Budget Fund 150

DEPARTMENTAL MISSION

The Supplemental Law Enforcement Fund is administered by the Police Department as a fiscal record keeping fund that tracks grant funding, that the City has obtained from the Federal and State governments. The grant funding supports the City's Mission by working in a fiscal responsible manner to provide public safety services to our residents, businesses, and visitors.

The safety of Gonzales' residents is the number one concern of the Police Department. The collaborative working relationship with other government agencies to provide law enforcement funding, continues to assist our City in providing these services to our diverse community.

ACCOMPLISHMENTS FOR FY-2018-2019

Please see Budget Unit 300.

DEPARTMENTAL GOALS FOR FY 2019-2020

Please see Budget Unit 300.

FY 2019-2020 RECOMMENDED BUDGET

The Department's FY 2019-2020 Recommended Budget represents no change in expenditures and revenues, when compared to the FY 2018-2019 Approved Budget. As a result, the Requested Net Cost remains unchanged.

Revenues

This fund receives Supplemental Law Enforcement funds provided by California Government Code 30061.

While Gonzales currently uses this revenue to help support the salaries of two front line Police Officers, the reality is that the funding is no longer adequate to pay those salaries in full, and General Fund monies are needed to offset the difference.

Personnel

The Supplemental Law Enforcement Fund is designed as the fund where grant monies are funneled when they are received by the City. This fund is managed by the State of California when they are received from the Federal government.

Once the funds are received, they are transferred to the Public Safety Fund (210), where they are used for personnel costs as outlined above.

Services and Supplies

There is a minimal appropriation in special department expenses in the event something comes up during the fiscal year.

Capital Projects/Fixed Assets

There are no capital projects or fixed assets associated with this fund.

MAJOR POLICY CONSIDERATIONS

There are no major policy consideration reflected in this budget.

BUDGET WORKSHEET

City Of Gonzales

Month: 5/31/2019	Prior Year Actual	Current Year			Estimated Total	(6) PROJECTED	(7) PROPOSED	(8) ADOPTED
		Original Budget	Amended Budget	Actual Thru May				
Fund: 150 - Supplemental Law Enforcement								
Revenues								
Dept: 000								
5515.000 Interest Income	0	0	0	0	0			
5630.000 SLESF Revenue	61,263	50,000	50,000	47,819	50,000	50,000	50,000	
5632.000 COPS FAST Grant	139,416	120,000	120,000	123,747	120,000	132,080	120,000	
5821.000 Other Income - Reimbursements	0	0	0	0	0			
Dept: 000	200,679	170,000	170,000	171,566	170,000	182,080	170,000	0
Total Revenues	200,679	170,000	170,000	171,566	170,000	182,080	170,000	0
Expenditures								
Dept: 000								
6210.000 Special Departmental Expenses	4,359	5,000	5,000	479	5,000		5,000	
6245.000 Other Contractual Services	0	0	0	0	0			
6260.000 Advertising	0	0	0	0	0			
6450.000 Prior Year Adjustment	0	0	0	0	0			
6540.000 Capital Outlay-Equipment	0	0	0	0	0			
6541.000 Equipment-Machinery	0	0	0	0	0			
6542.000 Equipment-Vehicles	0	0	0	0	0			
6900.000 Transfers to General Fund	0	0	0	0	0			
6924.000 Transfer to SLESF	0	0	0	0	0			
6925.000 Transfer to Public Safety	245,242	165,000	165,000	167,275	165,000	182,080	165,000	
Dept: 000	249,601	170,000	170,000	167,754	170,000	182,080	170,000	0
Total Expenditures	249,601	170,000	170,000	167,754	170,000	182,080	170,000	0
Supplemental Law Enforcement	-48,922	0	0	3,812	0	0	0	0

**Fire Impact Fund
Budget Narrative for FY 2019-2020
Budget Fund 190**

DEPARTMENTAL MISSION

This Fund is administered by the Fire Department and supports the City's Mission and Vision by providing funding for needed equipment and for future needs of the Fire Department when new developments come to Gonzales. These funding sources allow the Department to provide services to our residents, businesses, and visitors, and ensure their safety.

ACCOMPLISHMENTS FOR FY 2018-2019

- Collected Impact Fees for all new development in the City limits.
- Collected Impact Fees for all new development in the Gonzales Rural Fire Protection District.

DEPARTMENTAL GOALS FOR FY 2019-2020

- Continue to collect all applicable Impact Fees from new development in the City, and the Gonzales Rural Fire Protection District.
- Maintain current equipment owned by the City to ensure adequate responses to public safety emergencies within the City and Rural District.
- Insure that the Department has adequate equipment to handle public safety emergency brought on by new development.

FY 2019-2020 RECOMMENDED BUDGET

The Department's FY 2019-2020 Recommended Budget shows an increase of \$10,000 or 100% in expenditures, and a decrease of (\$7,900) or (39%) in revenues, when compared to the FY 2018-2019 Approved Budget. As a result, the Net Cost is increased by \$17,900.

Estimated Fund Balance

The year-end Fund Balance is estimated to be \$68,000 as of June 30, 2019, which is more than adequate to cover the Fund's Net Cost.

Revenues

Revenues will continue to be collected and may increase if further development is approved.

Personnel

There are no personnel costs associated with this fund.

Services and Supplies

An appropriation of \$20,000 has been set aside in the event that it is needed during the fiscal year.

Capital Projects/Fixed Assets

None are planned at this time.

MAJOR POLICY CONSIDERATIONS

There are no major policy considerations reflected in this budget.

BUDGET WORKSHEET

City Of Gonzales

Month: 5/31/2019	Prior Year Actual	Current Year			Estimated Total	(6) PROJECTED	(7) PROPOSED	(8) ADOPTED
		Original Budget	Amended Budget	Actual Thru May				
Fund: 190 - Fire Impact Fund								
Revenues								
Dept: 000								
5270.000 Fire Impact Fees	49,597	20,000	20,000	8,470	20,000	20,000	12,000	
5510.000 Investment Income	0	0	0	0	0			
5515.000 Interest Income	327	100	100	261	100	255	200	
5650.000 Prop. 172 Revenue	0	0	0	0	0			
5701.000 Charges for Current Services	0	0	0	0	0			
5821.000 Other Income - Reimbursements	0	0	0	0	0			
5850.000 CASH CLEARING	0	0	0	0	0			
Dept: 000	49,924	20,100	20,100	8,731	20,100	20,255	12,200	0
Total Revenues	49,924	20,100	20,100	8,731	20,100	20,255	12,200	0
Expenditures								
Dept: 000								
6210.000 Special Departmental Expenses	0	10,000	10,000	4,000	10,000	5,000	20,000	
6212.000 Maintenance Supplies	0	0	0	0	0			
6245.000 Other Contractual Services	0	0	0	0	0			
6530.000 Capital Outlay-Improvements	0	0	0	0	0			
6540.000 Capital Outlay-Equipment	29,989	0	0	0	0			
6542.000 Equipment-Vehicles	0	0	0	0	0			
Dept: 000	29,989	10,000	10,000	4,000	10,000	5,000	20,000	0
Total Expenditures	29,989	10,000	10,000	4,000	10,000	5,000	20,000	0
Fire Impact Fund	19,935	10,100	10,100	4,731	10,100	15,255	-7,800	0

General Plan Impact Fund Budget Narrative for FY 2019-2020 Budget Fund 200

DEPARTMENTAL MISSION

This Fund is administered by the Community Development Department, and was established to pay for periodic updates and revisions to the Gonzales General Plan and follow-up work in support of the General Plan. The financial resources supporting the fund are General Plan Maintenance Impact Fees, transfers from the general fund and other City accounts, grants, and interest income of funds on deposit as warranted.

ACCOMPLISHMENTS FOR FY 2018-2019

- Met with the land developers and/or landowners within the new growth area of the General Plan.
- Initiated infrastructure studies in support of implementation of the new General Plan growth area. Refer to Fund 201.

DEPARTMENTAL GOALS FOR FY 2019-2020

- Complete the necessary infrastructure studies for the new General Plan growth area.
- Complete an annexation application to submit to LAFCO for the new growth area.

FY 2019-2020 RECOMMENDED BUDGET

This Fund's FY 2019-2020 includes a 100% reduction in expenditures and revenues, when compared to the FY 2018-2019 Approved Budget. There are no changes in expenditures and revenues from the prior year because all activity is reflected in Fund 201.

Revenues

There are currently no revenues.

Expenditures

There are currently no expenditures.

MAJOR POLICY CONSIDERATIONS

The City Council will consider an annexation application for development of approximately 400 acres (Vista Lucia Village One) on the east side that will be subsequently submitted to LAFCO. This annexation will reflect the next major growth area for the City and will begin the first implementation of the policies and procedures of the General Plan. Fund 201 is relevant to the Sphere of Influence Infrastructure studies (drainage, water, wastewater, and transportation/circulation). In addition, Fund 100 is the relevant fund for Development Accounts applicable to processing future annexations.

BUDGET WORKSHEET

City Of Gonzales

Month: 5/31/2019	Prior Year Actual	Current Year				(6)	(7)	(8)
		Original Budget	Amended Budget	Actual Thru May	Estimated Total	PROJECTED	PROPOSED	ADOPTED
Fund: 200 - General Plan Impact Fund								
Revenues								
Dept: 000								
5262.000 Sphere of Influence Fees	123,720	0	0	0	0			
5355.000 General Plan Revision Fees	0	529,677	0	0	0			
5515.000 Interest Income	0	0	0	1,215	0			
5900.000 Transfer from Water	118,322	118,322	0	0	0			
5905.000 Transfer from Sewer	0	0	0	0	0			
5966.000 Transfer From Fund 201	0	0	0	0	0			
Dept: 000	242,042	647,999	0	1,215	0	0	0	0
Total Revenues	242,042	647,999	0	1,215	0	0	0	0
Expenditures								
Dept: 000								
6210.000 Special Departmental Expenses	0	0	0	0	0			
6230.000 Legal and Accounting	0	0	0	0	0			
6245.000 Other Contractual Services	120,515	647,999	0	0	0			
6260.000 Advertising	204	0	0	0	0			
6450.000 Prior Year Adjustment	0	0	0	0	0			
6900.000 Transfers to General Fund	0	0	0	0	0			
Dept: 000	120,719	647,999	0	0	0	0	0	0
Total Expenditures	120,719	647,999	0	0	0	0	0	0
General Plan Impact Fund	121,323	0	0	1,215	0	0	0	0

**Sphere of Influence Impact Fund
Budget Narrative for FY 2019-2020
Budget Fund 201**

DEPARTMENTAL MISSION

This Fund is administered by the Community Development Department and was established to fund the processing of the Sphere of Influence boundary change that was approved by LAFCO in 2014. This fund subsequently morphed to accommodate the Sphere of Influence Infrastructure Reports that addresses the future infrastructure development in the new growth area as approved in the City's 2010 General Plan. The financial resources supporting this fund are contributions from the land developers, and/or landowners within the Sphere of Influence area. The City also contributes to this fund.

ACCOMPLISHMENTS FOR FY 2018-2019

- Applied for a Senate Bill 2 \$160,000 grant through the Housing and Community Development Department for purposes of subsidizing the cost of the pending environmental document for the Vista Lucia project; grant approval pending in August.
- Engaged in extensive management and meetings related to the Sphere of Influence infrastructure reports related to drainage, water, wastewater, and traffic/circulation.

DEPARTMENTAL GOALS FOR FY 2019-2020

- Complete the aforementioned reports in June/July 2019. The report findings will be conveyed to Wildan Associates in June for their use in preparing a fiscal impact analysis that is anticipated to be completed in August/September of 2019.

FY 2019-2020 RECOMMENDED BUDGET

This Fund's FY 2019-2020 Recommended Budget reflects \$408,552 in expenditures, and \$278,975 in revenues, when compared to the FY 2018-2019 Approved Budget.

Revenues

Revenues for Fund 201 are derived from the land developers, and/or landowners, and the City.

Expenditures

Expenditures reflected in the Fund are for expert consultants to finish the needed studies for the next growth phase of the City.

MAJOR POLICY CONSIDERATIONS

This fund is critical to moving towards annexation of the Vista Lucia Villages and Puente Del Monte and other properties to the east.

BUDGET WORKSHEET

City Of Gonzales

Month: 5/31/2019	Prior Year Actual	Current Year				(6) PROJECTED	(7) PROPOSED	(8) ADOPTED
		Original Budget	Amended Budget	Actual Thru May	Estimated Total			
Fund: 201 - Sphere of Influence Impact								
Revenues								
Dept: 000								
5262.000 Sphere of Influence Fees	123,720	0	529,677	254,702	529,677	254,702	274,975	
5515.000 Interest Income	0	0	4,000	2,238	4,000	4,000	4,000	
5900.000 Transfer from Water	0	0	118,322	118,322	118,322	118,322		
Dept: 000	123,720	0	651,999	375,262	651,999	377,024	278,975	0
Total Revenues	123,720	0	651,999	375,262	651,999	377,024	278,975	0
Expenditures								
Dept: 000								
6210.000 Special Departmental Expenses	0	0	0	0	0			
6211.000 Office Supplies	0	0	0	0	0			
6230.000 Legal and Accounting	0	0	0	0	0			
6245.000 Other Contractual Services	0	0	647,999	332,999	647,999	647,999	408,552	
6260.000 Advertising	0	0	0	0	0			
6956.000 Transfer To Fund 200	0	0	0	0	0			
6957.000 Transfer To Fund 203	0	0	0	0	0			
Dept: 000	0	0	647,999	332,999	647,999	647,999	408,552	0
Total Expenditures	0	0	647,999	332,999	647,999	647,999	408,552	0
Sphere of Influence Impact	123,720	0	4,000	42,263	4,000	-270,975	-129,577	0

**Public Safety Fund
Budget Narrative for FY 2019-2020
Budget Fund 210**

DEPARTMENTAL MISSION

This fund is administered by the Gonzales Police Department, who supports the Vision and Mission of the City of Gonzales by providing a cooperative community policing philosophy, to provide law enforcement services to our residents, businesses, and visitors.

The chief's goal of the Department is the safety of all of our residents and visitors. The Department takes a zero tolerance approach to all crime issues that face Gonzales. It is this collaborative working relationship with our businesses, and residents that makes Gonzales one of the safest communities in Monterey County.

ACCOMPLISHMENTS FOR FY 2018-2019

Please see Budget Unit 300.

DEPARTMENTAL GOALS FOR FY 2019-2020

Please see Budget Unit 300.

FY 2019-2020 RECOMMENDED BUDGET

The Department's FY 2019-2020 Recommended Budget reflects an increase of \$14,088 or 4.9% in expenditures and revenues, when compared to the FY 2018-2019 Approved Budget. As a result, the Requested Net Cost remains unchanged.

Revenues

The reason for the increase is due to the increased transfer from General Fund.

The funds contained in this fund are a pass through from Fund 150, and also include AB 109 grant funds. They are used to pay salaries, and other direct front line efforts. AB 109 funding is being used to purchase equipment for the Department, explorer program, and items used for community outreach, such as the National Night Out in August.

The revenue source continues to hold steady, but it is no longer sufficient to fully cover the cost of the two Police Officers allocated to this fund.

Personnel

The Public Safety Fund is where grant monies collected in the Supplemental Law Enforcement Fund (150) are transferred to be used to pay the partial salaries and benefits for two Officers. The remaining costs are funded through the City's General Fund. At its inception, the fund was able to cover all of the salaries, benefits, and associated costs of one and a half Police Officer positions.

Services and Supplies

Services or supplies reflect contractual services for direct front line community activities and equipment needs of the Department.

Capital Projects/Fixed Assets

There are no capital projects or fixed assets associated with this fund.

MAJOR POLICY CONSIDERATIONS

As mentioned in the Narrative for Fund 150 – Supplemental Law Enforcement, the City must continue to address the inability of the current funding source to fully fund this program.

BUDGET WORKSHEET

City Of Gonzales

Month: 5/31/2019	Prior Year Actual	Current Year				(6) PROJECTED	(7) PROPOSED	(8) ADOPTED
		Original Budget	Amended Budget	Actual Thru May	Estimated Total			
Fund: 210 - Public Safety Fund								
Revenues								
Dept: 000								
5425.000 Vehicle Abatement Fees	6,253	5,000	5,000	5,206	5,000	5,000	5,000	
5515.000 Interest Income	0	0	0	0	0			
5632.000 COPS FAST Grant	0	0	0	0	0			
5646.000 AB 109	0	0	0	0	0			
5647.000 Award 20 Grant	0	0	0	0	0			
5926.000 Transfer from SLESF	245,242	165,000	165,000	167,275	165,000	182,080	165,000	
5930.000 Transfer from General Fund	0	120,002	120,002	0	120,002	78,004	134,090	
Dept: 000	251,495	290,002	290,002	172,481	290,002	265,084	304,090	0
Total Revenues	251,495	290,002	290,002	172,481	290,002	265,084	304,090	0
Expenditures								
Dept: 000								
6110.000 Salaries-Regular Pay	65,691	147,137	147,137	67,759	147,137	140,979	151,561	
6111.000 Salaries-Overtime Pay	2,858	12,000	12,000	678	12,000	12,000	12,000	
6111.500 Overtime - Click it/Ticket it	0	0	0	0	0			
6113.000 Salaries-Differentials	8,398	8,943	8,943	9,746	8,943	8,943	17,055	
6120.000 Unemployment Insurance	0	0	0	0	0			
6131.000 Deferred Compensation Expense	0	0	0	0	0			
6132.000 Retirement - PERS	6,949	32,964	32,964	7,227	32,964	32,964	33,701	
6140.000 Life and Disability Insurance	748	2,414	2,414	769	2,414	2,414	2,498	
6150.000 Workers Comp Insurance	12,071	9,858	9,858	9,858	9,858	9,858	14,790	
6160.000 Social Security	5,900	12,926	12,926	5,879	12,926	12,926	13,725	
6170.000 Health and Dental Insurance	5,665	23,760	23,760	4,817	23,760	5,000	23,760	
6210.000 Special Departmental Expenses	54	0	0	16	0			
6245.000 Other Contractual Services	45,446	40,000	40,000	31,327	40,000	40,000	35,000	
6450.000 Prior Year Adjustment	0	0	0	0	0			
6540.000 Capital Outlay-Equipment	0	0	0	0	0			
6544.000 Equipment-Computers	0	0	0	0	0			
6900.000 Transfers to General Fund	6,017	0	0	0	0			
6924.000 Transfer to SLESF	0	0	0	0	0			
Dept: 000	159,797	290,002	290,002	138,076	290,002	265,084	304,090	0
Total Expenditures	159,797	290,002	290,002	138,076	290,002	265,084	304,090	0
Public Safety Fund	91,698	0	0	34,405	0	0	0	0

**Community Law Enforcement Grant
Budget Narrative for FY 2019-2020
Budget Fund 217**

DEPARTMENTAL MISSION

The Gonzales Police Department supports the Vision and Mission of the City by providing public safety services to all residents and visitors. These services are provided using a cooperative community policing philosophy, in which the Department works with the residents to solve crime and quality of life issues in our diverse community. The number one concern of the Department is the safety of all of our residents and visitors. The Department takes a zero tolerance to crime, and works aggressively to solve those crimes that do occur.

ACCOMPLISHMENTS FOR FY 2018-2019

- Worked collaboratively with the Four Cities United Initiative, and implemented all the components of the grant.
- Successfully passed the grant audit and met all the grant requirements.

DEPARTMENTAL GOALS FOR FY 2019-2020

- Transition the youth pre-diversion program of the grant to a more sustainable model.

FY 2019-2020 RECOMMENDED BUDGET

The Fund's FY 2019-2020 Recommended Budget reflects no expenditures and revenues because the grant ended.

However, the youth diversion program "Road to Success" was moved to the Police Department (*Budget Unit 300*).

MAJOR POLICY CONSIDERATIONS

The major policy consideration at the start of FY 2018-2019 was for the four South County Cities to determine how to sustain some components of this grant without any funding coming from the State. To these ends, under the leadership of the City of Gonzales, the City Managers of the four Cities have agreed to recommend to their respective Councils, a

contribution of \$40,000 each to continue funding the “Road to Success” Youth Diversion Program provided by Sun Street Centers. This program has been very successful and helped a lot of South County youths; and the City Managers and Police Chief of all four Cities felt strongly that it was worth continuing.

For the City of Gonzales, the recommended appropriation of \$40,000 is reflected in the Youth Services, and Police Department Budgets (*Budget Units 300 and 550*).

BUDGET WORKSHEET

City Of Gonzales

Month: 5/31/2019	Prior Year Actual	Current Year				(6)	(7)	(8)
		Original Budget	Amended Budget	Actual Thru May	Estimated Total	PROJECTED	PROPOSED	ADOPTED
Fund: 217 - Community LawEnforcement Gran								
Revenues								
Dept: 000								
5515.000 Interest Income	0	0	0	0	0			
5637.000 Grant Proceeds	440,298	0	0	0	0			
Dept: 000	440,298	0	0	0	0	0	0	0
Total Revenues	440,298	0	0	0	0	0	0	0
Expenditures								
Dept: 000								
6210.000 Special Departmental Expenses	988	0	0	0	0			
6245.000 Other Contractual Services	443,546	0	0	0	0			
6544.000 Equipment-Computers	0	0	0	0	0			
Dept: 000	444,534	0	0	0	0	0	0	0
Total Expenditures	444,534	0	0	0	0	0	0	0
Community LawEnforcement Gran	-4,236	0	0	0	0	0	0	0

**Police Impact Fund
Budget Narrative for FY 2019-2020
Budget Fund 220**

DEPARTMENTAL MISSION

This fund is administered by the Gonzales Police Department who supports the Vision and Mission of the City by providing public safety services, based on a cooperative community policing platform, to insure the safety of all our residents, businesses, and visitors.

DEPARTMENTAL PROGRAMS

This fund is used to track revenues and expenditures associated with collection of Police Impact Fees received from new development within the City. Growth induced costs may be funded by the Budget Unit.

ACCOMPLISHMENTS FOR FY 2018-2019

Please see Budget Unit 300.

DEPARTMENTAL GOALS FOR FY 2019-2020

Please see Budget Unit 300.

FY 2019-2020 RECOMMENDED BUDGET

The Department's FY 2019-2020 Recommended Budget reflects no expenditures, and a decrease of (\$6,000) or (20%) in revenues, when compared to the FY 2018-2019 Approved Budget. As a result, the Requested Net Cost is decreased by (\$59,000).

Revenues

The budget reflects revenues expected from development.

Personnel

There are no personnel costs reflected in this budget.

Services and Supplies

There are no services and supplies reflected in this budget.

Capital Projects and Fixed Assets

None.

MAJOR POLICY CONSIDERATIONS

There are none.

BUDGET WORKSHEET

City Of Gonzales

Month: 5/31/2019	Prior Year Actual	Current Year			Estimated Total	(6) PROJECTED	(7) PROPOSED	(8) ADOPTED
		Original Budget	Amended Budget	Actual Thru May				
Fund: 220 - Police Impact Fund								
Revenues								
Dept: 000								
5271.000 Police Impact Fees	28,232	30,000	30,000	5,060	30,000	30,000	24,000	
5510.000 Investment Income	0	0	0	0	0			
5515.000 Interest Income	0	0	0	0	0			
5701.000 Charges for Current Services	0	0	0	0	0			
Dept: 000	28,232	30,000	30,000	5,060	30,000	30,000	24,000	0
Total Revenues	28,232	30,000	30,000	5,060	30,000	30,000	24,000	0
Expenditures								
Dept: 000								
6210.000 Special Departmental Expenses	3,442	53,333	53,333	0	53,333			
6211.000 Office Supplies	0	0	0	0	0			
6212.000 Maintenance Supplies	0	0	0	0	0			
6245.000 Other Contractual Services	0	0	0	0	0			
6316.000 Administrative Fees	0	0	0	0	0			
6325.000 Contingency Account	0	0	0	0	0			
6335.000 Block Grant Expenditures	0	0	0	0	0			
6530.000 Capital Outlay-Improvements	0	0	0	0	0			
6540.000 Capital Outlay-Equipment	0	0	0	0	0			
6542.000 Equipment-Vehicles	0	11,667	11,667	61,064	11,667	61,064		
Dept: 000	3,442	65,000	65,000	61,064	65,000	61,064	0	0
Total Expenditures	3,442	65,000	65,000	61,064	65,000	61,064	0	0
Police Impact Fund	24,790	-35,000	-35,000	-56,004	-35,000	-31,064	24,000	0

**Sewer Impact Fund
Budget Narrative for FY 2019-2020
Budget Fund 230**

DEPARTMENTAL MISSION

This impact fund provides Wastewater Treatment Plant (WWTP) improvements to support growth in Gonzales in a cost-effective manner.

DEPARTMENTAL PROGRAMS

- Plan for needed improvements required to support orderly growth in Gonzales.
- Implement a program to assess and collect appropriate fees to fund needed improvements.
- Construct facilities needed for the orderly growth in Gonzales.

ACCOMPLISHMENTS FOR FY 2018-2019

- Continued City staff's discussions and meetings with State regulators on the operation and efforts to increase the WWTP capacity.
- Began a study for de-nitrification and regionalization.
- Began studies for a separate industrial waste plant to support industrial growth.
- Completed a Long-Term Wastewater Management Plan (LTWMP).
- Sludge was removed from the first two ponds.

DEPARTMENTAL GOALS FOR FY 2019-2020

- Finalize the City's Long-Term Wastewater Management Plan.
- Install additional aeration equipment at the WWTP
- Complete a denitrification plan.
- Improve or replace the Supervisory Control Access and Data Acquisition (SCADA) System.
- Develop a long-term Sludge Management and Removal Plan.
- Complete the plan for a separate industrial waste plant to support industrial growth.
- Begin construction of a separate industrial waste treatment plant.

FY 2019-2020 RECOMMENDED BUDGET

This Fund's FY 2019-2020 Recommended Budget represents a decrease of (\$30,000) or (17%) in expenditures, and an increase of \$21,500 or 27% in revenues, when compared to the FY 2018-2019 Approved Budget. As a result, the Requested Net Cost is decreased by (\$51,500).

Revenues

Revenues are anticipated from development. Revenue from one project is included in the proposed budget.

Estimated Fund Balance

The year-end fund balance is estimated to be \$208,000 as of June 30, 2019.

Personnel

There are no personnel costs related to this budget.

Services and Supplies

Services and supplies reflect contractual services to study the Wastewater Treatment Plant increased capacity options, De-nitrification Plan, and fee program.

Capital Projects/Fixed Assets

There are no capital projects reflected in this budget.

MAJOR POLICY CONSIDERATIONS

There are major policy considerations related to the Wastewater Treatment Facility expanded capacity needs. It is anticipated that different alternatives with a preferred recommendation will be brought to your Council during the fiscal year to expand the capacity at the plant. One of these alternatives could be separating the industrial from the domestic waste.

BUDGET WORKSHEET

City Of Gonzales

Month: 5/31/2019	Prior Year Actual	Current Year			Estimated Total	(6) PROJECTED	(7) PROPOSED	(8) ADOPTED
		Original Budget	Amended Budget	Actual Thru May				
Fund: 230 - Sewer Impact Fund								
Revenues								
Dept: 000								
5272.000 Sewer Impact Fees	24,441	80,000	80,000	1,807	80,000	21,600	100,000	
5510.000 Investment Income	0	0	0	0	0			
5515.000 Interest Income	3,793	500	500	2,124	500	2,124	2,000	
5860.000 Principal Payments Received	0	0	0	0	0			
Dept: 000	28,234	80,500	80,500	3,931	80,500	23,724	102,000	0
Total Revenues	28,234	80,500	80,500	3,931	80,500	23,724	102,000	0
Expenditures								
Dept: 000								
6210.000 Special Departmental Expenses	0	0	0	0	0			
6212.000 Maintenance Supplies	0	0	0	0	0			
6235.000 Engineering and Surveying	781	80,000	80,000	1,745	80,000	10,000	50,000	
6245.000 Other Contractual Services	671,398	100,000	100,000	27,530	100,000	40,000	100,000	
6954.000 Transfer To Fund 460	0	0	0	0	0			
6955.000 Transfer to 407	0	0	0	0	0			
Dept: 000	672,179	180,000	180,000	29,275	180,000	50,000	150,000	0
Total Expenditures	672,179	180,000	180,000	29,275	180,000	50,000	150,000	0
Sewer Impact Fund	-643,945	-99,500	-99,500	-25,344	-99,500	-26,276	-48,000	0

**Circulation System Impact Fund
Budget Narrative for FY 2019-2020
Budget Fund 235**

DEPARTMENTAL MISSION

This impact fund is administered to provide transportation system improvements required for orderly growth in Gonzales, in an efficient and effective manner.

DEPARTMENTAL PROGRAMS

- This fund is used to plan and implement street system improvements necessary to accommodate growth of the City.
- This fund assesses and collects appropriate fees to fund needed transportation improvements for planned growth.

ACCOMPLISHMENTS FOR FY 2018-2019

- Completed the Alta Street Pavement Rehabilitation Project
- Collected approved fees for system improvements.
- Continued looking at ways to improve traffic flow at the Fifth Street Bridge.
- Implemented a Pilot Program.
- Began the permit process for signalization of Fifth Street at the freeway as an interim measure for traffic improvement.

DEPARTMENTAL GOALS FOR FY 2019-2020

- Continue to plan needed transportation improvements.
- Signalize Fifth Street at the freeway bridge.

FY 2019-2020 RECOMMENDED BUDGET

This Fund's FY 2019-2020 Recommended Budget represents a decrease of (\$500,000) or (83%) in expenditures, and an increase of \$2,920 or 3% in revenues, when compared to the FY 2018-2019 Approved Budget. As a result, the Requested Net Cost is decreased by (\$502,920).

Revenues

Revenues are very conservative but are likely to be higher as a result of expected development.

Estimated Fund Balance

The year-end Fund Balance is estimated to be \$55,000 as of June 30, 2019. The reason for the low position of this fund is that it was all used for the Alta Street Project.

Personnel

There are no personnel costs reflected in this budget.

Services and Supplies

Funding has been set aside to work on the Fifth Street bridge.

Capital Projects/Fixed Assets

Work on the Fifth Street bridge is the only capital project anticipated for this fiscal year.

MAJOR POLICY CONSIDERATIONS

The current decision is to use existing funds for signals at the bridge while planning for long-term traffic improvements. Policy determination may be needed if this direction changes.

BUDGET WORKSHEET

City Of Gonzales

Month: 5/31/2019	Prior Year Actual	Current Year		Actual Thru May	Estimated Total	(6) PROJECTED	(7) PROPOSED	(8) ADOPTED
		Original Budget	Amended Budget					
Fund: 235 - Circulation System Impact								
Revenues								
Dept: 000								
5269.000 TAMC Regional Transportation F	102,778	0	0	0	0			
5278.000 Circulation System Impact Fees	548,202	100,000	100,000	101,420	100,000		101,420	
5515.000 Interest Income	3,129	500	500	2,177	500	2,136	2,000	
5674.000 Safe Route To School	0	0	0	0	0			
5860.000 Principal Payments Received	19,304	0	0	0	0			
Dept: 000	673,413	100,500	100,500	103,597	100,500	2,136	103,420	0
Total Revenues	673,413	100,500	100,500	103,597	100,500	2,136	103,420	0
Expenditures								
Dept: 000								
6210.000 Special Departmental Expenses	0	0	0	0	0			
6211.000 Office Supplies	0	0	0	0	0			
6235.000 Engineering and Surveying	0	0	0	0	0			
6240.000 Construction Services	0	0	0	0	0			
6245.000 Other Contractual Services	5,638	200,000	200,000	2,109	200,000	10,000	100,000	
6317.000 Regional Trans Impact Fee Prog	102,767	0	0	0	0			
6530.000 Capital Outlay-Improvements	800,000	400,000	400,000	331,675	400,000	331,675		
6540.000 Capital Outlay-Equipment	0	0	0	0	0			
Dept: 000	908,405	600,000	600,000	333,784	600,000	341,675	100,000	0
Total Expenditures	908,405	600,000	600,000	333,784	600,000	341,675	100,000	0
Circulation System Impact	-234,992	-499,500	-499,500	-230,187	-499,500	-339,539	3,420	0

**Water Impact Fund
Budget Narrative for FY 2019-2020
Budget Fund 240**

DEPARTMENTAL MISSION

This impact fund is administered to provide water system improvements required by planned growth in Gonzales, in an efficient and effective manner.

DEPARTMENTAL PROGRAMS

- This fund is used for improvements to the water system required to accommodate growth in Gonzales.
- This fund assesses and collects appropriate fees to fund needed water system improvements for planned growth.

ACCOMPLISHMENTS FOR FY 2018-2019

- Collected approved impact fees for development projects.
- Funded the completion of Well 7.

DEPARTMENTAL GOALS FOR FY 2019-2020

- Collect impact fees as appropriate from development.
- Update the water impact fee study.
- Fund the equipping of a replacement well.

FY 2019-2020 RECOMMENDED BUDGET

This Fund's 2019-2020 Recommended Budget represents a decrease of (\$282,562) or (52%) in expenditures, and a decrease of (\$15,000) or (29%) in revenues, when compared to the FY 2018-2019 Approved Budget. As a result, the Requested Net Cost is decreased by (\$267,562).

Estimated Fund Balance

The year-end Fund Balance is estimated to be \$607,000 million as of June 30, 2019, which is sufficient to cover the Fund's Net Cost.

Revenues

Revenues are anticipated from development. Conservative estimates are used in the budget process.

Personnel

There are no personnel costs reflected in this budget.

Services and Supplies

This budget reflects funds to further develop water system modeling for future system needs. In addition, Impact Fee Study funds are included in this area.

Capital Projects/Fixed Assets

Funding for the equipping of a replacement well is the only capital project reflected in the budget.

MAJOR POLICY CONSIDERATIONS

There are no major policy considerations reflected in the budget.

BUDGET WORKSHEET

City Of Gonzales

Month: 5/31/2019	Prior Year Actual	Current Year				(6)	(7)	(8)
		Original Budget	Amended Budget	Actual Thru May	Estimated Total	PROJECTED	PROPOSED	ADOPTED
Fund: 240 - Water Impact Fund								
Revenues								
Dept: 000								
5273.000 Water Impact Fees	116,437	50,000	50,000	14,674	50,000	20,000	30,000	
5276.000 Water Impact Fire Protection	0	0	0	0	0			
5510.000 Investment Income	0	0	0	0	0			
5515.000 Interest Income	3,705	1,000	1,000	4,267	1,000	6,000	6,000	
5820.000 Other Income - Misc Payments	2,000	0	0	0	0			
5860.000 Principal Payments Received	0	0	0	0	0			
Dept: 000	122,142	51,000	51,000	18,941	51,000	26,000	36,000	0
Total Revenues	122,142	51,000	51,000	18,941	51,000	26,000	36,000	0
Expenditures								
Dept: 000								
6210.000 Special Departmental Expenses	0	0	0	0	0			
6211.000 Office Supplies	0	0	0	0	0			
6212.000 Maintenance Supplies	0	0	0	0	0			
6235.000 Engineering and Surveying	781	20,000	20,000	0	20,000	20,000	10,000	
6245.000 Other Contractual Services	0	2,000	2,000	0	2,000	1,000	1,000	
6255.000 Liability Insurance	0	0	0	0	0			
6530.000 Capital Outlay-Improvements	0	521,562	521,562	0	521,562	521,562	250,000	
Dept: 000	781	543,562	543,562	0	543,562	542,562	261,000	0
Total Expenditures	781	543,562	543,562	0	543,562	542,562	261,000	0
Water Impact Fund	121,361	-492,562	-492,562	18,941	-492,562	-516,562	-225,000	0

**Public Facilities Impact Fund
Budget Narrative for FY 2019-2020
Budget Fund 241**

DEPARTMENTAL MISSION

This Impact Fund is administered to provide public facilities required by planned growth in Gonzales, in an efficient and effective manner.

DEPARTMENTAL PROGRAMS

This fund is used to track expenditures for improvements to City general facilities impacted and/or needed, as a result of development, and/or growth.

ACCOMPLISHMENTS FOR FY 2018-2019

- Further developed the Gonzales Youth Council proposed Teen Innovation Center.
- Started the re-roof of the City Council Chambers.

DEPARTMENTAL GOALS FOR FY 2019-2020

- Finalize the design work for the Teen Innovation Center and put it out to bid.
- Complete the Council Chambers re-roof project.
- Refine the existing Agreement with Monterey County Free Library to begin developing the new Library project.

FY 2019-2020 RECOMMENDED BUDGET

The Department's FY 2019-2020 Recommended Budget represents an increase of \$15,000 or 150% in expenditures, and an increase of \$400 or 4% in revenues, when compared to the FY 2018-2019 Approved Budget. As a result, the Requested Net Cost increased by \$14,600.

Estimated Fund Balance

The year-end Fund Balance is estimated to be \$35,000 as of June 30, 2019, which is more than sufficient to offset the fund's net cost.

Revenues

This budget reflects revenues expected from development.

Personnel

There are no personnel costs reflected in this budget.

Services and Supplies

This budget reflects funds to plan for improved public facilities as growth occurs, primarily the Teen Innovation Center.

Capital Projects/Fixed Assets

There are no capital improvements presented in this budget.

MAJOR POLICY CONSIDERATIONS

There are no major policy considerations reflected in this budget.

BUDGET WORKSHEET

City Of Gonzales

Month: 5/31/2019	Prior	Current Year			(6)	(7)	(8)	
	Year Actual	Original Budget	Amended Budget	Actual Thru May	Estimated Total	PROJECTED	PROPOSED	ADOPTED
Fund: 241 - Public Facilities Impact Mitig								
Revenues								
Dept: 000								
5277.000 Public Facilities Impact Fees	0	10,000	10,000	0	10,000		10,000	
5515.000 Interest Income	689	200	200	563	200	600	600	
Dept: 000	689	10,200	10,200	563	10,200	600	10,600	0
Total Revenues	689	10,200	10,200	563	10,200	600	10,600	0
Expenditures								
Dept: 000								
6210.000 Special Departmental Expenses	0	0	0	0	0			
6212.000 Maintenance Supplies	0	0	0	0	0			
6245.000 Other Contractual Services	10,000	10,000	10,000	0	10,000	20,000	25,000	
6275.000 Subscriptions and Training	0	0	0	0	0			
6530.000 Capital Outlay-Improvements	0	0	0	0	0			
Dept: 000	10,000	10,000	10,000	0	10,000	20,000	25,000	0
Total Expenditures	10,000	10,000	10,000	0	10,000	20,000	25,000	0
Public Facilities Impact Mitig	-9,311	200	200	563	200	-19,400	-14,400	0

**Public Uses Impact Fund
Budget Narrative for FY 2019-2020
Budget Fund 242**

DEPARTMENTAL MISSION

This impact fund is administered to provide public uses required by planned growth in Gonzales, in an efficient and effective manner.

DEPARTMENTAL PROGRAMS

This Fund is used to track expenditures for improvements or construction of the Community Center or other community facilities impacted, and/or needed as a result of development, and/or growth.

ACCOMPLISHMENTS FOR FY 2018-2019

- Finished the design plans, engineering, agreements and funding plan for the CHISPA multi-family project, and began the conceptual design of a new state-of-the-art Community Library that was ultimately not approved due to community input.

DEPARTMENTAL GOALS FOR FY 2019-2020

- Continue to collect impact funds.
- Work with community and other partners as appropriate to develop a different use for the City owned parcel, formerly known as Gabilan Court.
- Continue to work with the GUSD on constructing a much needed second Elementary School.

FY 2019-2020 RECOMMENDED BUDGET

The Department's FY 2019-2020 Recommended Budget represents an increase in expenditures of \$1,000 or 11%, and \$200 in revenues, when compared to the FY 2018-2019 Approved Budget. As a result, the Net Cost is increased by \$800.

Estimated Fund Balance

The year-end Fund Balance is estimated to be \$20,000 as of June 30, 2019, which is more than adequate to cover the fund's net cost.

Revenues

This budget reflects minor interest revenues.

Expenditures

The budget reflects a small appropriation to cover any expenditures that may during the fiscal year.

MAJOR POLICY CONSIDERATIONS

Staff will bring forward to the Council a workshop on how best to utilize the City owned property on Gabilan Court during the fiscal year.

BUDGET WORKSHEET

City Of Gonzales

Month: 5/31/2019	Prior	Current Year			(6)	(7)	(8)	
	Year	Original	Amended	Actual Thru	Estimated	PROJECTED	PROPOSED	ADOPTED
	Actual	Budget	Budget	May	Total			
Fund: 242 - Public Uses Mitigation Fees								
Revenues								
Dept: 000								
5277.000 Public Facilities Impact Fees	0	0	0	0	0			
5515.000 Interest Income	220	0	0	179	0	200	200	
Dept: 000	220	0	0	179	0	200	200	0
Total Revenues	220	0	0	179	0	200	200	0
Expenditures								
Dept: 000								
6210.000 Special Departmental Expenses	0	0	0	0	0			
6235.000 Engineering and Surveying	0	9,000	9,000	0	9,000		10,000	
6245.000 Other Contractual Services	0	0	0	0	0			
Dept: 000	0	9,000	9,000	0	9,000	0	10,000	0
Total Expenditures	0	9,000	9,000	0	9,000	0	10,000	0
Public Uses Mitigation Fees	220	-9,000	-9,000	179	-9,000	200	-9,800	0

**Aquatics Facilities Impact Fund
Budget Narrative for FY 2019-2020
Budget Fund 243**

DEPARTMENTAL MISSION

This impact fund is administered by the Aquatics Program, which supports the Vision and Mission of the City by providing a safe environment for aquatic recreation; teaching aquatic safety through swim lessons; providing opportunities for Gonzales residents to enjoy aquatic recreation; and managing fiscal resources responsibly.

DEPARTMENTAL PROGRAMS

This fund is used to track expenditures for improvements to the Aquatics Facility.

ACCOMPLISHMENTS FOR FY 2018-2019

- Collected Impact Funds.

DEPARTMENTAL GOALS FOR FY 2019-2020

- Continue to collect Impact Funds.

FY 2019-2020 RECOMMENDED BUDGET

The Department's FY 2019-2020 Recommended Budget reflects no activity. As a result, the Net Cost is zero.

Revenues

This budget reflects no revenues.

Personnel

There are no personnel costs reflected in this budget.

Services and Supplies

This category reflects no expenditures.

MAJOR POLICY CONSIDERATIONS

There are no major policy considerations at this time.

BUDGET WORKSHEET

City Of Gonzales

Month: 5/31/2019	Prior Year Actual	Current Year			Estimated Total	(6) PROJECTED	(7) PROPOSED	(8) ADOPTED
		Original Budget	Amended Budget	Actual Thru May				
Fund: 243 - Aquatic Facilities Mitigation								
Revenues								
Dept: 000								
5277.000 Public Facilities Impact Fees	0	0	0	0	0			
5515.000 Interest Income	0	0	0	0	0			
5958.000 Transfer from Fund 460	0	0	0	0	0			
Dept: 000	0	0	0	0	0	0	0	0
Total Revenues	0	0	0	0	0	0	0	0
Expenditures								
Dept: 000								
6210.000 Special Departmental Expenses	0	0	0	0	0			
6212.000 Maintenance Supplies	0	0	0	0	0			
6530.000 Capital Outlay-Improvements	0	0	0	0	0			
Dept: 000	0	0	0	0	0	0	0	0
Total Expenditures	0	0	0	0	0	0	0	0
Aquatic Facilities Mitigation	0	0	0	0	0	0	0	0

**Animal Control Facilities Impact Fees Fund
Budget Narrative for FY 2019-2020
Budget Fund 244**

DEPARTMENTAL MISSION

This fund is administered by the Gonzales Police Department who supports the Vision and Mission of the City by providing public safety services based on a cooperative community policing platform to ensure the safety of all of our residents, businesses, and visitors.

DEPARTMENTAL PROGRAMS

This fund is used to track the revenues and expenditures for improvements to the Animal Control Holding Facility, from Impact Fees collected from new development with the City.

ACCOMPLISHMENTS FOR FY 2018-2019

- The Gonzales Animal Control Holding Facility used for temporarily holding animals, continued to meet the needs of the community.
- The Animal Control Officer did community outreach and enforcement to bring most of the dogs owed in the City into compliance with vaccinations and licensing.

DEPARTMENTAL GOALS FOR FY 2019-2020

- Continue to collect Animal Control Facility Impact Fees for all new development in the City.

FY 2019-2020 RECOMMENDED BUDGET

The Department's FY 2019-2020 Recommended Budget reflects no activity.

Revenues

Minimal activity is anticipated because the source of revenues for this fund is derived from the development of new housing.

Personnel

There are no personnel costs associated with this budget.

Services and Supplies

This budget reflects no expenditures.

Capital Projects and Fixed Assets

This budget reflects no expenditures.

MAJOR POLICY CONSIDERATIONS

There are no major policy considerations reflected in this budget.

BUDGET WORKSHEET

City Of Gonzales

Month: 5/31/2019	Prior Year Actual	Current Year			Estimated Total	(6) PROJECTED	(7) PROPOSED	(8) ADOPTED
		Original Budget	Amended Budget	Actual Thru May				
Fund: 244 - Animal Control Facilities Miti								
Revenues								
Dept: 000								
5277.000 Public Facilities Impact Fees	0	0	0	0	0			
5958.000 Transfer from Fund 460	0	0	0	0	0			
Dept: 000	0	0	0	0	0	0	0	0
Total Revenues	0	0	0	0	0	0	0	0
Expenditures								
Dept: 000								
6210.000 Special Departmental Expenses	0	0	0	0	0			
6212.000 Maintenance Supplies	0	0	0	0	0			
6530.000 Capital Outlay-Improvements	0	0	0	0	0			
Dept: 000	0	0	0	0	0	0	0	0
Total Expenditures	0	0	0	0	0	0	0	0
Animal Control Facilities Miti	0	0	0	0	0	0	0	0

**Storm Drainage Facilities Impact Fee
Budget Narrative for FY 2019-2020
Budget Fund 245**

DEPARTMENTAL MISSION

This impact fund is administered to provide storm drainage facilities to meet the needs of planned growth in Gonzales in an efficient and effective manner.

DEPARTMENTAL PROGRAMS

This fund is used to improve the stormwater drainage systems, necessary to accommodate growth within the City.

ACCOMPLISHMENTS FOR FY 2018-2019

- Fees were collected from projects.

DEPARTMENTAL GOALS FOR FY 2019-2020

- Continue collection of appropriate stormwater drainage facilities impact funds.
- Complete year-six of stormwater permit.
- Update impact fees to match new requirements.

FY 2019-2020 RECOMMENDED BUDGET

This Fund's FY 2019-2020 Recommended Budget represents no change in expenditures, and an increase of \$16,320 or 325% in revenues, when compared to the FY 2018-2019 Approved Budget. As a result, the Requested Net Cost is decreased by (\$16,320).

Revenues

Minimal revenues are not anticipated from development.

Personnel

There are no personnel costs reflected in this budget.

Services and Supplies

This budget reflects minimal funding to assist in funding long-term growth needs.

Capital Projects/Fixed Assets

There are no capital projects/fixed assets reflected in this budget.

MAJOR POLICY CONSIDERATIONS

Consideration of developing Drainage Master Plans are required with all new development. In addition, consideration should be given to a funding source for ongoing stormwater permit compliance.

BUDGET WORKSHEET

City Of Gonzales

Month: 5/31/2019	Prior Year Actual	Current Year				(6)	(7)	(8)
		Original Budget	Amended Budget	Actual Thru May	Estimated Total	PROJECTED	PROPOSED	ADOPTED
Fund: 245 - Storm Drainage Facil Impact								
Revenues								
Dept: 000								
5279.000 Storm Drainage Impact Fees	0	5,000	5,000	21,340	5,000		21,340	
5515.000 Interest Income	17	20	20	0	20	20		
Dept: 000	17	5,020	5,020	21,340	5,020	20	21,340	0
Total Revenues	17	5,020	5,020	21,340	5,020	20	21,340	0
Expenditures								
Dept: 000								
6210.000 Special Departmental Expenses	0	0	0	0	0			
6235.000 Engineering and Surveying	0	0	0	0	0			
6245.000 Other Contractual Services	0	5,000	5,000	0	5,000		5,000	
Dept: 000	0	5,000	5,000	0	5,000	0	5,000	0
Total Expenditures	0	5,000	5,000	0	5,000	0	5,000	0
Storm Drainage Facil Impact	17	20	20	21,340	20	20	16,340	0

**Park Impact
Budget Narrative for FY 2019-2020
Budget Fund 250**

DEPARTMENTAL MISSION

This impact fund is administered to improve Gonzales' Park System to accommodate planned growth.

DEPARTMENTAL PROGRAMS

- This fund collects approved fee from development projects.
- This fund is used to finance park improvement projects required for planned growth.

ACCOMPLISHMENTS FOR FY 2018-2019

- There was no activity in this fund in this fiscal year.

DEPARTMENTAL GOALS FOR FY 2019-2020

- Ensure that park improvements are adequately planned.
- Collect appropriate fees from new development.

FY 2019-2020 RECOMMENDED BUDGET

This Fund's FY 2019-2020 Recommended Budget represents no change in expenditures or revenues, when compared to the FY 2018-2019 Approved Budget. As a result, the requested Net Cost is not increased.

Estimated Fund Balance

The year-end Fund Balance is estimated to be \$2,700 as of June 30, 2019.

Revenues

No revenues are reflected. The next infusion of revenue to this fund will occur when the next housing project materializes.

Personnel

There are no personnel costs reflected in this budget.

Services and Supplies

The budget reflects no services and supplies.

Capital Projects/Fixed Assets

The budget reflects no capital projects.

MAJOR POLICY CONSIDERATIONS

In the future, when funding is identified, completing a “Park Master Plan” would be valuable to coordinate future parks and open space.

BUDGET WORKSHEET

City Of Gonzales

Month: 5/31/2019	Prior Year Actual	Current Year				(6)	(7)	(8)
		Original Budget	Amended Budget	Actual Thru May	Estimated Total	PROJECTED	PROPOSED	ADOPTED
Fund: 250 - Park Impact Fund								
Revenues								
Dept: 000								
5274.000 Park Impact Fees	0	0	0	0	0			
5275.000 Signalization Fees	0	0	0	0	0			
5277.000 Public Facilities Impact Fees	0	0	0	0	0			
5510.000 Investment Income	0	0	0	0	0			
5515.000 Interest Income	0	0	0	0	0			
5521.000 Proceeds from Lease	0	0	0	0	0			
5820.000 Other Income - Misc Payments	0	0	0	0	0			
5826.000 Contributions	0	0	0	0	0			
Dept: 000	0	0	0	0	0	0	0	0
Total Revenues	0	0	0	0	0	0	0	0
Expenditures								
Dept: 000								
6210.000 Special Departmental Expenses	0	0	0	0	0			
6212.000 Maintenance Supplies	0	0	0	158	0			
6230.000 Legal and Accounting	0	0	0	0	0			
6235.000 Engineering and Surveying	0	0	0	0	0			
6245.000 Other Contractual Services	0	0	0	0	0			
6260.000 Advertising	0	0	0	0	0			
6275.000 Subscriptions and Training	0	0	0	0	0			
6530.000 Capital Outlay-Improvements	0	0	0	0	0			
6610.000 Interest Expense	0	0	0	0	0			
6620.000 Principal Reduction	0	0	0	0	0			
Dept: 000	0	0	0	158	0	0	0	0
Total Expenditures	0	0	0	158	0	0	0	0
Park Impact Fund	0	0	0	-158	0	0	0	0

**Intersection Improvement Fund
Budget Narrative for FY 2019-2020
Budget Fund 260**

DEPARTMENTAL MISSION

This impact fund is administered to provide traffic projects required for growth around intersection improvements in an efficient and effective manner. This fund was set up to fund the future improvements on Fifth Street at US 101.

DEPARTMENTAL PROGRAMS

- This budget collects approved fees to fund intersection improvements.
- This budget funds planning for traffic intersection improvements.
- This budget funds intersection improvements.

ACCOMPLISHMENTS FOR FY 2018-2019

- Maintained the funds for the future intersection improvements on Fifth Street.
- Started the process to signalize Fifth Street overpass.
- Public Works staff did a Pilot Program directing vehicles at the on/off ramps during the last three weeks of the school year.

DEPARTMENTAL GOALS FOR FY 2019-2020

- Continue to collect fair share of improvement costs from approved development projects for traffic improvements on Fifth Street.
- Continue to look at ways to improve vehicle movement across the Fifth Street Bridge.

FY 2019-2020 RECOMMENDED BUDGET

This Fund's FY 2019-2020 Recommended Budget represents no change in expenditures, and an increase of \$1,100 or 275% in revenues, when compared to the FY 2018-2019 Approved Budget. As a result, the Requested Net Cost is decreased by (\$1,100).

Estimated Fund Balance

The year-end Fund Balance is estimated to be \$372,000 as of June 30, 2019, which is sufficient to cover this Fund's Net Cost.

Revenues

Revenues reflected in the budget are interest earnings.

Personnel

There are no personnel costs reflected in this budget.

Services and Supplies

This area includes planning and engineering to signalize the Fifth Street overpass.

Capital Projects/Fixed Assets

Traffic signals are the capital projects/fixed assets reflected in this budget.

MAJOR POLICY CONSIDERATIONS

As the City grows within the Sphere of Influence area, the Fifth Street Bridge will be impacted with additional vehicles. As a result, these developments will necessitate improvements in traffic flow in other areas due to impacts to congested intersections.

BUDGET WORKSHEET

City Of Gonzales

Month: 5/31/2019	Prior Year Actual	Current Year				(6)	(7)	(8)
		Original Budget	Amended Budget	Actual Thru May	Estimated Total	PROJECTED	PROPOSED	ADOPTED
Fund: 260 - Intersection Improvement Fund								
Revenues								
Dept: 000								
5275.000 Signalization Fees	0	0	0	0	0			
5515.000 Interest Income	1,484	400	400	1,244	400	1,500	1,500	
Dept: 000	1,484	400	400	1,244	400	1,500	1,500	0
Total Revenues	1,484	400	400	1,244	400	1,500	1,500	0
Expenditures								
Dept: 000								
6210.000 Special Departmental Expenses	0	0	0	0	0			
6235.000 Engineering and Surveying	0	10,000	10,000	0	10,000	10,000	10,000	
6245.000 Other Contractual Services	0	0	0	0	0			
6530.000 Capital Outlay-Improvements	0	250,000	250,000	0	250,000		250,000	
Dept: 000	0	260,000	260,000	0	260,000	10,000	260,000	0
Total Expenditures	0	260,000	260,000	0	260,000	10,000	260,000	0
Intersection Improvement Fund	1,484	-259,600	-259,600	1,244	-259,600	-8,500	-258,500	0

**California Breeze Parks and Open Space
Maintenance Assessment Districts Phase I, II, & III
Budget Narrative for FY 2019-2020
Budget Fund 270**

DEPARTMENTAL MISSION

These Assessment Districts provide maintenance for parks and open space areas in the California Breeze subdivision.

DEPARTMENTAL PROGRAMS

- Maintain Meyer Park.
- Maintain street landscaping in the California Breeze Subdivision.
- Maintain drainage ponds.

ACCOMPLISHMENTS FOR FY 2018-2019

- Removed and replaced the Meyer Park restroom building.
- Maintained Meyer Park.
- Maintained street landscaping in the California Breeze Subdivision.
- Maintained drainage ponds.
- Improved landscape maintenance.

FUND GOALS FOR FY 2019-2020

- Continue to maintain Meyer Park.
- Resurface the basketball court.

FY 2019-2020 RECOMMENDED BUDGET

This Fund's FY 2019-2020 Recommended Budget represents an increase of \$493 or .5% in expenditure, and \$12,900 or 16% in revenues, when compared to the FY 2018-2019 Approved Budget. As a result, the Requested Net Cost is decreased by (\$12,407).

Revenues

Revenues reflects an increase in the property tax assessments in the subdivision.

Personnel

This fund's budget pays for contract landscape maintenance services and Public Works staff's time spent maintaining areas of the California Breeze Subdivision.

Services and Supplies

This category reflects the necessary items to provide required maintenance to the district's facilities. In addition, it funds the landscape maintenance contract.

Capital Projects/Fixed Assets

The Budget reflects no capital projects or fixed assets.

MAJOR POLICY CONSIDERATIONS

The turf and irrigation system at Meyer Park will need replacement in the future as funds accrue.

BUDGET WORKSHEET

City Of Gonzales

Month: 5/31/2019	Prior Year Actual	Current Year			Estimated Total	(6) PROJECTED	(7) PROPOSED	(8) ADOPTED
		Original Budget	Amended Budget	Actual Thru May				
Fund: 270 - CA Breeze Park Maintenance								
Revenues								
Dept: 000								
5110.000 Property Taxes-Secured	77,290	80,000	80,000	90,699	80,000	90,699	92,500	
5120.000 Property Taxes-Unsecured	0	0	0	0	0			
5130.000 Property Taxes-Prior Year	138	0	0	239	0			
5140.000 Property Taxes-Supplemental	0	0	0	0	0			
5515.000 Interest Income	1,022	100	100	499	100	500	500	
Dept: 000	78,450	80,100	80,100	91,437	80,100	91,199	93,000	0
Total Revenues	78,450	80,100	80,100	91,437	80,100	91,199	93,000	0
Expenditures								
Dept: 000								
6110.000 Salaries-Regular Pay	24,975	26,200	26,200	26,804	26,200	25,930	27,298	
6111.000 Salaries-Overtime Pay	1,035	400	400	1,325	400	1,170	400	
6112.000 Salaries-Extra Help	0	0	0	0	0			
6113.000 Salaries-Differentials	0	840	840	54	840	840		
6131.000 Deferred Compensation Expense	0	0	0	0	0			
6132.000 Retirement - PERS	3,166	4,890	4,890	1,817	4,890	4,890	5,330	
6140.000 Life and Disability Insurance	269	442	442	263	442	442	447	
6150.000 Workers Comp Insurance	753	615	615	615	615	615	923	
6160.000 Social Security	1,923	2,079	2,079	2,095	2,079	2,079	2,161	
6170.000 Health and Dental Insurance	6,480	5,940	5,940	6,243	5,940	5,940	5,940	
6210.000 Special Departmental Expenses	5	0	1,000	849	1,000	1,000	1,000	
6211.000 Office Supplies	0	0	0	0	0			
6212.000 Maintenance Supplies	21	5,000	4,000	624	4,000	750	800	
6220.000 Telephone	0	0	0	0	0			
6225.000 Utilities	9,735	12,000	12,000	8,157	12,000	12,000	12,000	
6226.000 Utilities-Water	0	0	0	0	0			
6230.000 Legal and Accounting	399	500	500	63	500	100	100	
6235.000 Engineering and Surveying	3,435	12,000	5,000	501	5,000	1,000	5,000	
6245.000 Other Contractual Services	20,754	20,000	33,000	23,695	33,000	27,000	30,000	
6260.000 Advertising	510	0	0	0	0			
6530.000 Capital Outlay-Improvements	18,614	0	168,000	167,527	168,000	168,000		
6542.000 Equipment-Vehicles	0	0	0	0	0			
6900.000 Transfers to General Fund	5,000	5,000	5,000	5,000	5,000	5,000	5,000	
Dept: 000	97,074	95,906	269,906	245,633	269,906	256,756	96,399	0
Total Expenditures	97,074	95,906	269,906	245,633	269,906	256,756	96,399	0
CA Breeze Park Maintenance	-18,624	-15,806	-189,806	-154,196	-189,806	-165,557	-3,399	0

California Breeze Benefit Assessment Districts
Budget Narrative for FY 2019-2020
Budget Funds 280, 290, and 300

DEPARTMENTAL MISSION

These Assessment Districts are administered to provide safe and effective improvements in the California Breeze Subdivision. The streets, streetlights, drainage pond, and storm drains are maintained in the most efficient manner possible. for the benefit of the residents of the subdivision

DEPARTMENTAL PROGRAMS

- Maintain streets, street lighting, sweeping, striping, and signage in the California Breeze Subdivision.
- Maintain the stormwater drainage system in the California Breeze Subdivision.

ACCOMPLISHMENTS FOR FY 2018-2019

- Maintained street lights.
- Maintained street sweeping in the California Breeze Subdivision.
- Maintained the stormwater drainage system in the California Breeze Subdivision.

DEPARTMENTAL GOALS FOR FY 2019-2020

- Maintain streets of the California Breeze Subdivision in the most efficient and effective manner within the approved budget.
- Stripe streets as needed.
- Replace street signs as needed.
- Maintain street sweeping program.

FY 2019-2020 RECOMMENDED BUDGET

FUND 280 - California Breeze Phase I

This Fund's FY 2019-2020 Recommended Budget represents a decrease of (\$5,815) or (33%) in expenditures, and an increase of \$600 or 4% in revenues, when compared to the FY 2018-2019 Approved Budget. As a result, the Requested Net Cost is decreased by (\$6,415).

FUND 290 - California Breeze Phase II

This Fund's FY 2019-2020 Recommended Budget remains essentially unchanged, when compared to the FY 2018-2019 Approved Budget. As a result, the Requested Net Cost is essentially no different.

FUND 300 - California Breeze Phase III

This Fund's FY 2019-2020 Recommended Budget represents a decrease of (\$171) or (.8%) in expenditures, and an increase of \$1,000 or 3.6% in revenues, when compared to the FY 2018-2019 Approved Budget. As a result, the Requested Net Cost is decreased by (\$1,171).

Estimated Fund Balance

The year-end Fund Balances are estimated to be \$37,000 for Fund 280, and \$65,000 for Fund 300 as of June 30, 2019, which is sufficient to cover the Net Costs.

Revenues

Revenues, which are special assessments, are projected to increase slightly.

Personnel

These budgets pay for Public Works Department staff that maintains the districts' assets.

Services and Supplies

These budgets pay for street lights and maintenance supplies required to provide the best public streets, and drainage to meet the needs of area residents. In addition, it reflects:

- Clearing and dredging the percolation pond.
- This fund's share of the Stormwater Plan.
- A proactive Street Sign Replacement Program.
- The development of a Street Maintenance Plan as part of the pavement management plan.

Capital Projects/Fixed Assets

There are no capital outlay reflected in these budgets.

MAJOR POLICY CONSIDERATIONS

The property tax assessments generated by these three districts, are intended to minimize the maintenance financial obligations generated by the development of this subdivision on the City's General Fund. The street repair funds are accumulated for large street repairs. All three districts will fund road repairs and striping as funds become available.

BUDGET WORKSHEET

City Of Gonzales

Month: 5/31/2019	Prior Year Actual	Current Year			Estimated Total	(6) PROJECTED	(7) PROPOSED	(8) ADOPTED
		Original Budget	Amended Budget	Actual Thru May				
Fund: 280 - CA Breeze Maintenance #1								
Revenues								
Dept: 000								
5110.000 Property Taxes-Secured	14,916	15,000	15,000	15,009	15,000	15,009	15,300	
5130.000 Property Taxes-Prior Year	113	0	0	104	0			
5515.000 Interest Income	439	100	100	359	100	400	400	
Dept: 000	15,468	15,100	15,100	15,472	15,100	15,409	15,700	0
Total Revenues	15,468	15,100	15,100	15,472	15,100	15,409	15,700	0
Expenditures								
Dept: 000								
6110.000 Salaries-Regular Pay	2,306	2,334	2,334	2,217	2,334	2,334	2,600	
6111.000 Salaries-Overtime Pay	0	20	20	4	20	20	20	
6112.000 Salaries-Extra Help	0	0	0	0	0			
6113.000 Salaries-Differentials	0	0	0	7	0			
6132.000 Retirement - PERS	293	423	423	169	423	423	494	
6140.000 Life and Disability Insurance	26	40	40	24	40	40	43	
6150.000 Workers Comp Insurance	60	49	49	49	49	49	74	
6160.000 Social Security	170	180	180	165	180	180	200	
6170.000 Health and Dental Insurance	255	475	475	241	475	475	475	
6210.000 Special Departmental Expenses	0	1,000	1,000	360	1,000	500	750	
6212.000 Maintenance Supplies	0	1,000	1,000	0	1,000		250	
6213.000 Oils and Lubricants	255	500	500	233	500	500	500	
6225.000 Utilities	5,382	5,500	5,500	4,329	5,500	5,500	550	
6230.000 Legal and Accounting	140	500	500	21	500	250	250	
6235.000 Engineering and Surveying	1,501	1,400	1,400	167	1,400	1,400	1,400	
6245.000 Other Contractual Services	0	0	0	273	0	10		
6248.000 Street Sweeping	0	0	0	0	0			
6260.000 Advertising	137	150	150	0	150		150	
6530.000 Capital Outlay-Improvements	0	0	0	0	0			
6900.000 Transfers to General Fund	5,000	4,000	4,000	4,000	4,000	4,000	4,000	
Dept: 000	15,525	17,571	17,571	12,259	17,571	15,681	11,756	0
Total Expenditures	15,525	17,571	17,571	12,259	17,571	15,681	11,756	0
CA Breeze Maintenance #1	-57	-2,471	-2,471	3,213	-2,471	-272	3,944	0

BUDGET WORKSHEET

City Of Gonzales

Month: 5/31/2019	Prior Year Actual	Current Year				(6)	(7)	(8)
		Original Budget	Amended Budget	Actual Thru May	Estimated Total	PROJECTED	PROPOSED	ADOPTED
Fund: 290 - CA Breeze Maintenance #2								
Revenues								
Dept: 000								
5110.000 Property Taxes-Secured	23,942	24,000	24,000	23,942	24,000	23,942	24,400	
5120.000 Property Taxes-Unsecured	0	0	0	0	0			
5130.000 Property Taxes-Prior Year	0	0	0	92	0			
5140.000 Property Taxes-Supplemental	0	0	0	0	0			
5515.000 Interest Income	0	100	100	0	100	100	100	
Dept: 000	23,942	24,100	24,100	24,034	24,100	24,042	24,500	0
Total Revenues	23,942	24,100	24,100	24,034	24,100	24,042	24,500	0
Expenditures								
Dept: 000								
6110.000 Salaries-Regular Pay	4,036	4,084	4,084	3,880	4,084	4,084	4,550	
6111.000 Salaries-Overtime Pay	0	35	35	6	35	35	35	
6112.000 Salaries-Extra Help	0	0	0	0	0			
6113.000 Salaries-Differentials	0	0	0	12	0			
6132.000 Retirement - PERS	512	741	741	296	741	741	865	
6140.000 Life and Disability Insurance	46	70	70	43	70	70	75	
6150.000 Workers Comp Insurance	110	90	90	90	90	90	135	
6160.000 Social Security	297	315	315	289	315	315	350	
6170.000 Health and Dental Insurance	447	832	832	421	832	832	832	
6210.000 Special Departmental Expenses	0	1,000	1,000	0	1,000		500	
6212.000 Maintenance Supplies	0	1,000	1,000	0	1,000		500	
6213.000 Oils and Lubricants	255	500	500	233	500	500	500	
6225.000 Utilities	3,793	2,500	2,500	2,903	2,500	3,100	3,500	
6230.000 Legal and Accounting	140	500	500	21	500	250	250	
6235.000 Engineering and Surveying	1,501	2,500	2,500	167	2,500	2,500	2,500	
6245.000 Other Contractual Services	0	0	21,000	20,416	21,000	21,000		
6248.000 Street Sweeping	0	0	0	0	0			
6260.000 Advertising	137	150	150	0	150		150	
6530.000 Capital Outlay-Improvements	0	0	0	0	0			
6900.000 Transfers to General Fund	5,000	5,000	5,000	5,000	5,000	5,000	5,000	
6927.000 Transfer to Street Fund [130]	9,700	0	0	0	0			
Dept: 000	25,974	19,317	40,317	33,777	40,317	38,517	19,742	0
Total Expenditures	25,974	19,317	40,317	33,777	40,317	38,517	19,742	0
CA Breeze Maintenance #2	-2,032	4,783	-16,217	-9,743	-16,217	-14,475	4,758	0

BUDGET WORKSHEET

City Of Gonzales

Month: 5/31/2019	Prior Year	Current Year			(6)	(7)	(8)	
	Actual	Original Budget	Amended Budget	Actual Thru May	Estimated Total	PROJECTED	PROPOSED	ADOPTED
Fund: 300 - CA Breeze Maintenance #3								
Revenues								
Dept: 000								
5110.000 Property Taxes-Secured	26,687	27,000	27,000	26,453	27,000	26,453	26,900	
5120.000 Property Taxes-Unsecured	0	0	0	0	0			
5130.000 Property Taxes-Prior Year	0	0	0	0	0			
5140.000 Property Taxes-Supplemental	0	0	0	0	0			
5515.000 Interest Income	1,429	100	100	1,167	100	1,200	1,200	
Dept: 000	28,116	27,100	27,100	27,620	27,100	27,653	28,100	0
Total Revenues	28,116	27,100	27,100	27,620	27,100	27,653	28,100	0
Expenditures								
Dept: 000								
6110.000 Salaries-Regular Pay	3,460	3,500	3,500	3,326	3,500	3,500	3,900	
6111.000 Salaries-Overtime Pay	0	30	30	5	30	30	30	
6112.000 Salaries-Extra Help	0	0	0	0	0			
6113.000 Salaries-Differentials	0	0	0	10	0			
6132.000 Retirement - PERS	439	635	635	254	635	635	741	
6140.000 Life and Disability Insurance	40	60	60	37	60	60	65	
6150.000 Workers Comp Insurance	95	77	77	77	77	77	115	
6160.000 Social Security	255	270	270	247	270	270	300	
6170.000 Health and Dental Insurance	383	713	713	361	713	713	713	
6210.000 Special Departmental Expenses	0	1,000	1,000	0	1,000		500	
6212.000 Maintenance Supplies	0	1,000	1,000	0	1,000		500	
6213.000 Oils and Lubricants	255	500	500	233	500	500	500	
6220.000 Telephone	0	0	0	0	0			
6225.000 Utilities	4,970	4,000	4,000	2,903	4,000	4,000	4,500	
6230.000 Legal and Accounting	140	500	500	21	500	250	250	
6235.000 Engineering and Surveying	1,501	2,500	2,500	167	2,500	2,500	2,500	
6245.000 Other Contractual Services	0	0	0	266	0			
6248.000 Street Sweeping	0	0	0	0	0			
6260.000 Advertising	137	150	150	0	150		150	
6530.000 Capital Outlay-Improvements	0	0	0	0	0			
6542.000 Equipment-Vehicles	0	0	0	0	0			
6900.000 Transfers to General Fund	5,000	5,000	5,000	5,000	5,000	5,000	5,000	
6927.000 Transfer to Street Fund [130]	13,100	0	0	0	0			
Dept: 000	29,775	19,935	19,935	12,907	19,935	17,535	19,764	0
Total Expenditures	29,775	19,935	19,935	12,907	19,935	17,535	19,764	0
CA Breeze Maintenance #3	-1,659	7,165	7,165	14,713	7,165	10,118	8,336	0

**Canyon Creek Parks & Open Space
Maintenance Assessment Districts Phase I, II, & III
Budget Narrative for FY 2019-2020
Budget Fund 302**

DEPARTMENTAL MISSION

These Assessment Districts are administered to provide maintenance for parks and public open spaces in the Canyon Creek Subdivision.

DEPARTMENTAL PROGRAMS

- Maintain Canyon Creek Park and the Tot Lot Park.
- Maintain street landscaping in the Canyon Creek Subdivision.
- Maintain drainage pond.
- Manage slough clearing for maximize use of the Canyon Creek Park.

ACCOMPLISHMENTS FOR FY 2018-2019

- Maintained Canyon Creek parks.
- Maintained street landscaping in the Canyon Creek Subdivision.
- Maintained drainage pond.
- Cleared the slough when possible to prevent flooding of the park.
- Coordinated slough clearing with adjacent farming operations.
- Contracted landscape maintenance.

DEPARTMENTAL GOALS FOR FY 2019-2020

- Continue to maintain Canyon Creek parks so they can be used in the most efficient manner possible.
- Monitor contract landscaping maintenance.
- Continue to maintain drainage through the Canyon Creek park area through coordinated efforts with adjacent property owners.

FY 2019-2020 RECOMMENDED BUDGET

The Fund's FY 2019-2020 Recommended Budget represents an overall decrease of (\$20,588) or (32%) in expenditures, and (\$8,225) or (8.4%) in revenues, when compared to the FY 2018-2019 Approved Budget. As a result, the Requested Net Cost decreased by (\$12,363).

Estimated Fund Balance

The year-end fund balance for this fund is estimated to be \$354,000 as of June 30, 2019.

Revenues

Revenues, which are special assessments, have essentially remained constant except for the cost of living increase.

Personnel

This fund's budget includes the landscape maintenance contract and compensates the Public Works Department for time spent maintaining areas of the Canyon Creek Subdivision.

Services and Supplies

This category reflects the necessary items to provide required maintenance to the district's facilities.

Included in this area are:

- A landscape contract.
- A study of when and how to develop the remaining parkland.

Capital Projects/Fixed Assets

The budget does not reflect any capital projects at this time.

MAJOR POLICY CONSIDERATIONS

The property tax assessments generated by these districts, are intended to minimize the maintenance financial obligations generated by the development of this subdivision on the City's General Fund. With time, it is hoped that these funds will be used to match other sources to build the full park.

BUDGET WORKSHEET

City Of Gonzales

Month: 5/31/2019	Prior Year Actual	Current Year			Estimated Total	(6) PROJECTED	(7) PROPOSED	(8) ADOPTED
		Original Budget	Amended Budget	Actual Thru May				
Fund: 302 - Canyon Creek Park & Park Maint								
Revenues								
Dept: 000								
5110.000 Property Taxes-Secured	94,769	97,000	97,000	86,486	97,000	86,486	88,200	
5130.000 Property Taxes-Prior Year	0	225	225	187	225	225		
5515.000 Interest Income	1,472	400	400	1,225	400	1,200	1,200	
Dept: 000	96,241	97,625	97,625	87,898	97,625	87,911	89,400	0
Total Revenues	96,241	97,625	97,625	87,898	97,625	87,911	89,400	0
Expenditures								
Dept: 000								
6110.000 Salaries-Regular Pay	3,614	3,882	3,882	3,486	3,882	3,747	4,154	
6111.000 Salaries-Overtime Pay	0	0	0	0	0			
6112.000 Salaries-Extra Help	0	0	0	0	0			
6113.000 Salaries-Differentials	0	0	0	12	0			
6114.000 Workers Compensation Payment	0	0	0	0	0			
6131.000 Deferred Compensation Expense	0	0	0	0	0			
6132.000 Retirement - PERS	433	675	675	257	675	675	757	
6140.000 Life and Disability Insurance	39	64	64	37	64	64	67	
6150.000 Workers Comp Insurance	85	69	69	69	69	69	104	
6160.000 Social Security	264	287	287	253	287	287	307	
6170.000 Health and Dental Insurance	376	594	594	617	594	594	594	
6210.000 Special Departmental Expenses	2,702	1,000	1,000	392	1,000	500	1,000	
6212.000 Maintenance Supplies	43	5,000	5,000	51	5,000	100	1,000	
6220.000 Telephone	0	0	0	0	0			
6225.000 Utilities	1,206	3,000	3,000	759	3,000	1,500	2,000	
6230.000 Legal and Accounting	420	1,000	1,000	63	1,000	500	500	
6235.000 Engineering and Surveying	2,649	5,000	5,000	501	5,000	1,000	2,500	
6245.000 Other Contractual Services	27,970	33,000	33,000	21,874	33,000	25,000	30,000	
6248.000 Street Sweeping	0	0	0	0	0			
6260.000 Advertising	723	500	500	0	500		500	
6530.000 Capital Outlay-Improvements	0	10,000	10,000	58,990	10,000	58,990		
6542.000 Equipment-Vehicles	0	0	0	0	0			
6900.000 Transfers to General Fund	0	0	0	0	0			
Dept: 000	40,524	64,071	64,071	87,361	64,071	93,026	43,483	0
Total Expenditures	40,524	64,071	64,071	87,361	64,071	93,026	43,483	0
Canyon Creek Park & Park Maint	55,717	33,554	33,554	537	33,554	-5,115	45,917	0

Canyon Creek Benefit Assessment Districts Phase I, II, & III

Budget Narrative for FY 2019-2020

Budget Funds 304, 306, and 308

DEPARTMENTAL MISSION

These Assessment Districts are administered to provide safe and effective improvements in the Canyon Creek subdivision. The streets, streetlights, drainage pond, and stormwater drains are maintained in the most efficient manner possible for the benefit of the residents of the subdivision.

DEPARTMENTAL PROGRAMS

- Maintain street lighting, striping, and signage in the Canyon Creek Subdivision.
- Maintain the Stormwater Drainage System in the Canyon Creek Subdivision.

ACCOMPLISHMENTS FOR FY 2018-2019

- Maintained street lights.
- Maintained the Stormwater Drainage System.

DEPARTMENTAL GOALS FOR FY 2019-2020

- Maintain streets by repairing potholes, restriping, and replacing signs as needed.
- Provide graffiti abatement quickly.

FY 2019-2020 RECOMMENDED BUDGET

FUND 304 - Canyon Creek Phase I

This Fund's FY 2019-2020 Recommended Budget represents a decrease of (\$12,073) or (28%) in expenditures, and an increase of \$8,150 or 26% in revenues, when compared to the FY 2018-2019 Approved Budget. As a result, the Requested Net Cost is decreased by (\$20,223).

FUND 306 - Canyon Creek Phase II

This Fund's FY 2019-2020 Recommended Budget represents a decrease of (\$13,058) or (30%) in expenditures, and an increase of \$6,700 or 21% in revenues, when compared to the FY 2018-2019 Approved Budget. As a result, the Requested Net Cost is decreased by (\$19,758).

FUND 308 - Canyon Creek Phase III

This Fund's FY 2019-2020 Recommended Budget represents an overall decrease of (\$12,565) or (32%) in expenditures, and an increase of \$7,700 or 17% in revenues, when compared to the FY 2018-2019 Approved Budget. As a result, the Requested Net Cost is decreased by (\$20,265).

Estimated Fund Balance

The year-end Fund Balances are estimated to be \$220,000 for Fund 304; \$187,000 for Fund 306; and \$254,000 for Fund 308 as of June 30, 2019.

Revenues

Revenues, which are special assessments, have essentially been kept the same plus the annual cost of living adjustment.

Personnel

These funds pay for Public Works staff that maintains the districts' assets.

Services and Supplies

This Fund pays for the maintenance efforts and supplies related to the upkeep of the:

- Gonzales Slough.
- Canyon Creek storm drain lines.
- Canyon Creek Storm Water Retention Pond.
- Roadways including street lights, striping and signage.

Capital Projects/Fixed Assets

There is no capital outlay included in these budgets this fiscal year.

MAJOR POLICY CONSIDERATIONS

The property tax assessments generated by these three districts, are intended to minimize the maintenance financial obligations generated by the development of this subdivision on the City's general fund.

BUDGET WORKSHEET

City Of Gonzales

Month: 5/31/2019	Prior Year Actual	Current Year			Estimated Total	(6) PROJECTED	(7) PROPOSED	(8) ADOPTED
		Original Budget	Amended Budget	Actual Thru May				
Fund: 304 - Canyon Creek Maintenance #1								
Revenues								
Dept: 000								
5110.000 Property Taxes-Secured	34,183	31,000	31,000	36,908	31,000	36,907	37,600	
5130.000 Property Taxes-Prior Year	0	0	0	0	0			
5515.000 Interest Income	1,960	50	50	1,605	50	1,600	1,600	
Dept: 000	36,143	31,050	31,050	38,513	31,050	38,507	39,200	0
Total Revenues	36,143	31,050	31,050	38,513	31,050	38,507	39,200	0
Expenditures								
Dept: 000								
6110.000 Salaries-Regular Pay	1,730	1,750	1,750	1,663	1,750	1,750	1,950	
6111.000 Salaries-Overtime Pay	0	15	15	3	15	15		
6112.000 Salaries-Extra Help	0	0	0	0	0			
6113.000 Salaries-Differentials	0	0	0	5	0			
6132.000 Retirement - PERS	220	318	318	127	318	318	370	
6140.000 Life and Disability Insurance	20	30	30	18	30	30	32	
6150.000 Workers Comp Insurance	55	45	45	45	45	45	68	
6160.000 Social Security	127	135	135	124	135	135	150	
6170.000 Health and Dental Insurance	191	356	356	180	356	356	356	
6210.000 Special Departmental Expenses	0	5,000	5,000	360	5,000	500	2,500	
6212.000 Maintenance Supplies	0	10,000	10,000	0	10,000		1,000	
6213.000 Oils and Lubricants	255	800	800	233	800	500	500	
6225.000 Utilities	2,514	3,500	3,500	2,233	3,500	3,500	3,500	
6230.000 Legal and Accounting	140	800	800	21	800	100	250	
6235.000 Engineering and Surveying	883	5,000	5,000	167	5,000	1,000	5,000	
6245.000 Other Contractual Services	750	10,000	10,000	1	10,000	1,000	10,000	
6248.000 Street Sweeping	0	0	0	0	0			
6260.000 Advertising	164	150	150	0	150		150	
6530.000 Capital Outlay-Improvements	0	0	0	0	0			
6900.000 Transfers to General Fund	5,000	5,000	5,000	5,000	5,000	5,000	5,000	
6927.000 Transfer to Street Fund [130]	9,400	0	0	0	0			
Dept: 000	21,449	42,899	42,899	10,180	42,899	14,249	30,826	0
Total Expenditures	21,449	42,899	42,899	10,180	42,899	14,249	30,826	0
Canyon Creek Maintenance #1	14,694	-11,849	-11,849	28,333	-11,849	24,258	8,374	0

BUDGET WORKSHEET

City Of Gonzales

Month: 5/31/2019	Prior Year Actual	Current Year			Estimated Total	(6) PROJECTED	(7) PROPOSED	(8) ADOPTED
		Original Budget	Amended Budget	Actual Thru May				
Fund: 306 - Canyon Creek Maintenance #2								
Revenues								
Dept: 000								
5110.000 Property Taxes-Secured	33,500	32,000	32,000	36,908	32,000	36,908	37,600	
5130.000 Property Taxes-Prior Year	0	0	0	228	0	228		
5515.000 Interest Income	1,365	100	100	1,120	100	1,200	1,200	
5821.000 Other Income -Reimbursements	0	0	0	0	0			
Dept: 000	34,865	32,100	32,100	38,256	32,100	38,336	38,800	0
Total Revenues	34,865	32,100	32,100	38,256	32,100	38,336	38,800	0
Expenditures								
Dept: 000								
6110.000 Salaries-Regular Pay	1,730	1,750	1,750	1,663	1,750	1,750	1,950	
6111.000 Salaries-Overtime Pay	0	15	15	3	15	15	15	
6112.000 Salaries-Extra Help	0	0	0	0	0			
6113.000 Salaries-Differentials	0	0	0	5	0			
6132.000 Retirement - PERS	219	318	318	127	318	318	370	
6140.000 Life and Disability Insurance	20	30	30	18	30	30	32	
6150.000 Workers Comp Insurance	55	45	45	45	45	45	68	
6160.000 Social Security	127	135	135	124	135	135	150	
6170.000 Health and Dental Insurance	191	356	356	180	356	356	356	
6210.000 Special Departmental Expenses	0	5,000	5,000	0	5,000		2,500	
6212.000 Maintenance Supplies	0	10,000	10,000	0	10,000		5,000	
6213.000 Oils and Lubricants	255	800	800	233	800	500	500	
6225.000 Utilities	2,514	3,500	3,500	2,057	3,500	3,000	3,500	
6230.000 Legal and Accounting	140	800	800	21	800	200	250	
6235.000 Engineering and Surveying	883	5,000	5,000	167	5,000	1,000	5,000	
6245.000 Other Contractual Services	750	10,000	10,000	1	10,000	1,000	5,000	
6248.000 Street Sweeping	0	0	0	0	0			
6260.000 Advertising	164	150	150	0	150		150	
6530.000 Capital Outlay-Improvements	0	0	0	0	0			
6900.000 Transfers to General Fund	5,000	5,000	5,000	5,000	5,000	5,000	5,000	
6927.000 Transfer to Street Fund [130]	9,400	0	0	0	0			
Dept: 000	21,448	42,899	42,899	9,644	42,899	13,349	29,841	0
Total Expenditures	21,448	42,899	42,899	9,644	42,899	13,349	29,841	0
Canyon Creek Maintenance #2	13,417	-10,799	-10,799	28,612	-10,799	24,987	8,959	0

BUDGET WORKSHEET

City Of Gonzales

Month: 5/31/2019	Prior Year Actual	Current Year			Estimated Total	(6) PROJECTED	(7) PROPOSED	(8) ADOPTED
		Original Budget	Amended Budget	Actual Thru May				
Fund: 308 - Canyon Creek Maintenance #3								
Revenues								
Dept: 000								
5110.000 Property Taxes-Secured	47,805	45,000	45,000	51,853	45,000	51,853	52,800	
5130.000 Property Taxes-Prior Year	0	0	0	0	0			
5515.000 Interest Income	1,437	100	100	1,182	100	100		
5821.000 Other Income - Reimbursements	0	0	0	0	0			
Dept: 000	49,242	45,100	45,100	53,035	45,100	51,953	52,800	0
Total Revenues	49,242	45,100	45,100	53,035	45,100	51,953	52,800	0
Expenditures								
Dept: 000								
6110.000 Salaries-Regular Pay	2,883	2,917	2,917	2,771	2,917	2,917	3,250	
6111.000 Salaries-Overtime Pay	0	25	25	4	25	25	25	
6113.000 Salaries-Differentials	0	0	0	8	0			
6132.000 Retirement - PERS	366	530	530	212	530	530	618	
6140.000 Life and Disability Insurance	33	50	50	30	50	50	54	
6150.000 Workers Comp Insurance	85	69	69	69	69	69	104	
6160.000 Social Security	213	225	225	206	225	225	250	
6170.000 Health and Dental Insurance	319	594	594	301	594	594	594	
6210.000 Special Departmental Expenses	0	5,000	5,000	0	5,000		2,500	
6212.000 Maintenance Supplies	0	5,000	5,000	22	5,000	100	2,500	
6213.000 Oils and Lubricants	0	750	750	0	750		500	
6225.000 Utilities	2,514	3,000	3,000	2,137	3,000	3,000	3,000	
6230.000 Legal and Accounting	140	550	550	21	550	250	250	
6235.000 Engineering and Surveying	883	5,000	5,000	167	5,000	1,000	2,500	
6245.000 Other Contractual Services	750	10,000	10,000	0	10,000	2,500	5,000	
6248.000 Street Sweeping	0	0	0	0	0			
6260.000 Advertising	164	150	150	0	150		150	
6530.000 Capital Outlay-Improvements	0	0	0	0	0			
6900.000 Transfers to General Fund	5,000	5,000	5,000	5,000	5,000	5,000	5,000	
6927.000 Transfer to Street Fund [130]	11,200	0	0	0	0			
Dept: 000	24,550	38,860	38,860	10,948	38,860	16,260	26,295	0
Total Expenditures	24,550	38,860	38,860	10,948	38,860	16,260	26,295	0
Canyon Creek Maintenance #3	24,692	6,240	6,240	42,087	6,240	35,693	26,505	0

**Cipriani Estates Parks & Open Space Maintenance
Assessment District
Budget Narrative for FY 2019-2020
Budget Fund 310**

DEPARTMENTAL MISSION

This Assessment District is administered to provide maintenance for parks and open space areas in the Cipriani Estates Subdivision.

DEPARTMENTAL PROGRAMS

- Maintain Venice Way Park.
- Maintain entryway landscaping.

ACCOMPLISHMENTS FOR FY 2018-2019

- Maintained Venice Way Park.
- Replaced the entryway landscaping.

DEPARTMENTAL GOALS FOR FY 2019-2020

- Continue the maintenance of the Venice Way Park.
- Add additional picnic equipment.

FY 2019-2020 RECOMMENDED BUDGET

The Fund's FY 2019-2020 Recommended Budget represents an overall decrease of (\$2,300) or (11%) in expenditures, and an increase of \$2,900 or 8.5% in revenues, when compared to the FY 2018-2019 Approved Budget. As a result, the Requested Net Cost is decreased by (\$5,200).

Estimated Fund Balance

The year-end Fund Balance is estimated to be \$57,000 as of June 30, 2019.

Revenues

Revenues, which are special assessments, have essentially remained constant.

Personnel

This fund's budget compensates the Public Works Department for time spent maintaining areas of the Cipriani Estates Subdivision.

Services and Supplies

This category reflects the necessary items to provide required maintenance to the district's facilities and a landscape maintenance contract.

Capital Projects/Fixed Assets

There are no capital projects or fixed assets reflected. It is anticipated that during the fiscal year, a play structure and/or shade structure, along with added table and barbecue pit, will be brought to the Council for approval, at which time, the budget will be amended.

MAJOR POLICY CONSIDERATIONS

There are no major policy considerations for this district at this time.

BUDGET WORKSHEET

City Of Gonzales

Month: 5/31/2019	Prior Year Actual	Current Year			Estimated Total	(6) PROJECTED	(7) PROPOSED	(8) ADOPTED
		Original Budget	Amended Budget	Actual Thru May				
Fund: 310 - Cipriani Estates Park Maint								
Revenues								
Dept: 000								
5110.000 Property Taxes-Secured	33,114	34,000	34,000	35,411	34,000	35,411	36,000	
5120.000 Property Taxes-Unsecured	0	0	0	0	0			
5130.000 Property Taxes-Prior Year	0	0	0	0	0			
5515.000 Interest Income	1,191	100	100	973	100	1,000	1,000	
Dept: 000	34,305	34,100	34,100	36,384	34,100	36,411	37,000	0
Total Revenues	34,305	34,100	34,100	36,384	34,100	36,411	37,000	0
Expenditures								
Dept: 000								
6132.000 Retirement - PERS	0	0	0	0	0			
6210.000 Special Departmental Expenses	0	500	500	0	500		500	
6211.000 Office Supplies	0	0	0	0	0			
6212.000 Maintenance Supplies	0	1,000	1,000	21	1,000		1,000	
6225.000 Utilities	341	500	500	308	500	500	500	
6230.000 Legal and Accounting	399	200	200	63	200	200	200	
6235.000 Engineering and Surveying	2,476	3,000	3,000	524	3,000	3,000	3,000	
6245.000 Other Contractual Services	9,742	7,500	7,500	7,294	7,500	7,500	8,000	
6248.000 Street Sweeping	0	0	0	0	0			
6255.000 Liability Insurance	2,036	2,800	0	2,792	0			
6260.000 Advertising	612	150	150	0	150		150	
6510.000 Capital Outlay-Land	0	0	0	0	0			
6530.000 Capital Outlay-Improvements	0	0	0	0	0			
6542.000 Equipment-Vehicles	0	0	0	0	0			
6900.000 Transfers to General Fund	5,000	5,000	5,000	5,000	5,000	5,000	5,000	
Dept: 000	20,606	20,650	17,850	16,002	17,850	16,200	18,350	0
Total Expenditures	20,606	20,650	17,850	16,002	17,850	16,200	18,350	0
Cipriani Estates Park Maint	13,699	13,450	16,250	20,382	16,250	20,211	18,650	0

**Cipriani Estates Benefit Assessment District
Budget Narrative for FY 2019-2020
Budget Fund 312**

DEPARTMENTAL MISSION

This assessment district is administered to provide safe and effective public improvements in the Cipriani Estates subdivision. The streets, street lights, and storm drains will be maintained for the benefit of the residents of the subdivision in the most efficient manner possible.

DEPARTMENTAL PROGRAMS

- Maintain streets, lighting, striping, and signage in the Cipriani Estates Subdivision.
- Maintain the Stormwater Drainage System in the Cipriani Estates Subdivision.

ACCOMPLISHMENTS FOR FY 2018-2019

- Maintained street lights.
- Maintained the Storm Drainage System.

DEPARTMENTAL GOALS FOR FY 2019-2020

- Maintain streets in an efficient and effective manner.
- Repair potholes as needed.
- Restripe streets as needed.
- Fund street light utilities.
- Replace street signs as needed.

FY 2019-2020 RECOMMENDED BUDGET

This Fund's FY 2019-2020 Recommended Budget represents an overall decrease of (\$10,613) or (28%) in expenditures, and an increase of \$3,100 or 6.3% in revenues, when compared to the FY 2018-2019 Approved Budget. As a result, the Requested Net Cost is decreased by (\$13,713).

Estimated Fund Balance

The year-end Fund Balance is estimated to be \$393,000 as of June 30, 2019.

Revenues

Revenues, which are special assessments, have been constant.

Personnel

This budget pays for Public Works Department staff that maintains the district's assets.

Services and Supplies

This budget pays for maintenance supplies for streets and drainage to meet the needs of area. In addition, this budget includes:

- Funds to maintain and improve the storm drain area.
- This funds a portion of a Stormwater Plan and a Master Plan for street maintenance.
- Maintaining the electric gate for emergency access as needed.
- Restriping and replacing signs as needed.

Capital Projects/Fixed Assets

There is no capital project included in this budget this fiscal year.

MAJOR POLICY CONSIDERATIONS

The property tax assessments generated by this district is intended to minimize the maintenance financial obligations generated by the development of this subdivision on the City's General Fund. There are no major policy considerations for this district.

BUDGET WORKSHEET

City Of Gonzales

Month: 5/31/2019	Prior Year Actual	Current Year				(6) PROJECTED	(7) PROPOSED	(8) ADOPTED
		Original Budget	Amended Budget	Actual Thru May	Estimated Total			
Fund: 312 - Cipriani Estates Maintenance								
Revenues								
Dept: 000								
5110.000 Property Taxes-Secured	47,859	49,000	49,000	48,921	49,000	48,921	49,800	
5120.000 Property Taxes-Unsecured	0	0	0	0	0			
5130.000 Property Taxes-Prior Year	0	0	0	0	0			
5515.000 Interest Income	2,748	200	200	2,260	200	2,500	2,500	
Dept: 000	50,607	49,200	49,200	51,181	49,200	51,421	52,300	0
Total Revenues	50,607	49,200	49,200	51,181	49,200	51,421	52,300	0
Expenditures								
Dept: 000								
6110.000 Salaries-Regular Pay	2,306	2,334	2,334	2,217	2,334	2,334	2,600	
6111.000 Salaries-Overtime Pay	0	20	20	4	20	20	20	
6113.000 Salaries-Differentials	0	0	0	7	0			
6132.000 Retirement - PERS	293	424	424	169	424	424	494	
6140.000 Life and Disability Insurance	26	40	40	24	40	40	43	
6150.000 Workers Comp Insurance	70	57	57	57	57	57	85	
6160.000 Social Security	170	180	180	165	180	180	200	
6170.000 Health and Dental Insurance	255	475	475	241	475	475	475	
6210.000 Special Departmental Expenses	0	0	0	0	0			
6212.000 Maintenance Supplies	0	5,000	5,000	0	5,000		2,500	
6225.000 Utilities	2,793	3,000	3,000	2,352	3,000	3,000	3,500	
6230.000 Legal and Accounting	420	200	200	63	200	200	200	
6235.000 Engineering and Surveying	3,639	5,000	5,000	524	5,000	2,500	5,000	
6245.000 Other Contractual Services	0	5,000	5,000	0	5,000		5,000	
6248.000 Street Sweeping	0	0	0	0	0			
6251.000 Storm Drain Repairs	0	10,000	10,000	0	10,000	10,000	1,000	
6260.000 Advertising	425	150	150	0	150		150	
6530.000 Capital Outlay-Improvements	0	0	0	0	0			
6900.000 Transfers to General Fund	5,000	5,000	5,000	5,000	5,000	5,000	5,000	
6927.000 Transfer to Street Fund [130]	7,700	0	0	0	0			
Dept: 000	23,097	36,880	36,880	10,823	36,880	24,230	26,267	0
Total Expenditures	23,097	36,880	36,880	10,823	36,880	24,230	26,267	0
Cipriani Estates Maintenance	27,510	12,320	12,320	40,358	12,320	27,191	26,033	0

**Gonzales Industrial Business Park Landscape District
Budget Narrative for FY 2019-2020
Budget Fund 314**

DEPARTMENTAL MISSION

This Assessment District is administered to provide maintenance of the open space areas in the Gonzales Industrial Business Park.

DEPARTMENTAL PROGRAMS

- Maintain the Gonzales Industrial Park public right-of-way landscaping.
- Maintain entrance ways to the Gonzales Industrial Park.
- Maintain the Percolation Pond.

ACCOMPLISHMENTS FOR FY 2018-2019

- Maintained the stormwater percolation pond.
- Maintained street landscaping.
- Worked with adjacent farming operations to minimize street problems.

DEPARTMENTAL GOALS FOR FY 2019-2020

- Maintain the stormwater percolation pond.
- Improve street landscaping maintenance.

FY 2019-2020 RECOMMENDED BUDGET

This Fund's FY 2019-2020 Recommended Budget represents an overall decrease of (\$8,781) or (18%) in expenditures, and a decrease of (\$10,700) or (36%) in revenues, when compared to the FY 2018-2019 Approved Budget. As a result, the Requested Net Cost is increased by \$1,919.

Estimated Fund Balance

The year-end Fund Balance is estimated to be \$73,000 as of June 30, 2019, which is sufficient to offset this Fund's Net Cost.

Revenues

Revenues have been adjusted to reflect anticipated assessments.

Personnel

This fund's budget compensates the Public Works Department for time spent maintaining areas of the Industrial Park.

Services and Supplies

This category reflects the necessary items to provide required maintenance to the district's facilities, and funds the landscape maintenance contract.

Capital Projects/Fixed Assets

There is no capital project included in this budget or this fiscal year.

MAJOR POLICY CONSIDERATIONS

The property tax assessments generated by this district, are intended to minimize the maintenance financial obligations generated by development of the Industrial Park on the City's General Fund.

BUDGET WORKSHEET

City Of Gonzales

Month: 5/31/2019	Prior Year Actual	Current Year				(6) PROJECTED	(7) PROPOSED	(8) ADOPTED
		Original Budget	Amended Budget	Actual Thru May	Estimated Total			
Fund: 314 - Gonzales Ind Pk Landscape Main								
Revenues								
Dept: 000								
5110.000 Property Taxes-Secured	13,549	30,000	30,000	18,347	30,000	18,347	18,700	
5515.000 Interest Income	719	100	100	591	100	700	700	
5954.000 Transfer From Fund 316	0	0	0	0	0			
Dept: 000	14,268	30,100	30,100	18,938	30,100	19,047	19,400	0
Total Revenues	14,268	30,100	30,100	18,938	30,100	19,047	19,400	0
Expenditures								
Dept: 000								
6110.000 Salaries-Regular Pay	5,766	5,834	5,834	5,556	5,834	5,834	6,500	
6111.000 Salaries-Overtime Pay	0	50	50	9	50	50	50	
6113.000 Salaries-Differentials	0	0	0	3	0			
6132.000 Retirement - PERS	731	1,060	1,060	423	1,060	1,060	1,235	
6140.000 Life and Disability Insurance	66	99	99	61	99	99	108	
6150.000 Workers Comp Insurance	165	135	135	135	135	135	203	
6160.000 Social Security	425	450	450	412	450	450	501	
6170.000 Health and Dental Insurance	638	1,188	1,188	602	1,188	1,188	1,188	
6210.000 Special Departmental Expenses	0	1,000	1,000	0	1,000		500	
6212.000 Maintenance Supplies	0	3,000	3,000	0	3,000		1,500	
6225.000 Utilities	1,544	2,500	2,500	258	2,500	2,000	2,500	
6230.000 Legal and Accounting	441	500	500	63	500	500	500	
6235.000 Engineering and Surveying	2,476	10,000	10,000	524	10,000	2,500	10,000	
6245.000 Other Contractual Services	9,212	18,000	18,000	5,298	18,000	7,000	10,000	
6248.000 Street Sweeping	0	0	0	0	0			
6260.000 Advertising	612	500	500	731	500	731	750	
6530.000 Capital Outlay-Improvements	0	5,000	5,000	0	5,000		5,000	
6927.000 Transfer to Street Fund [130]	4,700	0	0	0	0			
Dept: 000	26,776	49,316	49,316	14,075	49,316	21,547	40,535	0
Total Expenditures	26,776	49,316	49,316	14,075	49,316	21,547	40,535	0
Gonzales Ind Pk Landscape Main	-12,508	-19,216	-19,216	4,863	-19,216	-2,500	-21,135	0

Gonzales Industrial Business Park Benefit Assessment District Budget Narrative for FY 2019-2020 Budget Fund 316

DEPARTMENTAL FUND MISSION

This Assessment District funds the maintenance of the street lighting, striping, and signage in the Industrial Park. The streets, street lights, street signs, and storm drains will be maintained for the benefit of the properties in the Industrial Park in an efficient manner.

DEPARTMENTAL PROGRAMS

- Maintain street lighting, striping, and signage for the Industrial Park.
- Maintain the stormwater drainage system in the Industrial Park.

ACCOMPLISHMENTS FOR FY 2018-2019

- Maintained street lighting, striping, and signage and the storm drainage system in the Industrial Park.

DEPARTMENTAL GOALS FOR FY 2019-2020

- Improve maintenance of the storm drainage system in the Industrial Park.
- Maintain the streets, street lights, and signage.

FY 2019-2020 RECOMMENDED BUDGET

This Fund's FY 2019-2020 Recommended Budget represents an overall decrease of (\$12,000) or (19%) in expenditures, and (\$19,325) or (39%) in revenues, when compared to the FY 2018-2019 Approved Budget. As a result, the Requested Net Cost is increased by \$7,325.

Estimated Fund Balance

The year-end Fund Balance is estimated to be \$57,000 as of June 30, 2019, which is sufficient to cover the Net Cost.

Revenues

Revenues have been adjusted to reflect anticipated assessments.

Personnel

This budget reflects a transfer to the General Fund to offset maintenance and administration support.

Services and Supplies

This budget includes funding for street and storm water retention basin maintenance.

Capital Projects/Fixed Assets

There is no specific capital project funded this year. \$10,000 is set aside for capital projects that may arise during the year.

MAJOR POLICY CONSIDERATIONS

The property tax assessments generated by this district, are intended to minimize the maintenance financial obligations generated by development of the Industrial Park on the City's General Fund.

BUDGET WORKSHEET

City Of Gonzales

Month: 5/31/2019	Prior	Current Year			(6)	(7)	(8)	
	Year	Original	Amended	Actual Thru	Estimated	PROJECTED	PROPOSED	ADOPTED
	Actual	Budget	Budget	May	Total			
Fund: 316 - Gonzales Ind Pk Benefit Assess								
Revenues								
Dept: 000								
5110.000 Property Taxes-Secured	34,140	50,000	50,000	29,860	50,000	29,860	30,400	
5515.000 Interest Income	492	125	125	370	125	400	400	
Dept: 000	34,632	50,125	50,125	30,230	50,125	30,260	30,800	0
Total Revenues	34,632	50,125	50,125	30,230	50,125	30,260	30,800	0
Expenditures								
Dept: 000								
6210.000 Special Departmental Expenses	0	2,000	2,000	0	2,000		1,000	
6212.000 Maintenance Supplies	0	2,000	2,000	0	2,000		1,000	
6225.000 Utilities	1,792	3,000	3,000	1,152	3,000	2,500	3,000	
6230.000 Legal and Accounting	462	500	500	63	500	250	250	
6235.000 Engineering and Surveying	6,759	15,000	15,000	524	15,000	5,000	10,000	
6245.000 Other Contractual Services	20,000	20,000	20,000	3,600	20,000	5,000	15,000	
6248.000 Street Sweeping	0	0	0	0	0			
6260.000 Advertising	425	250	250	718	250	718	500	
6530.000 Capital Outlay-Improvements	29,268	10,000	10,000	0	10,000		10,000	
6900.000 Transfers to General Fund	9,100	10,000	10,000	10,000	10,000	10,000	10,000	
6952.000 Transfer to Fund 314	0	0	0	0	0			
Dept: 000	67,806	62,750	62,750	16,057	62,750	23,468	50,750	0
Total Expenditures	67,806	62,750	62,750	16,057	62,750	23,468	50,750	0
Gonzales Ind Pk Benefit Assess	-33,174	-12,625	-12,625	14,173	-12,625	6,792	-19,950	0

**Agricultural Industrial Park Federal Grant
Budget Narrative for FY 2019-2020
Budget Fund 407**

DEPARTMENTAL MISSION

This fund is administered by the City Manager's Office whose Mission is to support the Vision and Mission of the City by providing professional leadership, develop innovative approaches, and creative partnerships in the management of the City and execution of City Council policies. This will be done by always holding to the highest ideals of public service and ethics.

DEPARTMENTAL PROGRAMS

This fund was established to track the expenditures and revenues for the construction, and development of the Gonzales Agricultural Industrial Business Park (GAIBP).

Since the completion of the Industrial Business Park, this fund has been used to continue to isolate expenditure to improve the Park.

ACCOMPLISHMENTS FOR FY 2018-2019

- Continued a proactive approach to the development of the Industrial Park, which saw Mann Packing/Del Monte began operations and other business interests develop further.
- Continued working on developing the northern road entrance into the park and submitted the Economic Development Administration (EDA) grant application for \$3.1 million in funds.
- Successfully formed the Gonzales Energy Authority (GEA) as the first step to develop a microgrid energy system for the Industrial Park. The microgrid would provide a more reliable, sustainable, green and economic viable power supply.

DEPARTMENTAL GOALS FOR FY 2019-2020

- Continue to work with the developer and private sector to develop and occupy the Park.
- Continue to work on the developing of the northern road entrance into the Industrial Park.
- Fully develop the microgrid energy system for the Industrial Park, release the RFP, and ultimately begin construction.

FY 2019-2020 RECOMMENDED BUDGET

The Department's FY 2019-2020 Recommended Budget represents a decrease of (\$1,000) or (20%) in expenditures, and no revenues, when compared to the FY 2018-2019 Approved Budget. As a result, the Requested Net Cost is decreased by (\$1,000).

Estimated Fund Balance

The year-end Fund Balance is estimated to be \$6,500 as of June 30, 2019, which is sufficient to cover the fund's Net Cost.

Revenues

This budget reflects no revenue.

Personnel

Not applicable.

Services and Supplies

The budget includes funds for grant writing efforts to continue to enhance the Park.

Capital Projects/Fixed Assets

There are no projects reflected in the budget.

MAJOR POLICY CONSIDERATIONS

The continuing development and occupancy of the Industrial Park is a top priority of the City. To these ends, staff continues to work in a close partnership with developers, and private interest in and outside the park.

BUDGET WORKSHEET

City Of Gonzales

Month: 5/31/2019	Prior Year Actual	Current Year				(6)	(7)	(8)
		Original Budget	Amended Budget	Actual Thru May	Estimated Total	PROJECTED	PROPOSED	ADOPTED
Fund: 407 - Ag Ind. Park Federal Grant								
Revenues								
Dept: 000								
5515.000 Interest Income	0	0	0	0	0			
5665.000 TDA Revenue	0	0	0	0	0			
5670.000 EDA Grant	0	0	0	0	0			
5821.000 Other Income - Reimbursements	0	0	0	0	0			
5900.000 Transfer from Water	0	0	0	0	0			
5905.000 Transfer from Sewer	0	0	0	0	0			
5935.000 Transfer from Gonzales SA	0	0	0	0	0			
5952.000 Transfers From 140	0	0	0	0	0			
5955.000 Transfer From Fund 230	0	0	0	0	0			
Dept: 000	0	0	0	0	0	0	0	0
Total Revenues	0	0	0	0	0	0	0	0
Expenditures								
Dept: 000								
6210.000 Special Departmental Expenses	0	0	0	0	0			
6230.000 Legal and Accounting	0	0	0	0	0			
6235.000 Engineering and Surveying	0	0	0	0	0			
6245.000 Other Contractual Services	275	5,000	5,000	963	5,000	1,000	4,000	
6530.000 Capital Outlay-Improvements	0	0	0	0	0			
6953.000 Transfer to Fund 250	0	0	0	0	0			
Dept: 000	275	5,000	5,000	963	5,000	1,000	4,000	0
Total Expenditures	275	5,000	5,000	963	5,000	1,000	4,000	0
Ag Ind. Park Federal Grant	-275	-5,000	-5,000	-963	-5,000	-1,000	-4,000	0

**Shopping Center REDIP
Budget Narrative for FY 2019-2020
Budget Fund 420**

DEPARTMENTAL MISSION

This is one of the assessment districts that transfer funds to the Debt Service Fund, through the Public Financing Debt Authority to pay off some bonds.

DEPARTMENTAL PROGRAMS

This loan was paid in full a few years ago by the City; as a result, the revenue generated from the carwash and McDonald's payments are revenue to the City.

ACCOMPLISHMENTS FOR FY 2018-2019

Not applicable.

DEPARTMENTAL GOALS FOR FY 2019-2020

Not Applicable.

FY 2019-2020 RECOMMENDED BUDGET

The Fund's FY 2019-2020 Recommended Budget represents no change, when compared to the FY 2018-2019 Approved Budget. As a result, the Requested Net Cost remains the same.

Personnel

Not applicable.

Services and Supplies

Not applicable.

Capital Projects/Fixed Assets

Not applicable.

MAJOR POLICY CONSIDERATIONS

Not applicable.

BUDGET WORKSHEET

City Of Gonzales

Month: 5/31/2019	Prior Year Actual	Current Year			Estimated Total	(6) PROJECTED	(7) PROPOSED	(8) ADOPTED
		Original Budget	Amended Budget	Actual Thru May				
Fund: 420 - Shopping Center REDIP								
Revenues								
Dept: 000								
5110.000 Property Taxes-Secured	7,196	7,196	7,196	4,542	7,196	4,542	7,196	
5120.000 Property Taxes-Unsecured	0	0	0	0	0			
5130.000 Property Taxes-Prior Year	0	0	0	0	0			
5140.000 Property Taxes-Supplemental	0	0	0	0	0			
5515.000 Interest Income	0	0	0	0	0			
Dept: 000	7,196	7,196	7,196	4,542	7,196	4,542	7,196	0
Total Revenues	7,196	7,196	7,196	4,542	7,196	4,542	7,196	0
Expenditures								
Dept: 000								
6212.000 Maintenance Supplies	0	0	0	0	0			
6316.000 Administrative Fees	0	0	0	0	0			
6900.000 Transfers to General Fund	7,196	7,196	7,196	4,542	7,196	4,542	7,196	
Dept: 000	7,196	7,196	7,196	4,542	7,196	4,542	7,196	0
Total Expenditures	7,196	7,196	7,196	4,542	7,196	4,542	7,196	0
Shopping Center REDIP	0	0	0	0	0	0	0	0

**Gonzales Successor Agency
Budget Narrative for FY 2019-2020
Budget Fund 426**

DEPARTMENTAL MISSION

This fund, which is administered by the City Manager’s Office, who serves as the Executive Director of the Gonzales Successor Agency, was set up to track expenditures and revenues for the Agency. As part of the elimination of Redevelopment (RDA), the State established a different process and organization structure to account for the tax increment. This process established a Successor Agency, Oversight Board, and a separate fund that would be used to reflect all tax increment proceeds.

ACCOMPLISHMENTS FOR FY 2018-2019

- The old RDA, now as the Successor Agency, continued to generate significant tax increment to both the City and other entities like the Gonzales Unified School District, Hartnell Junior College, and the County of Monterey.
- As required by the State, successfully transition to the County Successor Agency as the overseer of this function; which was formally under the purview of the Gonzales Successor Agency.

DEPARTMENTAL GOALS FOR FY 2019-2020

- Continue to move towards submitting a last best and final Recognized Obligation Payment Schedule (ROPS) to DOF, which would essentially result in completing the dissolution process of the former Gonzales RDA.
- Continue to manage and oversee all the functions of the Gonzales Successor Agency.

FY 2019-2020 RECOMMENDED BUDGET

The Fund’s FY 2019-2020 Recommended Budget represents an increase of \$651,703 or 110% in expenditures, and a decrease of (\$1,053,981) or (44%) in revenues, when compared to the FY 2018-2019 Approved Budget. As a result, the Requested Net Cost is increased by \$1.7 million.

Estimated Fund Balance

The year-end Fund Balance is estimated to be \$383,000 as of June 30, 2019.

Revenues

The budget reflects the revenue estimates of tax increment that will be received to cover the recognized obligations (ROPS) of the Successor Agency. What continues to be noteworthy is the increase in available tax increment revenues that continues to be driven by the growth in the Gonzales Agricultural Industrial Business Park. However, FY 2019-2020 has a significant reduction in revenues due to the fact that all the City loans to the former Redevelopment Agency have been paid and thus, the City will only receive sufficient funds to cover debt service and administration expenditures.

Expenditures

The budget includes the debt service expenses of the former RDA and the administrative costs of the Successor Agency.

The reason for the decrease is that all City loans have been repaid and thus, these expenses are no longer reflected.

MAJOR POLICY CONSIDERATIONS

There are no major policy considerations reflected in this budget.

BUDGET WORKSHEET

City Of Gonzales

Month: 5/31/2019	Prior Year Actual	Current Year				(6) PROJECTED	(7) PROPOSED	(8) ADOPTED
		Original Budget	Amended Budget	Actual Thru May	Estimated Total			
Fund: 426 - City Successor Agency								
Revenues								
Dept: 000								
5110.000 Property Taxes-Secured	2,357,760	2,375,240	2,375,240	1,904,624	1,904,624	1,904,624	1,321,259	
5120.000 Property Taxes-Unsecured	0	0	0	0	0			
5130.000 Property Taxes-Prior Year	0	0	0	0	0			
5140.000 Property Taxes-Supplemental	0	0	0	0	0			
5159.000 Property Taxes - ERAF	0	0	0	0	0			
5165.000 RDA Bond Proceeds	0	0	0	0	0			
5510.000 Investment Income	-125,271	0	0	0	0			
5515.000 Interest Income	94,070	30,000	30,000	2,216	30,000	30,000	30,000	
5520.000 Rental Income	0	0	0	0	0			
5530.000 Sale of Surplus Property	0	0	0	0	0			
5612.000 H.O.P.T.R.	0	0	0	0	0			
5821.000 Other Income - Reimbursements	0	0	0	0	0			
5860.000 Principal Payments Received	0	9,000	9,000	9,112	9,000	9,000	9,000	
5890.000 Extraordinary Gain / Los	0	0	0	0	0			
5930.000 Transfer from General Fund	0	0	0	0	0			
Dept: 000	2,326,559	2,414,240	2,414,240	1,915,952	1,943,624	1,943,624	1,360,259	0
Total Revenues	2,326,559	2,414,240	2,414,240	1,915,952	1,943,624	1,943,624	1,360,259	0
Expenditures								
Dept: 000								
6110.000 Salaries-Regular Pay	111,454	164,000	164,000	106,575	164,000	164,000	119,095	
6111.000 Salaries-Overtime Pay	0	100	100	0	100	100	100	
6111.500 Overtime - Click it/Ticket it	0	0	0	0	0			
6112.000 Salaries-Extra Help	0	0	0	0	0			
6113.000 Salaries-Differentials	0	7,803	7,803	332	7,803	7,803	12,078	
6114.000 Workers Compensation Payment	0	0	0	0	0			
6120.000 Unemployment Insurance	0	0	0	0	0			
6130.000 Retirement - ICMA	0	0	0	0	0			
6131.000 Deferred Compensation Expense	0	0	0	0	0			
6132.000 Retirement - PERS	13,151	20,997	20,997	6,949	20,997	20,997	23,320	
6140.000 Life and Disability Insurance	838	1,667	1,667	684	1,667	1,667	1,548	
6150.000 Workers Comp Insurance	2,848	2,326	2,326	2,326	2,326	2,326	3,490	
6160.000 Social Security	7,420	8,969	8,969	6,310	8,969	8,969	9,667	
6170.000 Health and Dental Insurance	16,474	11,464	11,464	13,331	11,464	11,464	8,910	
6210.000 Special Departmental Expenses	90	0	0	30	0			
6211.000 Office Supplies	0	0	0	0	0			
6212.000 Maintenance Supplies	0	0	0	0	0			

BUDGET WORKSHEET

City Of Gonzales

Month: 5/31/2019	Prior Year Actual	Current Year			Estimated Total	(6) PROJECTED	(7) PROPOSED	(8) ADOPTED
		Original Budget	Amended Budget	Actual Thru May				
Fund: 426 - City Successor Agency								
Expenditures								
Dept: 000								
6225.000 Utilities	0	0	0	0	0			
6230.000 Legal and Accounting	0	0	0	54	0			
6245.000 Other Contractual Services	30,025	0	0	24,335	0			
6260.000 Advertising	0	0	0	0	0			
6275.000 Subscriptions and Training	0	0	0	0	0			
6315.000 County Administrative Fees	0	0	0	0	0			
6316.000 Administrative Fees	0	0	0	0	0			
6332.000 SA Debt Service Payments	0	0	0	0	0	688,212	712,123	
6333.000 SA Loan Payments	-36,342	0	0	0	0			
6460.000 Change In Accounting Practices	0	0	0	0	0			
6550.000 Depreciation	0	0	0	0	0			
6610.000 Interest Expense	930,134	371,938	371,938	0	371,938	371,938	350,636	
6635.000 Bond Issuance Costs	0	0	0	0	0			
6900.000 Transfers to General Fund	0	0	0	0	0			
6905.000 Transfers Out	603,260	0	0	0	0			
Dept: 000	1,679,352	589,264	589,264	160,926	589,264	1,277,476	1,240,967	0
Total Expenditures	1,679,352	589,264	589,264	160,926	589,264	1,277,476	1,240,967	0
City Successor Agency	647,207	1,824,976	1,824,976	1,755,026	1,354,360	666,148	119,292	0

Gonzales Successor Agency - Housing Budget Narrative for FY 2019-2020 Budget Fund 427

DEPARTMENTAL MISSION

This fund was set up to track expenditures and revenues for the Gonzales Successor Agency – Housing Fund. As part of the elimination of Redevelopment, the State established a different process and organization structure to account for the tax increment. This process established a Successor Agency, Oversight Board, and a separate fund that would be used to reflect all housing proceeds.

ACCOMPLISHMENTS FOR FY 2018-2019

- Worked with MBEP Housing Trust and CHISPA to obtain approval of an interest loan to cover the upfront (soft) costs of a new multi-family housing project; but based on input from the community, it was ultimately not approved.

DEPARTMENTAL GOALS FOR FY 2019-2020

- Work with housing agencies, developers, and non-profits to identify opportunities to improve farmworker and affordable housing opportunities to the community.

FY 2019-2020 RECOMMENDED BUDGET

The Fund's FY 2019-2020 Recommended Budget represents no changes in revenues and an increase in expenditures of \$60,000 or 120% when compared to the FY 2018-2019 Approved Budget. As a result, the Requested Net Cost reflects an increase of \$60,000.

Estimated Fund Balance

The year-end Fund Balance is estimated to be \$475,000 as of June 30, 2019.

Revenues

The budget reflects the revenue estimates from housing rehabilitation loans being repaid back. In addition, over the next few ROPS cycles, this fund will begin to receive payment for the ERAF loan it provided to the RDA to cover two funding raids by the State of California.

Expenditures

This budget reflects a set aside of funds to seed affordable housing projects, and to finish reimbursing CHISPA for costs incurred on the development of the housing project on Gabilan Court.

MAJOR POLICY CONSIDERATIONS

There are no major policy considerations in this fund.

BUDGET WORKSHEET

City Of Gonzales

Month: 5/31/2019	Prior Year Actual	Current Year				(6)	(7)	(8)
		Original Budget	Amended Budget	Actual Thru May	Estimated Total	PROJECTED	PROPOSED	ADOPTED
Fund: 427 - Successory Agency - Housing								
Revenues								
Dept: 000								
5515.000 Interest Income	70,491	0	0	170	0			
5860.000 Principal Payments Received	195,555	50,000	50,000	3,160	50,000	50,000	50,000	
5890.000 Extraordinary Gain / Los	0	0	0	0	0			
Dept: 000	266,046	50,000	50,000	3,330	50,000	50,000	50,000	0
Total Revenues	266,046	50,000	50,000	3,330	50,000	50,000	50,000	0
Expenditures								
Dept: 000								
6210.000 Special Departmental Expenses	0	0	0	0	0			
6510.000 Capital Outlay-Land	50,000	50,000	50,000	0	50,000	100,000	100,000	
6530.000 Capital Outlay-Improvements	0	0	0	0	0			
6900.000 Transfers to General Fund	0	0	0	0	0		10,000	
Dept: 000	50,000	50,000	50,000	0	50,000	100,000	110,000	0
Total Expenditures	50,000	50,000	50,000	0	50,000	100,000	110,000	0
Successory Agency - Housing	216,046	0	0	3,330	0	-50,000	-60,000	0

**Gonzales River Road Assessment District
Budget Narrative for FY 2019-2020
Budget Fund 450**

DEPARTMENTAL MISSION

This is one of the assessment districts that transfer funds to the Debt Service Fund through the Public Finance Debt Authority to pay off some bonds.

ACCOMPLISHMENTS FOR FY 2018-2019

Not applicable.

DEPARTMENTAL GOALS FOR FY 2019-2020

Not applicable.

FY 2019-2020 RECOMMENDED BUDGET

The Department's FY 2019-2020 Recommended Budget represents no real change in expenditures and revenues, when compared to the FY 2018-2019 Approved Budget. As a result, the Requested Net Cost remains virtually unchanged.

Revenues & Expenditure

Both revenues and expenditures are virtually unchanged.

MAJOR POLICY CONSIDERATIONS

Not applicable.

BUDGET WORKSHEET

City Of Gonzales

Month: 5/31/2019	Prior Year Actual	Current Year				(6)	(7)	(8)
		Original Budget	Amended Budget	Actual Thru May	Estimated Total	PROJECTED	PROPOSED	ADOPTED
Fund: 450 - Gonzales River Rd. Assess Dist								
Revenues								
Dept: 000								
5110.000 Property Taxes-Secured	51,688	54,075	54,075	54,339	54,075	54,339		
5130.000 Property Taxes-Prior Year	0	0	0	0	0			
5140.000 Property Taxes-Supplemental	0	0	0	0	0			
5515.000 Interest Income	0	0	0	0	0			
Dept: 000	51,688	54,075	54,075	54,339	54,075	54,339	0	0
Total Revenues	51,688	54,075	54,075	54,339	54,075	54,339	0	0
Expenditures								
Dept: 000								
6316.000 Administrative Fees	0	0	0	0	0			
6610.000 Interest Expense	4,960	1,500	1,500	1,575	1,500	1,575		
6620.000 Principal Reduction	45,000	50,000	50,000	50,000	50,000	50,000		
6900.000 Transfers to General Fund	1,728	0	0	0	0			
Dept: 000	51,688	51,500	51,500	51,575	51,500	51,575	0	0
Total Expenditures	51,688	51,500	51,500	51,575	51,500	51,575	0	0
Gonzales River Rd. Assess Dist	0	2,575	2,575	2,764	2,575	2,764	0	0

**Capital Infrastructure Fund
Budget Narrative for FY 2019-2020
Budget Fund 460**

DEPARTMENTAL MISSION

This fund is administered by the City Manager's Office whose Mission is to support the Vision and Mission of the City by providing professional leadership, develop innovative approaches, and creative partnerships in the management of the City and execution of City Council policies. This will be done by always holding to the highest ideals of public service and ethics.

DEPARTMENTAL PROGRAMS

This fund is used to pool resources from which the City may draw to finance local public capital improvements.

ACCOMPLISHMENTS FOR FY 2018-2019

- Continued active development and use of the City's Economic Development effort, this included the website, marketing, and overall outreach.
- Successfully worked with Armanasco Public Relations Inc., that resulted in many positive articles and media contacts about the transformational work underway in the City.

DEPARTMENTAL GOALS FOR FY 2019-2020

- Continue to search for funding for critical infrastructure projects.
- Continue to identify, develop, expand, and promote economic business and grant opportunities.

FY 2019-2020 RECOMMENDED BUDGET

The Department's FY 2019-2020 Recommended Budget represents an increase of \$10,000 or 11% in expenditures, and a decrease of (\$98,500) or (49%) in revenues, when compared to the FY 2018-2019 Approved Budget. As a result, the Requested Net Cost is increased by \$108,500.

Estimated Fund Balance

The year-end Fund Balance is estimated to be \$92,507 as of June 30, 2019.

Revenues

The decrease in revenues is primarily due to the anticipated payment for a City loan provided to the Housing Authority of Monterey County that was used to build the Fanoe Apartments.

Personnel

There are no personnel costs allocated in this fund.

Services and Supplies

There are no services and supplies reflected in this budget at this time. However, this budget reflects resources for continued enhancement to the City's economic development efforts; help fund the work underway to improve and maintain the website current; and possibly retain professional help (consultants) to provide service to enhance the City's revenue base, economic development, and/or infrastructure.

Capital Projects/Fixed Assets

In order to preserve the remaining resources in this fund, no capital projects are recommended in the budget. However, staff will continue to search for funding for critical infrastructure, and hopes to use a portion of the funds to leverage or match grant opportunities.

MAJOR POLICY CONSIDERATIONS

While the City, not unlike others, has done a reasonable job of maintaining critical infrastructure like water, sewer and streets, and has done some improvements over the years; unfortunately, it has not been enough and the time is rapidly approaching when the next substantial level of infrastructure improvements will be needed. Work is underway on the following critical projects, which are in various stages of development:

- *Replacement Water Well:* Work continues on a replacement water well that will be completed early in the fiscal year.
- *Expansion to and Maintenance of the Wastewater Treatment Plant:* A lot of planning and maintenance is currently underway at the Plant. For example, key equipment has been replaced and/or upgraded, and sludge has been removed in few of the ponds. These projects have allowed the plant to operate to the permit capacity of 1.3 million gallons per day, which is needed to support the current and expected short-term development of the Industrial Park; however, it will not support any increases beyond the permitted limit. As a result, significant work is underway to develop short, medium, and long term increase capacity to the Plant to support future growth. Similar to water, this will require a combination of funding sources (loans, grant, developer impact fees, etc.) including potential annual fee increases beyond the annual CPI.
- The development of new housing opportunities.
- Continue to pursue enhancement of a cost effective/quality Broadband service to the entire community.

While the needed infrastructure improvement projects appear daunting, they are doable by taking a methodical, discipline, prudent and innovative approach. This has long been the mainstay of Gonzales and as a result, staff continues to work hard on presenting short, medium, and long-term alternatives to your Council.

BUDGET WORKSHEET

City Of Gonzales

Month: 5/31/2019	Prior	Current Year				(6)	(7)	(8)
	Year	Original	Amended	Actual Thru	Estimated	PROJECTED	PROPOSED	ADOPTED
	Actual	Budget	Budget	May	Total			
Fund: 460 - Infrastructure Improvement Fun								
Revenues								
Dept: 000								
5515.000 Interest Income	25,343	500	500	19	500	500		
5821.000 Other Income - Reimbursements	8,505	0	0	1,106	0	1,100	2,000	
5860.000 Principal Payments Received	96,871	200,000	200,000	0	200,000	200,000	100,000	
5955.000 Transfer From Fund 230	0	0	0	0	0			
5956.000 Transfers From Fund 240	0	0	0	0	0			
5965.000 Transfer from Fund 590	0	0	0	0	0			
Dept: 000	130,719	200,500	200,500	1,125	200,500	201,600	102,000	0
Total Revenues	130,719	200,500	200,500	1,125	200,500	201,600	102,000	0
Expenditures								
Dept: 000								
6210.000 Special Departmental Expenses	0	0	0	0	0			
6211.000 Office Supplies	0	0	0	0	0			
6230.000 Legal and Accounting	0	0	0	0	0			
6235.000 Engineering and Surveying	11,825	10,000	10,000	0	10,000	10,000	10,000	
6245.000 Other Contractual Services	470,122	80,000	80,000	162,394	80,000	80,000	90,000	
6250.000 Rental	0	0	0	0	0			
6275.000 Subscriptions and Training	0	0	0	0	0			
6325.000 Contingency Account	0	0	0	0	0			
6328.000 Loan Advances	0	0	0	0	0			
6530.000 Capital Outlay-Improvements	147,309	0	0	0	0			
6905.000 Transfers Out	0	0	0	0	0			
6930.000 Transfer to Water	0	0	0	0	0			
6932.000 Transfers to Sewer	0	0	0	0	0			
6940.000 Transfer to RDA Capital Proj's	0	0	0	0	0			
Dept: 000	629,256	90,000	90,000	162,394	90,000	90,000	100,000	0
Total Expenditures	629,256	90,000	90,000	162,394	90,000	90,000	100,000	0
Infrastructure Improvement Fun	-498,537	110,500	110,500	-161,269	110,500	111,600	2,000	0

Water Enterprise Fund Budget Narrative for FY 2019-2020 Budget Fund 520

DEPARTMENTAL MISSION

This Water Enterprise Fund is administered by the Public Works Department to support the City's Vision and Mission. Services are delivered in a cost-effective and customer friendly manner, coordinating efforts with other city departments. The water system is operated in a sustainable manner to ensure Gonzales maintains the current high quality of life.

DEPARTMENTAL PROGRAMS

- Operates the City's water system.
- Maintains water wells.
- Maintains water tanks.
- Monitor and report on the quality of the water system.
- Maintenance of the underground water infrastructure.
- Maintain a computer control system for all wells.

ACCOMPLISHMENTS FOR FY 2018-2019

- Complied with all regulatory water quality sampling and reporting requirements.
- Produced and distributed consumer confidence reports.
- Managed and maintained Gonzales' municipal water and distribution system.
- Maintained the cross-connection control program.
- Assisted consumers with leak detection as requested.
- Provided fire flow data upon request.
- Replaced manually read meters with radio read meters to increase accuracy and efficiency.
- Improved Supervisory Control Access and Data Acquisition (SCADA) Computer Control Program.
- Began "Equip Well 7" contract.

DEPARTMENTAL GOALS FOR FY 2019-2020

- Maintain the water system in compliance with State, County, and Regional regulations.
- Provide safe potable water to all customers of the City without any interruption.
- Maintain consumer confidence reporting system.
- Maintain trained staff as water treatment and distribution operators.
- Complete the Well 7 project.

FY 2019-2020 RECOMMENDED BUDGET

This Fund's FY 2019-2020 Recommended Budget represents an overall increase of \$108,251 or 6% in expenditures, and \$271,050 or 18% in revenues, when compared to the FY 2018-2019 Approved Budget. As a result, the Requested Net Cost is decreased by (\$162,799).

Estimated Fund Balance

The year-end Fund Balance is estimated to be \$2.2 million as of June 30, 2019.

Revenues

Revenues are projected to increase based on current and expected activity.

Personnel

The Public Works Department provides the personnel requirements for the Water Enterprise Fund.

Services and Supplies

This category includes the entire spectrum of office and operational supplies. It also reflects utilities for wells and a variety of contract services for water quality monitoring, along with the debt service contract for the water tanks.

Major categories in this area include:

- Well #7 project.
- Debt service for the solar projects.
- Annual payment for the tank repairs.

Capital Projects/Fixed Assets

The primary reason for the increase is due to the cost of finishing the construction of the new Well Project costs that has been done over a few years, and the purchase of a pickup truck and dump truck.

MAJOR POLICY CONSIDERATIONS

There are no major policy considerations reflected in this budget at this time.

There will come a time in the near future that something will need to be done to improve fireflow in the industrial park. Planning is beginning for alternatives.

BUDGET WORKSHEET

City Of Gonzales

Month: 5/31/2019	Prior Year Actual	Current Year				(6)	(7)	(8)
		Original Budget	Amended Budget	Actual Thru May	Estimated Total	PROJECTED	PROPOSED	ADOPTED
Fund: 520 - Water Enterprise								
Revenues								
Dept: 000								
5515.000 Interest Income	141,151	2,500	2,500	16,963	2,500	20,000	20,000	
5701.000 Charges for Current Services	1,577,556	1,400,000	1,400,000	1,575,401	1,400,000	1,600,000	1,650,000	
5702.000 Late charges	24,001	20,000	20,000	21,903	20,000	24,000	25,000	
5780.000 Meter Set Fee	398	200	200	108	200	200		
5781.000 Mter Sales	3,694	1,000	1,000	456	1,000	1,000		
5820.000 Other Income - Misc Payments	35,077	250	250	-442	250	250		
5905.000 Transfer from Sewer	60,000	60,000	60,000	60,000	60,000	60,000	60,000	
5958.000 Transfer from Fund 460	0	0	0	0	0			
Dept: 000	1,841,877	1,483,950	1,483,950	1,674,389	1,483,950	1,705,450	1,755,000	0
Total Revenues	1,841,877	1,483,950	1,483,950	1,674,389	1,483,950	1,705,450	1,755,000	0
Expenditures								
Dept: 000								
6110.000 Salaries-Regular Pay	166,192	173,104	173,104	178,549	173,104	166,260	212,647	
6111.000 Salaries-Overtime Pay	4,808	1,350	1,350	3,749	1,350	2,910	1,475	
6112.000 Salaries-Extra Help	0	0	0	0	0			
6113.000 Salaries-Differentials	0	11,772	11,772	477	11,772	11,772	22,722	
6120.000 Unemployment Insurance	0	0	0	0	0			
6131.000 Deferred Compensation Expense	0	6,844	6,844	0	6,844			
6132.000 Retirement - PERS	21,652	31,839	31,839	12,905	31,839	31,839	43,383	
6133.000 Contra - Pension	20,281	0	0	0	0			
6140.000 Life and Disability Insurance	1,461	2,625	2,625	1,490	2,625	2,625	3,025	
6150.000 Workers Comp Insurance	4,988	4,074	4,074	4,074	4,074	4,074	6,115	
6160.000 Social Security	11,775	13,723	13,723	12,481	13,723	13,723	17,721	
6170.000 Health and Dental Insurance	34,703	31,363	31,363	40,738	31,363	31,363	31,423	
6210.000 Special Departmental Expenses	51,118	60,000	60,000	36,685	60,000	55,000	55,000	
6211.000 Office Supplies	45	500	750	69	750	500	500	
6212.000 Maintenance Supplies	3,885	20,000	12,000	23,160	12,000	15,000	15,000	
6213.000 Oils and Lubricants	4,947	8,000	8,000	5,106	8,000	7,000	7,000	
6220.000 Telephone	7,729	9,000	8,000	6,888	8,000	8,000	8,000	
6225.000 Utilities	84,744	110,000	90,000	77,440	90,000	85,000	90,000	
6230.000 Legal and Accounting	7,700	15,000	10,000	7,820	10,000	10,000	15,000	
6235.000 Engineering and Surveying	141,917	250,000	100,000	73,409	100,000	150,000	150,000	
6245.000 Other Contractual Services	658,843	550,000	900,000	658,745	900,000	700,000	400,000	
6255.000 Liability Insurance	13,813	15,153	15,153	15,111	15,153	15,111	25,000	
6260.000 Advertising	1,366	2,500	2,500	485	2,500	1,500	1,500	
6270.000 Transportation and Travel	0	1,000	1,000	0	1,000	1,000	1,000	

BUDGET WORKSHEET

City Of Gonzales

Month: 5/31/2019	Prior Year Actual	Current Year				(6)	(7)	(8)
		Original Budget	Amended Budget	Actual Thru May	Estimated Total	PROJECTED	PROPOSED	ADOPTED
Fund: 520 - Water Enterprise								
Expenditures								
Dept: 000								
6275.000 Subscriptions and Training	5,492	10,000	10,000	5,292	10,000	8,000	8,000	
6301.000 Bank Charges	5,528	4,500	7,500	5,291	7,500	7,000	7,000	
6305.000 Uncollectible Accounts	0	8,000	8,000	0	8,000	8,000	8,000	
6310.000 Other Taxes	0	0	0	0	0			
6316.000 Administrative Fees	0	3,500	3,500	0	3,500	2,000	2,000	
6331.000 Administrative Overhead	0	0	0	0	0			
6450.000 Prior Year Adjustment	0	0	0	0	0			
6460.000 Change In Accounting Practices	0	0	0	0	0			
6510.000 Capital Outlay-Land	0	0	0	0	0			
6530.000 Capital Outlay-Improvements	0	50,000	40,000	323,219	40,000		450,000	
6540.000 Capital Outlay-Equipment	0	10,000	10,000	1,619	10,000	10,000	100,000	
6542.000 Equipment-Vehicles	0	90,000	90,000	21,712	90,000	22,000	30,000	
6544.000 Equipment-Computers	406	1,000	2,000	0	2,000		1,000	
6550.000 Depreciation	211,754	200,000	200,000	0	200,000	215,000	215,000	
6610.000 Interest Expense	54,991	49,099	49,099	25,298	49,099	49,099	43,008	
6635.000 Bond Issuance Costs	0	0	0	0	0			
6640.000 Amortization Expense	0	0	0	0	0			
6900.000 Transfers to General Fund	0	0	0	0	0			
6905.000 Transfers Out	0	0	0	0	0			
6930.000 Transfer to Water	0	0	0	0	0			
6932.000 Transfers to Sewer	0	0	0	0	0			
6955.000 Transfer to 407	0	0	0	0	0			
6956.000 Transfer To Fund 200	118,322	118,322	118,322	118,322	118,322	118,322		
Dept: 000	1,638,460	1,862,268	2,022,518	1,660,134	2,022,518	1,752,098	1,970,519	0
Total Expenditures	1,638,460	1,862,268	2,022,518	1,660,134	2,022,518	1,752,098	1,970,519	0
Water Enterprise	203,417	-378,318	-538,568	14,255	-538,568	-46,648	-215,519	0

Sewer Enterprise Fund

Budget Narrative for FY 2019-2020

Budget Fund 530

DEPARTMENTAL MISSION

This Sewer Enterprise Fund and program is administered by the Public Works Department to support the City's Vision and Mission. Services are delivered in a cost-effective and customer friendly manner, coordinating efforts with other city departments. The sewer system is operated in a sustainable manner to ensure Gonzales maintains the current high quality of life.

DEPARTMENTAL PROGRAMS

- Operate and maintain the City's wastewater system in compliance with State, County, and Regional Water Board Regulations.
- Operate, repair and maintain the Wastewater Treatment facility.
- Maintain sewer collection pipes.
- Maintain five lift stations.
- Maintain a fats, oil, and grease program to protect infrastructure from unnecessary clogging.
- Develop and maintain a computer control system.
- Maintain spill response capability.
- Plan for improvements to the existing system.
- Plan for expansion of system capabilities.
- Plan for separate industrial wastewater system.

ACCOMPLISHMENTS FOR FY 2018-2019

- The wastewater system operated in compliance with Regional Board permit requirements.
- The wastewater system collected and provided treatment to approximately one million gallons of wastewater daily.
- Managed and maintained five sewer lift stations.
- Ended using contract Chief Plant Operator as the City Public Works Supervisor obtained her Grade I Wastewater Operator certificate.
- Continued to train City staff in plant operations.
- Submitted Long-Term Wastewater Treatment Plan to the Regional Board.

DEPARTMENTAL GOALS FOR FY 2019-2020

- Maintain and improve the Wastewater Treatment facilities.
- Meet regulatory sampling requirements in a cost-effective and efficient manner.
- Have staff certified as operators in training (OIT), Grade I, and Grade II Operators.
- Update the Operations and Maintenance Manual.
- Develop a plan for denitrification of wastewater.
- Develop a plan for increased capacity at the Wastewater Treatment Plant.

- Plan for next sludge removal from treatment ponds.
- Develop funding sources for future expanded capacity.

FY 2019-2020 RECOMMENDED BUDGET

This Fund's FY 2019-2020 Recommended Budget represents an overall increase of \$447,891 or 42% in expenditures, and an increase of \$364,250 or 35% in revenues, when compared to the FY 2018-2019 Approved Budget. As a result, the requested net cost is increased by \$83,641.

Fund Balance

The Fund Balance is estimated to be \$416,205 as of June 30, 2019, which is sufficient to offset this Fund's Net Cost.

Revenues

Revenues are projected to increase based on existing use and activity.

Personnel

The Public Works Department provides the personnel requirements for the Sewer Enterprise programs.

Services and Supplies

This area of the budget includes the supplies and services to meet operational needs. The budget also reflects an appropriation for emergency repairs, along with the sewer fund's share of the payment for the financing used for the construction of the water tanks, and sewer expansion project.

This area also includes engineering for sludge removal of the ponds, and to design for an expansion of the Wastewater Treatment facility. Repairs for the head works at the plant are included.

Capital Projects/Fixed Assets/Land

The budget reflects capital equipment that may be needed during the year, and further improvements at the Wastewater Treatment Plant, and this fund's share of a pickup truck.

MAJOR POLICY CONSIDERATIONS

Gonzales needs to increase the capacity of the Wastewater Treatment Plant. The options for expansion are being explored. Funds for ongoing sludge removal were not previously incorporated into service fees. Significant work needs to occur each year. A plan for a separate industrial wastewater and/or plant expansion will be coming to the Council. Policy consideration will be how to spread the system expansion costs over current and future users of the system.

BUDGET WORKSHEET

City Of Gonzales

Month: 5/31/2019	Prior Year Actual	Current Year				(6)	(7)	(8)
		Original Budget	Amended Budget	Actual Thru May	Estimated Total	PROJECTED	PROPOSED	ADOPTED
Fund: 530 - Sewer Enterprise								
Revenues								
Dept: 000								
5515.000 Interest Income	4,109	0	0	1,563	0	2,000	2,000	
5701.000 Charges for Current Services	1,061,484	1,000,000	1,200,000	1,172,184	1,200,000	1,290,000	1,340,000	
5702.000 Late charges	16,737	12,000	15,000	14,917	15,000	16,000	16,500	
5770.000 Sewer Inspection	174	250	250	1,014	250	1,100	1,000	
5820.000 Other Income - Misc Payments	2,712	0	0	15,465	0	16,800	17,000	
5900.000 Transfer from Water	0	0	0	0	0			
5905.000 Transfer from Sewer	0	0	0	0	0			
5930.000 Transfer from General Fund	0	0	0	0	0			
5958.000 Transfer from Fund 460	0	0	0	0	0			
Dept: 000	1,085,216	1,012,250	1,215,250	1,205,143	1,215,250	1,325,900	1,376,500	0
Total Revenues	1,085,216	1,012,250	1,215,250	1,205,143	1,215,250	1,325,900	1,376,500	0
Expenditures								
Dept: 000								
6110.000 Salaries-Regular Pay	166,037	173,104	173,104	178,262	173,104	173,104	212,647	
6111.000 Salaries-Overtime Pay	4,808	1,350	1,350	3,749	1,350	2,110	1,475	
6112.000 Salaries-Extra Help	0	0	0	0	0			
6113.000 Salaries-Differentials	0	11,772	11,772	476	11,772	11,772	22,722	
6120.000 Unemployment Insurance	0	0	0	0	0			
6131.000 Deferred Compensation Expense	0	0	0	0	0			
6132.000 Retirement - PERS	21,639	31,839	31,839	12,883	31,839	31,839	43,383	
6133.000 Contra - Pension	105,006	0	0	0	0			
6140.000 Life and Disability Insurance	1,461	2,625	2,625	1,485	2,625	2,625	3,025	
6150.000 Workers Comp Insurance	4,988	4,074	4,074	4,074	4,074	4,074	6,115	
6160.000 Social Security	11,768	13,723	13,723	12,463	13,723	13,723	17,721	
6170.000 Health and Dental Insurance	34,546	31,363	31,363	40,536	31,363	31,363	31,423	
6210.000 Special Departmental Expenses	25,028	40,000	45,000	2,742	45,000	25,000	25,000	
6211.000 Office Supplies	45	500	500	69	500	200	200	
6212.000 Maintenance Supplies	20,120	25,000	25,000	12,665	25,000	20,000	20,000	
6213.000 Oils and Lubricants	2,872	5,000	5,000	3,210	5,000	4,000	4,000	
6220.000 Telephone	5,095	8,000	6,000	4,374	6,000	6,000	6,000	
6225.000 Utilities	19,792	20,000	80,000	67,602	80,000	80,000	80,000	
6230.000 Legal and Accounting	7,700	9,000	9,000	12,580	9,000	15,000	15,000	
6235.000 Engineering and Surveying	110,573	125,000	70,000	61,062	70,000	130,000	100,000	
6245.000 Other Contractual Services	361,519	300,000	300,000	411,812	300,000	250,000	100,000	
6255.000 Liability Insurance	7,721	8,470	8,470	8,447	8,470	8,447	15,000	
6260.000 Advertising	1,926	2,500	2,500	0	2,500	1,000	2,000	

BUDGET WORKSHEET

City Of Gonzales

Month: 5/31/2019	Prior Year Actual	Current Year			Estimated Total	(6) PROJECTED	(7) PROPOSED	(8) ADOPTED
		Original Budget	Amended Budget	Actual Thru May				
Fund: 530 - Sewer Enterprise								
Expenditures								
Dept: 000								
6265.000 Printing	0	0	0	0	0			
6270.000 Transportation and Travel	0	0	0	0	0			
6275.000 Subscriptions and Training	1,250	5,000	5,000	1,907	5,000	3,000	3,000	
6301.000 Bank Charges	5,528	4,500	7,000	4,757	7,000	7,000	7,000	
6305.000 Uncollectible Accounts	0	5,000	8,000	0	8,000	5,000	5,000	
6310.000 Other Taxes	0	0	0	0	0			
6316.000 Administrative Fees	0	0	0	0	0			
6331.000 Administrative Overhead	0	0	0	0	0			
6460.000 Change In Accounting Practices	0	0	0	0	0			
6530.000 Capital Outlay-Improvements	0	0	0	0	0		300,000	
6540.000 Capital Outlay-Equipment	0	0	0	0	0		250,000	
6541.000 Equipment-Machinery	0	0	0	0	0			
6542.000 Equipment-Vehicles	0	30,000	30,000	0	30,000		15,000	
6543.000 Equipment-Furniture	0	0	0	0	0			
6544.000 Equipment-Computers	406	0	0	0	0			
6550.000 Depreciation	145,450	130,000	145,000	0	145,000	145,000	150,000	
6610.000 Interest Expense	0	0	0	0	0			
6620.000 Principal Reduction	0	0	0	0	0			
6640.000 Amortization Expense	0	0	0	0	0			
6900.000 Transfers to General Fund	0	0	0	0	0			
6905.000 Transfers Out	0	0	0	0	0			
6930.000 Transfer to Water	60,000	60,000	60,000	60,000	60,000	60,000	60,000	
6955.000 Transfer to 407	0	0	0	0	0			
6956.000 Transfer To Fund 200	0	0	0	0	0			
Dept: 000	1,125,278	1,047,820	1,076,320	905,155	1,076,320	1,030,257	1,495,711	0
Total Expenditures	1,125,278	1,047,820	1,076,320	905,155	1,076,320	1,030,257	1,495,711	0
Sewer Enterprise	-40,062	-35,570	138,930	299,988	138,930	295,643	-119,211	0

**Garbage Enterprise Funds
Budget Narrative for FY 2019-2020
Budget Fund 540**

DEPARTMENTAL MISSION

This Garbage Enterprise Fund supports the City’s Vision, Mission, and approved goals. Services are delivered in a cost-effective and customer friendly manner. The Solid Waste System is operated in a sustainable manner to ensure Gonzales maintains the current quality of life.

DEPARTMENTAL PROGRAMS

- Solid waste collection.
- Street sweeping.
- Gonzales Grows Green initiative.
- Stormwater permit compliance.

ACCOMPLISHMENTS FOR FY 2018-2019

- Monitored solid waste collections.
- Collected appropriate fees and distributed in an approved manner.
- Maintained a contract consultant for regulatory compliance and expanded reduce, reuse, and recycling efforts.
- Met the City’s AB 939 source reduction, reuse, and recycling requirements.
- Managed approximately 1,800 solid waste customer accounts.
- Worked with the SVSWA to improve the solid waste collection and obtain better data.
- Conducted Community Cleanup events.
- The Gonzales Grows Green initiative worked with several businesses to reduce waste.

DEPARTMENTAL GOALS FOR FY 2019-2020

- Meet all regulatory requirements in a customer friendly manner.
- Provide weekly collection services to the residents and businesses in Gonzales.
- Conduct Community Cleanup events.
- Monitor and assist with customer complaints.
- Monitor franchise contract compliance.
- Continue and expand Gonzales Grows Green programs.

FY 2019-2020 RECOMMENDED BUDGET

This Fund’s FY 2019-2020 Recommended Budget represents an overall increase of \$5,713 or .4% in expenditures, and a decrease of (\$4,000) or (.3%) in revenues, when compared to the FY 2018-2019 Approved budget. As a result, the Requested Net Cost is increased by \$9,713.

Revenues

The increase in revenues is the consumer price index (CPI) in fees and an increase in landfill fees. Fees are set by the hauler and the landfill operator.

Personnel

This budget reflects the allocation of salaries for administrative staff that support these functions.

Services and Supplies

This budget includes office and operational supplies and funding for the contract with the Gonzales Grows Green consultant. The Stormwater program is funded from this account. The franchisee, landfill, and solid waste authority are funded by this account.

Capital Projects/Fixed Assets

There is no capital project anticipated for this fund at this time.

Transfers

Transfers are based on the level of activity.

MAJOR POLICY CONSIDERATIONS

There are no major policy considerations reflected in this fund.

BUDGET WORKSHEET

City Of Gonzales

Month: 5/31/2019	Prior Year Actual	Current Year			Estimated Total	(6) PROJECTED	(7) PROPOSED	(8) ADOPTED
		Original Budget	Amended Budget	Actual Thru May				
Fund: 540 - Garbage Enterprise								
Revenues								
Dept: 000								
5233.000 Enterprise Franchise Tax-Garba	15,540	58,000	58,000	0	58,000	15,000	15,000	
5236.000 Drop Box Franchise Fees	81,223	60,000	60,000	53,608	60,000	60,000	60,000	
5510.000 Investment Income	0	0	0	0	0			
5515.000 Interest Income	0	0	0	0	0			
5629.000 Tri Cities Mini Grant	0	0	0	0	0			
5701.000 Charges for Current Services	666,706	600,000	600,000	571,879	600,000	613,000	620,000	
5702.000 Late charges	21,766	18,000	18,000	20,750	18,000	22,000	22,000	
5760.000 Tipping Fee Charges	532,573	500,000	500,000	447,125	500,000	500,000	515,000	
5821.000 Other Income - Reimbursements	66,610	60,000	60,000	62,126	60,000	60,000	60,000	
Dept: 000	1,384,418	1,296,000	1,296,000	1,155,488	1,296,000	1,270,000	1,292,000	0
Total Revenues	1,384,418	1,296,000	1,296,000	1,155,488	1,296,000	1,270,000	1,292,000	0
Expenditures								
Dept: 000								
6110.000 Salaries-Regular Pay	75,987	66,665	66,665	76,190	66,665	66,665	97,108	
6111.000 Salaries-Overtime Pay	6,111	50	50	0	50	50	150	
6113.000 Salaries-Differentials	0	5,747	5,747	191	5,747	5,747	9,173	
6131.000 Deferred Compensation Expense	0	0	0	0	0			
6132.000 Retirement - PERS	9,671	12,591	12,591	5,622	12,591	12,591	19,608	
6133.000 Contra - Pension	0	0	0	0	0			
6140.000 Life and Disability Insurance	597	817	817	570	817	817	1,195	
6150.000 Workers Comp Insurance	1,222	998	998	998	998	998	1,000	
6160.000 Social Security	4,731	5,268	5,268	4,689	5,268	5,268	7,953	
6170.000 Health and Dental Insurance	14,576	7,158	7,158	16,174	7,158	12,500	8,434	
6210.000 Special Departmental Expenses	11,864	12,500	12,000	6,470	12,000	10,000	12,000	
6211.000 Office Supplies	45	400	400	69	400	200	200	
6230.000 Legal and Accounting	7,700	10,000	10,000	7,820	10,000	7,820	10,000	
6235.000 Engineering and Surveying	0	2,500	2,500	0	2,500			
6245.000 Other Contractual Services	99,013	80,000	100,000	103,945	100,000	100,000	100,000	
6246.000 Contract Svcs- Tri Cities	597,319	525,000	500,000	511,552	500,000	510,000	520,000	
6247.000 Contract Svcs - SVSWA	313,502	300,000	300,000	273,205	300,000	300,000	300,000	
6255.000 Liability Insurance	814	893	893	891	893	891	1,000	
6260.000 Advertising	34	1,200	1,200	0	1,200	500	500	
6275.000 Subscriptions and Training	0	0	0	0	0			
6301.000 Bank Charges	5,528	4,500	6,500	4,757	6,500	5,500	5,000	
6310.000 Other Taxes	0	0	0	0	0			
6460.000 Change In Accounting Practices	0	0	0	0	0			

BUDGET WORKSHEET

City Of Gonzales

Month: 5/31/2019	Prior	Current Year			(6)	(7)	(8)	
	Year	Original	Amended	Actual Thru	Estimated	PROJECTED	PROPOSED	ADOPTED
	Actual	Budget	Budget	May	Total			
Fund: 540 - Garbage Enterprise								
Expenditures								
Dept: 000								
6540.000 Capital Outlay-Equipment	0	0	0	0	0			
6544.000 Equipment-Computers	0	0	0	0	0			
6900.000 Transfers to General Fund	145,216	250,000	250,000	145,395	250,000	216,453	198,679	
Dept: 000	1,293,930	1,286,287	1,282,787	1,158,538	1,282,787	1,256,000	1,292,000	0
Total Expenditures	1,293,930	1,286,287	1,282,787	1,158,538	1,282,787	1,256,000	1,292,000	0
Garbage Enterprise	90,488	9,713	13,213	-3,050	13,213	14,000	0	0

**Solar Project Fund
Budget Narrative for FY 2019-2020
Budget Fund 550**

DEPARTMENTAL MISSION

This Fund is for the two solar projects (6 systems) that power several City operations. Future alternative energy projects will be included in this fund.

DEPARTMENTAL PROGRAMS

- Pays finance charges for current solar systems.
- Tracks solar rebates and cost effectiveness of the solar systems.
- Maintains the solar systems.
- Planning and financing efforts for alternative energy projects.

ACCOMPLISHMENTS FOR FY 2018-2019

- Cleaned and maintained existing solar systems.
- Monitored effectiveness of the existing systems.

DEPARTMENTAL GOALS FOR FY 2019-2020

- Continue to monitor funds used for the Solar Project and SCADA System.
- Plan for next system improvements.

FY 2019-2020 RECOMMENDED BUDGET

This Fund's FY 2019-2020 Recommended Budget represents an increase of \$281,541 or 150% in expenditures, and a decrease of (\$22,000) or (77%) in revenues, when compared to the FY 2018-2019 Approved Budget. As a result, the Requested Net Cost is increased by \$303,541.

Fund Balance

The Fund Balance is estimated to be \$813,000 as of June 30, 2019, which is sufficient to cover the Net Cost.

Revenues

Revenues reflected in the past, have been transfers from the Sewer and Water Enterprise funds, and General Fund necessary to cover the payments for the existing systems. However, due to the healthy balance in this fund, no transfers (revenues) are reflected for FY 2019-2020.

Personnel

There are no personnel costs associated with this fund.

Services and Supplies

The services are essentially scheduled maintenance and debt service on both Solar Projects. The increase is due to reflecting the principle debt service payment.

Capital Projects/Fixed Assets

There are no planned projects included in this budget.

MAJOR POLICY CONSIDERATIONS

There are no major policy considerations reflected in this budget at this time.

BUDGET WORKSHEET

City Of Gonzales

Month: 5/31/2019	Prior Year Actual	Current Year			Estimated Total	(6) PROJECTED	(7) PROPOSED	(8) ADOPTED
		Original Budget	Amended Budget	Actual Thru May				
Fund: 550 - Solar Project Fund								
Revenues								
Dept: 000								
5515.000 Interest Income	7,880	500	500	6,804	500	7,000	6,500	
5821.000 Other Income - Reimbursements	21,384	28,000	28,000	3,416	28,000	3,416		
5831.000 LTD Proceeds	0	0	0	0	0			
5900.000 Transfer from Water	0	0	0	0	0			
5905.000 Transfer from Sewer	0	0	0	0	0			
5930.000 Transfer from General Fund	0	0	0	0	0			
Dept: 000	29,264	28,500	28,500	10,220	28,500	10,416	6,500	0
Total Revenues	29,264	28,500	28,500	10,220	28,500	10,416	6,500	0
Expenditures								
Dept: 000								
6210.000 Special Departmental Expenses	0	0	0	0	0			
6225.000 Utilities	0	0	0	0	0			
6230.000 Legal and Accounting	0	1,500	1,500	0	1,500			
6245.000 Other Contractual Services	14,087	20,000	50,000	34,234	50,000	40,000	30,000	
6260.000 Advertising	0	0	0	0	0			
6301.000 Bank Charges	0	0	0	0	0			
6530.000 Capital Outlay-Improvements	0	0	0	0	0			
6550.000 Depreciation	47,381	40,000	40,000	0	40,000	40,000	50,000	
6610.000 Interest Expense	128,101	125,312	125,312	112,818	125,312	125,312	109,414	
6620.000 Principal Reduction	0	0	0	245,700	0	245,700	278,939	
Dept: 000	189,569	186,812	216,812	392,752	216,812	451,012	468,353	0
Total Expenditures	189,569	186,812	216,812	392,752	216,812	451,012	468,353	0
Solar Project Fund	-160,305	-158,312	-188,312	-382,532	-188,312	-440,596	-461,853	0