



*City of Gonzales*



**Fiscal Year 2022-2023**

**CITY**

**&**

**SUCCESSOR AGENCY**

**Recommended Budget**

(June 6, 2022)

*Gonzales will continue to be a safe, clean, family-friendly community, diverse in its heritage, and committed to working collaboratively to preserve and retain its small town charm*

# TABLE OF CONTENTS

## FY 2022-2023 City & Successor Agency Budget

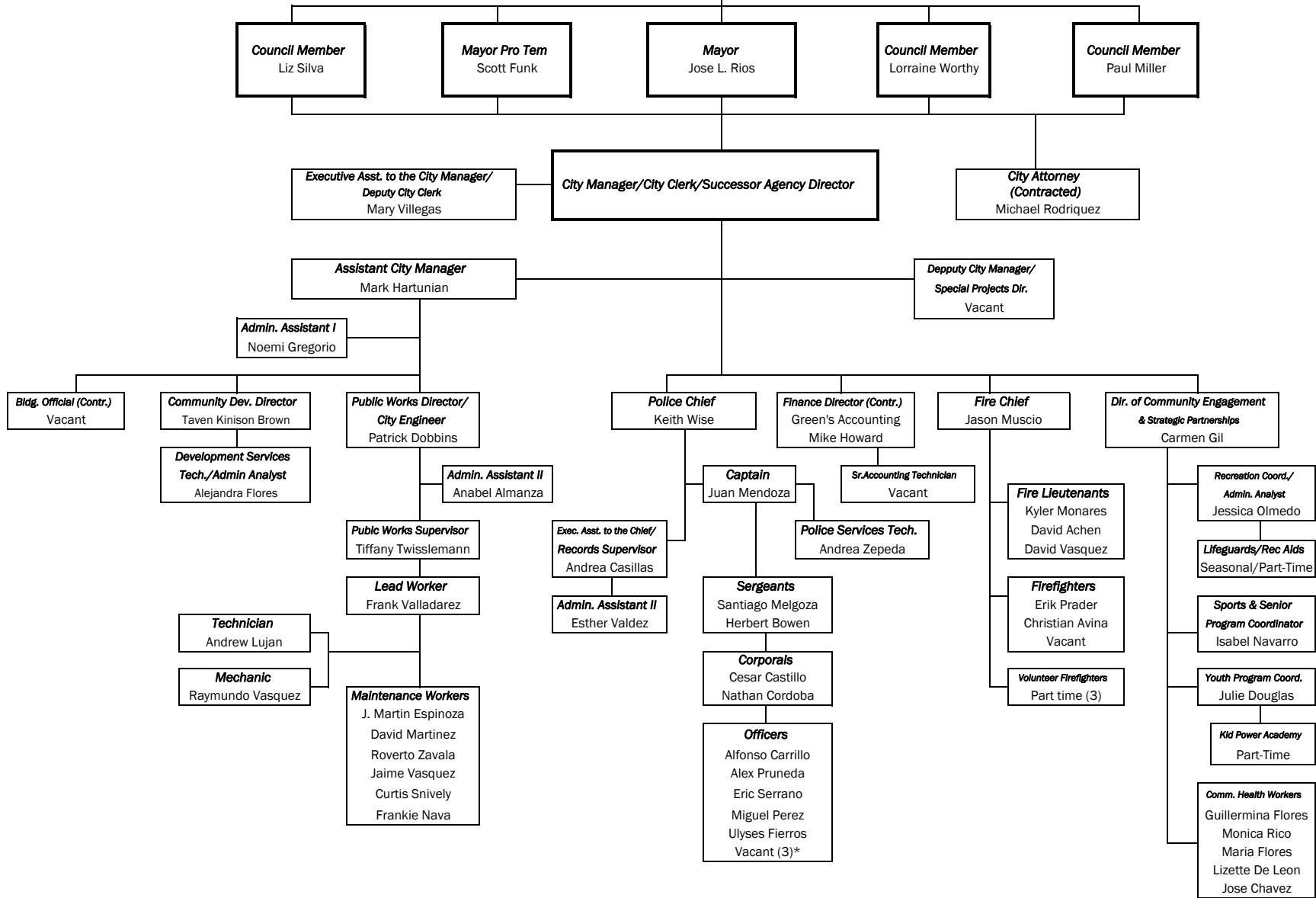
<b>UPFRONT SECTION</b>	<b>Page</b>
Organizational Chart	1
Transmittal Letter	2
Budget Message	4
Exhibit A ( <i>Fund Balance Summary</i> )	
Exhibit B ( <i>Budget Summary of all Funds</i> )	
Exhibit C ( <i>Interfund Transfer Reconciliation</i> )	
Exhibit D ( <i>Classification Plan FY 2022-2023</i> )	
<b>UNIT # GENERAL FUND</b>	
000 General Purpose Revenues	25
100 City Council	30
110 City Manager/City Clerk	33
130 Finance Department	39
150 City Attorney	42
160 Community Development Department	45
170 General Governmental Buildings	49
200 Non Departmental	52
300 Police Department	55
310 Fire Department	59
320 Building Regulation	63
400 Public Works Department	67
500 Parks Department	72
510 Recreation Services	75
511 After School Program	79
515 City Aquatics	82
550 Youth Development & Leadership Initiative	85
800 Quality of Life Tax Measure K	88
850 Quality of Life Tax Measure X	92
900 General Fund Debt Service	95
<b>FUND # OTHER FUNDS</b>	
110 COVID-19	97
111 American Rescue Plan	100
120 Community Development	103
123 Business Loan Grant Program	106
124 Air Pollution Control Fund	109
127 Urban County (CDBG)	112
130 Street Fund	115
136 Measure X Transportation Program	119
137 SB1 Transportation Program	122
150 Supplemental Law Enforcement	125
190 Fire Impact	128

# TABLE OF CONTENTS

## FY 2022-2023 City & Successor Agency Budget

		<b>Page</b>
<b>FUND #</b>	<b>OTHER FUNDS CONT.</b>	
200	General Plan Impact	131
201	Sphere of Influence Impact Fund	133
210	Public Safety	136
220	Police Impact	139
230	Sewer Impact	142
235	Circulation System Impact	145
240	Water Impact	148
241	Public Facilities Impact	151
242	Public Uses Impact	154
245	Storm Drainage Facilities Impact Fee	157
250	Park Impact	160
260	Intersection Improvement	163
270	CA Breeze Park & Open Space Maintenance Assmt. Dist. Phase I, II, & III	166
280, 290, 300	CA Breeze Benefit Assessment District	170
302	Canyon Creek Park & Open Space Maintenance Assmt. Dist. Phase I, II, & III	173
304, 306, 308	Canyon Creek Benefit Assessment Districts Phase I, II & III	176
310	Cipriani Estates Park & Open Space Maintenance Assessment District	179
312	Cipriani Estates Benefit Assessment	182
314	Gonzales Industrial Park Landscape District	185
316	Gonzales Industrial Park Benefit Assessment District	188
426	Gonzales Successor Agency	191
427	Gonzales Successor Agency - Housing	195
460	Capital Infrastructure	198
520	Water Enterprise	201
530	Sewer Enterprise	205
540	Garbage Enterprise	209
550	Solar Project	213
560	Gonzales Electric Authority	216

*City of Gonzales*  
FY 2022 - 2023



\* Two conditional offers out and one in the background phase



# City of Gonzales



P.O. BOX 647  
PHONE: (831) 675-5000

147 FOURTH ST.  
FAX: (831) 675-2644

GONZALES, CALIFORNIA 93926  
[www.gonzalesca.gov](http://www.gonzalesca.gov)

June 6, 2022

Honorable Mayor Rios and Council Members  
Chairperson Rios and Successor Agency Board Members  
Chairperson Rios and Gonzales Municipal Electric Authority  
P.O. Box 647  
Gonzales, California 93926

Dear Council and Board Members:

I am pleased to transmit to your Council and Board the Recommended Budget for FY 2022-2023. Before moving forward to describe what is included in the Recommended Budget, it is important to reflect on the past year and the incredible response of our Community and Workforce as we continue to recover from the COVID-19 pandemic. It is not an understatement to state **that achieving a 100% vaccinated community was and is remarkable and a testament to the resiliency of our community and workforce, and a resounding example of the “Gonzales Way” Love-Care-Connect.**

As a City, we: (a) continued to provide and support food and other critical aid to our community, (b) sought out funds to continue to provide business relief loans, (c) worked with all our businesses to provide needed information and support, (d) remained flexible and adjusted our after-school and preschool programs to align with changing COVID-19 health orders, (e) provided timely information and education to our community in both English and Spanish; and (f) proactively ramped up testing and vaccine support. As a community, the fiscal year saw many signs of normalcy. Our schools fully opened, events were once again held, our parks came back alive, and everywhere you saw signs of moving beyond the pandemic.

While it's still hard to predict the long-term impacts of COVID-19 and we are still climbing out of the fiscal challenges, the budget reflects the use of the American Rescue Plan (ARP) funds to maintain programs like the T-Mobile Hotspots and other eligible costs. The FY 2022-2023 Recommended Budget sets forth total budget requirements in the amount of \$32,048,871 million, which is \$12,996,831 million higher than FY 2021-2022. The main reason for the change is the net result of (a) the Community Center Complex project; (b) the addition of the 3 new fulltime Firefighter positions, (c) the full year reflection of the costs from the recently negotiated employee bargaining agreements and the resolutions for all non-represented employees and management, and (d) the reflection of significant construction costs for the wastewater plant expansion and rehabilitation project.

Of the overall budget amount, the General Fund appropriations total \$7,614,543, which is \$660,737 or 9.5% higher than the FY 2021-2022 Budget amount of \$6,953,806. The change is being driven primarily by the increases in Measure K and X funded projects, increases to workers' compensation and liability insurance costs, the conversion of the three fulltime positions in the Fire Department that were added last year and full year funding of the three new employee bargaining agreements, as well as the employee and management salaries and benefits resolutions.

Overall, revenues are \$30,605,388 million; of that, the General Fund is \$7,614,543, which is \$875,937 or 12.9% higher than FY 2021-2022. The reason for the change is the increase in sales and property tax revenues including Measures K and X.

While a bit tight and conservative, the FY 2022-2023 reflects many positive attributes and Council priorities. For example, it funds all authorized positions, maintains core operations, continues the “Internet for All” initiative, maintains and proactively continues the development of the Gonzales Agricultural Industrial Business Park (GAIBP) and funds participation in the South Salinas Valley Broadband Joint Powers Authority (JPA).

On the positive side, though COVID-19 paused many aspects of the local economy, several businesses came online. For example: (a) a long-term staple of the community, El Rinconcito Restaurant is under new ownership; (b) a new boxing gym (Salad Bowl Boxing) was opened downtown; and (c) Papé Material Handling opened for business. In addition, the City (a) made great strides with Concentric Power to put together all the necessary pieces to begin construction of the microgrid in 2023; (b) finalized the plans for the Wastewater Treatment Plant and certified the environmental impact report (EIR); and (c) finalized and approved the Enhanced Infrastructure Financing District (EIFD) with the County.

The Recommended Budget continues to reflect resources to finish the Environmental Impact Report (EIR) and fiscal plan needed for the next growth phase for the City. Once completed, the EIR and fiscal plan will be used to help complete and inform the application to the Local Agency Formation Commission (LAFCO) to annex up to 1,300 acres into the City.

On the capital infrastructure side, the Recommended Budget reflects funds to (a) begin construction of the Wastewater Treatment Facility rehabilitation and expansion project; and (b) finish the design of the Community Center Complex project and move the project to the construction phase.

The budget continues to reflect key initiatives to proactively grow the City's business base needed to continue to increase sales and property tax revenues, more jobs; and overall, a more healthy and vibrant local economy. Some of the key efforts include (a) the Gonzales Grows Green (G3) Initiative; (b) continued focused work with the property owners in the Gonzales Agricultural Industrial Business Park (GAIBP); (c) implementation of the energy microgrid project to provide renewable (green) power to sustain business growth in the GAIBP; (d) the continued proactive marketing of the Gonzales Brand and Gonzales Way, and (e) working with the Chamber of Commerce, launch a downtown business district rehabilitation project.

The Recommended Budget also maintains a great emphasis in the City's youth initiatives and programs which include, but are not limited to, (a) the Gonzales Youth Commissioners and Council working with the City on the development of the Teen Innovation Center; (b) the "Kid Power" program; and (c) funding of the Hartnell Promise.

On the organizational side, the budget reflects the resources to fund the approved 3-year bargaining agreements with the City's three employee groups and the Employee Salary and Benefit Resolutions for the miscellaneous and management employees. In addition, it reflects the funding for the three (3) additional full-time positions added to the Fire Department.

The budget reflects the \$1 million General Fund Balance Reserve (rainy day fund) and contemplates directly utilizing the second payment of ARP funds for allowable uses, like the T-Mobile hotspot program which helps the City not utilize Fund Balance and/or General Reserve funds.

Even though the General Fund does not contemplate the use of Fund Balance, as your Council reviews the budget document, please keep in mind that any increases in expenditures or funding new programs and/or initiatives should be done cautiously because they will need to be taken from another section of the budget. This approach is recommended, because it is important to maintain at a minimum a \$1 million General Fund Balance Reserve at all times available to use if needed.

I would like to take this opportunity to express my appreciation to all my staff and Mike Howard<sup>1</sup> whose dedicated service, cooperation, and commitment to excellence made this document a possibility. Michael Rodriguez, City Attorney, who has been a great partner and provided invaluable advice to all departments. In particular, I would like to especially acknowledge and thank Mrs. Mary Villegas for her hard work not only on this document, but also for her ability to keep the City Manager's Office organized and moving forward.

Respectfully submitted,



René L. Mendez

---

<sup>1</sup> Mike is with Green's Accounting, who provides under contract the financial services for the City.

## MEMORANDUM

**TO:** Honorable Mayor Rios and City Council  
Chairperson Rios and Successor Agency

**FROM:** René L. Mendez, City Manager and Director

**DATE:** June 6, 2022

**SUBJECT:** City Manager and Director FY 2022-2023 Recommended Budget

### RECOMMENDATION

Consider and approve the FY 2022-2023 City and Successor Agency Recommended Budget with the accompanying Resolutions on June 6, 2022, or if needed on June 9, 2022, as presented, which is balanced, maintains Council priorities, and maintains acceptable service levels.

### SUMMARY

The Recommended Budget for FY 2022-2023 totals \$32,048,871 in expenditures, of which \$7,614,543 is the General Fund. The General Fund reflects an increase of \$875,737 or 12.9% over the FY 2021-2022 Budget amount of \$6,738,806.

Similar to prior years, the overall “operating” budget is again skewed by the “Transfers-In” of resources among funds. For example, transfers include several funds into the General Fund; the Supplemental Law Enforcement Fund into the Public Safety Fund; from several assessment funds into the Streets Fund, and from the Water and Sewer Enterprise to the Solar and Microgrid Funds. While this method clearly isolates the contribution among funds, in reality, they are “paper-only” transactions that artificially inflate the total budget by approximately \$1,985,093 million (Exhibit C).

The following sections in the Budget Message are intended to provide: (1) an overview of pressures on the overall City Budget; (2) an overview of General Fund budgets; (3) highlights of Non-General Fund budgets and programs; and (4) some closing thoughts.

### PRESSURES ON THE OVERALL BUDGET

#### *Post COVID-19 Pandemic Recovery*

While the City has begun to recovery from the Pandemic at the local level, the impacts are being felt in rapidly rising costs in many areas and supply chain disruptions. Further exacerbating this has been the Russian-Ukraine war that has resulted in significant increases to fuel. Even though the budget reflects resources to fund several key projects, the reality is that it is difficult to adequately plan for rapidly escalating costs and it is conceivable that the City may be faced with the possibility of pausing or not starting projects.

#### *Housing*

Developing housing opportunities of all types continues to be a critical need for the community. The budget reflects the work necessary to complete the California Environmental Impact Report (CEAQ) and the annexation application to Local Agency Formation Commission (LAFCO) needed to receive approval to expand the City and begin the development of the next growth phase. However, while it is hoped that his process will go smoothly, it is conceivable to expect opposition.

#### *Workers’ Compensation and Liability Insurance Costs*

Even though the budget has adequate resources to cover workers’ compensation, liability, and property insurance cost there are significant pressures on the insurance market. Areas like property insurance, cyber and

pollution insurance are increasing and on the liability side, coverage remains precarious. For example, the budget reflects total workers' compensation and liability costs of \$740,455, which are \$121,396 or 16% higher than the prior year. This increase has been primarily fueled by workers' compensation costs due to several high claim years. Generally, staff has done a great job of managing the exposure and claims, but sometimes accidents and/or incidents are unavoidable which has been the case in worker's compensation. The City belongs to the Monterey Bay Area Insurance Fund Joint Powers Authority which is comprised of 11 cities in Monterey, Santa Cruz, and San Benito counties. Costs are allocated based on total personnel costs and losses over several years. Based on the cost allocation formula, the City should begin to see significant savings in FY 2023-2024 and 2024-2025.

### ***District Elections***

Similar to all Cities in Monterey County and most School Districts, the City will be moving forward to do the work necessary to set up district elections for 2024. It is unclear how much this will cost and the impact this will have in the future, but regardless since the City has received the initiating letter, it will be incredibly difficult not to move forward with the process to set up the districts.

### ***Positive External Relationships***

On the positive side, staff continues to work diligently to reinforce, grow, and/or establish new partnerships with the Private Sector and other agencies.

Examples of these partnerships include:

- a) Continue the collaboration and taking on a leadership role on Countywide Economic Development Efforts and Housing.
- b) Continue to support and enhance the partnership with the Gonzales Unified School District; the continued implementation of the “*Ensuring Gonzales Youth Achieve 21<sup>st</sup> Century Success*” Initiative.
- c) Continue to lead the effort that established the South Salinas Valley Broadband JPA.
- d) Continue to partner with the Blue Zones Project Monterey County.

## **MAJOR CITY VISION INITIATIVES REFLECTED IN THE BUDGET**

*The following is a list of some of the major initiatives reflected in the Budget:*

- Sufficient resources to continue efforts to recover from the COVID-19 pandemic.
- Complete the EIR and LAFCO application needed for the next growth phase of the City to develop (a) housing of all types, (b) needed improvements to public infrastructure, (c) economic development, and (d) job opportunities.
- Continue development of the Gonzales Agricultural Industrial Business Park, which will include working with Braga and Del Monte/Mann on their next expansion, and Concentric Power on the construction of their new offices and microgrid.
- Working with the Chamber of Commerce launch a downtown revitalization program.
- Maintain proactive implementation of the “Gonzales Grows Green (G3)” Initiative.
- Finalize the funding plan for the Community Center Complex and move the project to the construction phase.
- Actively participate in the South Salinas Valley Broadband JPA.

## **BUDGET GOALS AND OBJECTIVES**

As in prior years, the City Budget sets forth the foundation for major Council policy actions and provides a



fiscal “Road Map” of the direction for City government to follow now, and in the future. The City Budget represents the single most important document that is prepared, reviewed, and approved on an annual basis.

*The format used for this budget:*

- Reflects all revenues directly in the programs for which they are to be used;
- Includes all of the City’s grants and operating trust funds;
- Includes detailed fund balances of all the City funds, along with their reserve levels;
- Relies on the Net City Cost concept to explain the cost to City resources. For example, a larger net negative means that it is costing the City more, and conversely a lower net negative and/or higher positive number indicates that it is costing the City less to provide the program; and
- Reflects a consistent and standard narrative format:
  1. Description of each individual budget and program.
  2. Major accomplishments by each Department in FY 2021-2022.
  3. Departmental goals for FY 2022-2023.
  4. The Recommended Budget in detail.
  5. Major policy considerations being requested.

*Budget Core Priorities*

This budget maintains several key core Priorities:

1. City Vision and Mission point the direction.
2. Maintain the existing valuable workforce and fully fund the expansion to Fire Department personnel.
3. Maintain critical services (i.e., GYC, Community Engagement, Public Safety, Fire, and Sewer and Water).
4. Honor all debt obligations.
5. Maintain a minimum balance in the General Fund Balance Reserve of \$1 million.

*The following principles and goals have been maintained:*

- Whenever possible, the Budget is balanced with ongoing and known revenue sources equaling ongoing and reasonably expected expenses.
- To the extent possible, one-time money is not used for ongoing operations.
- To the extent possible, one-time money is used for one-time expenditures.
- Service levels are maintained at the highest level within funding constraints.
- Discretionary revenues are maximized to provide the Council with options to fund beneficial local programs and services.
- Accuracy and accountability in estimating and monitoring revenues and expenses during the fiscal year will continue to improve.

## **PROJECTED FUND BALANCES**

As of the writing of this document, the final fund balances for all major funds were not yet available; therefore, estimates of year-end fund balances for all major funds have been relied upon to balance the budget. Though the FY 2021-2022 was almost over at the time this message was prepared, the estimates can and will probably change after the Finance Department closes the accrual period at the end of July. The accrual period is very important because it is used to clean up, and/or eliminate encumbrances (funds kept “on hold” for contracts and purchases made at the end of the fiscal year), and to receive revenue that is due to the City, which comes in arrears (this is typical of many grant programs and sale tax revenues).

It is important to realize that Fund Balance is not a fund or a separate account, but by definition, is simply the difference between the assets and liabilities of a governmental fund. While it is critical to keep a close watch on fund balance levels and not become too reliant on it, in all likelihood, there will always be a fund balance. The key is for the organization to identify what areas generate the fund balance.

The Fund Balance Summary Report (Exhibit A) provides a fund balance summary of all the funds, as well as their Reserves as of June 30, 2022, and an estimate for the end of the 2022-2023 Fiscal Year. Based on the level activity projected for the few weeks left in the fiscal year, the year-end 2021-2022 General Fund - Fund Balance is estimated to be approximately \$1 million.

Fund Balance estimates of other major funds to start the fiscal year include the Sewer Impact Fund at \$3.4 million, Water Enterprise Fund at \$2.9 million, and Water Impact Fund at \$614,000.

*Left Intentionally Blank*

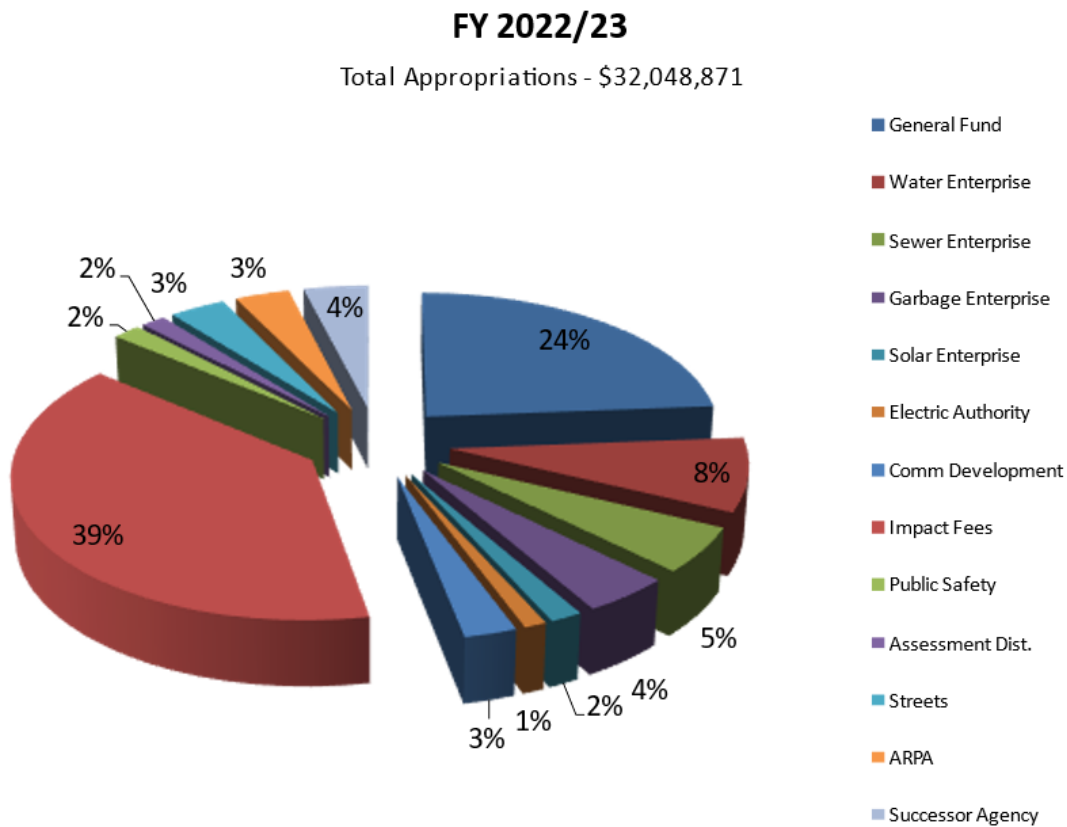
## TOTAL BUDGET REQUIREMENTS

Exhibit B provides a Summary of Expenditures and Revenues by fund. It is the same straightforward format used for the monthly financial reports. This summary is the basis for the following discussion.

### Expenditures

Total expenditures for the FY 2022-2023 Recommended Budget are \$32 million which is \$12.9 million or 68% higher than FY 2021-2022. As illustrated in the table and graph below, *Total Appropriations*, the Impact Funds comprise 39% of total expenditures, followed by the General Fund Budget at 24%, the Water Enterprise Fund at 8%; and the Sewer Enterprise Fund at 4%.

The reason for the increase is mainly due to (a) reflecting increased expenditures for the Community Center Complex project, (b) the 3 new fulltime positions added to the Fire Department, (c) increases to insurance costs; (d) full year funding of the cost-of-living adjustments (COLA) for all employees; and (e) the expenditures for the Wastewater Expansion and Rehabilitation Project.

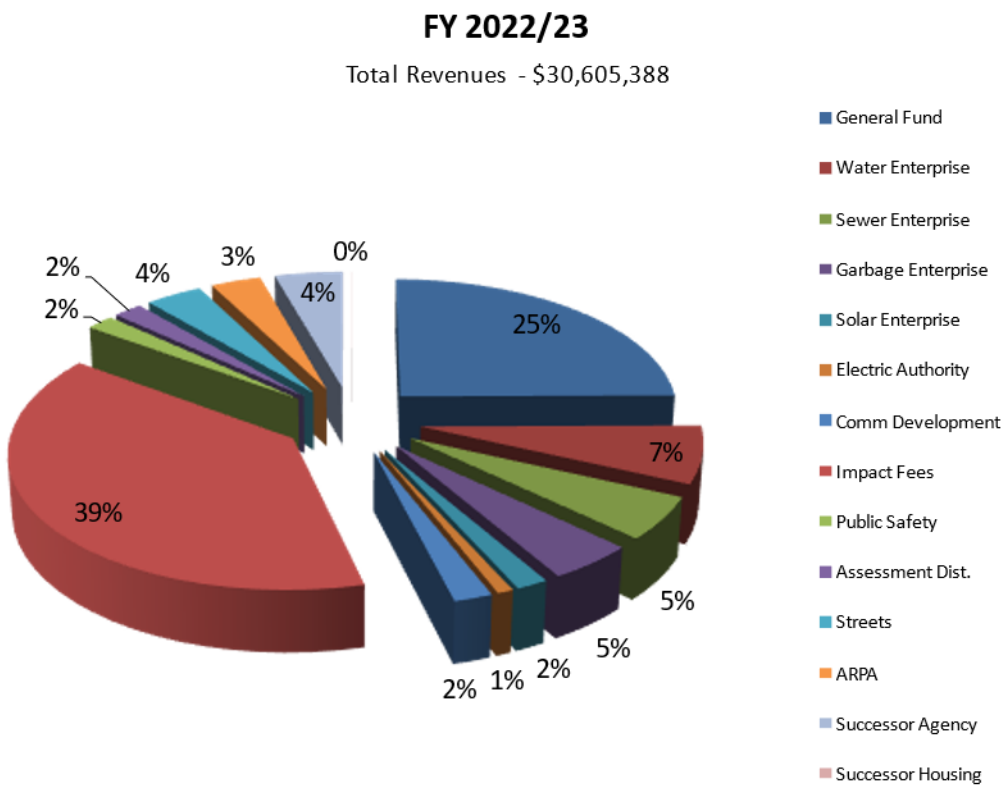


**Revenues**

Total revenues for the FY 2022-2023 Recommended Budget are \$30.6 million which is \$12 million or 65% more than the FY 2021-2022 Budget. As reflected in the following graph, *Overall City Revenues*, the Impact Funds comprise 39%, followed by the General Fund at 25% of the total budget; the Water Enterprise Fund at 7%; and the Sewer Fund at 5%.

The change in overall revenues is the net result of:

- An increase in Sales Tax, and Measure K and X TUT;
- Reflection of the revenue needed to begin the Wastewater Expansion and Rehabilitation Project;
- A slight increase in the Property Taxes and the Property Tax-VLF adjustment revenues from the State;
- An increase in revenues in both the Water and Sewer Funds from higher utilization by the GAIBP; and
- The transfers of resources among funds throughout the budget.



Where the overall budget reflects expenditures exceeding revenues, it is primarily due to existing reserves (Fund Balance), being used in the Water Enterprise and Sewer Enterprise. For the General Fund, it is balanced and for the first time in years, does not contemplate the use of Fund Balance. This is important because this will allow additional revenues to develop for future years.

## **OVERALL DISCUSSION OF GENERAL FUND BUDGET**

### ***Budget Parameters***

The recommended budget in addition to relying on the Vision and Mission, and Council priorities, was prepared with the following parameters:

- Maintain core City programs and critical infrastructure;
- Full utilization of the ARP funds to cover allowable expenditures;
- Maintain the existing workforce, which reflects the expansion to Fire Department personnel and the COLAs approved for all employees;
- Fund several key Vision and Mission Initiatives that is critical to continue to recover from the pandemic. These include, pro-active economic and business development, the electric microgrid, the EIFD, the construction of a Wastewater Treatment Plant Expansion and Rehabilitation Project, and completing the Supplemental EIR and LAFCO annexation application for the new growth area; and
- Reflects the expenditures for the Community Center Complex project.

### ***Overall General Fund Approach***

Pending budget approval and direction, the recommended General Fund Budget is balanced with the full use of ARP funds for allowable expenditures. The budget is essentially a status quo budget in many areas; but it does reflect the T-Mobile hotspot (broadband) expenditures, fully funding the expansion of personnel in the Fire Department, and maintaining a General Fund Balance Reserve of \$1 million.

As mentioned above, the budget is balanced with no use of Fund Balance, which is important to allow the time necessary for new sales and property tax revenues that are expected to come on-line over the next two years to develop from Papé Material Handling Inc., Concentric Power, Del Monte/Mann, Caraccioli Cellars, and the Microgrid.

The budget is presented with continued optimism. It continues key programs and initiatives, perhaps none more important than the Community Complex Project and the South Salinas Valley Broadband JPA.

### ***Departmental Budget Requests***

The budget includes individual narrative sheets for each budget that illustrate a variety of information, including a Recommended Budget, and Major Policy Consideration section.

### **Expenditures**

Overall, the budget is primarily status quo and funds all authorized positions which are filled. In addition, it reflects fully funding for the 3 new fulltime positions in the Fire Department, extending the “Internet for All” T-Mobile hotspots with ARP funds, the child obesity program, the community resiliency project which is an upgrade to the back generator for the Public Safety Building and City Hall, as well as the acquisition of one emergency portable generator.

### **Revenues**

Overall, the budget reflects increases in Sales and Property Tax based revenues and contributions from other funds.

Use of General Fund - Fund Balance

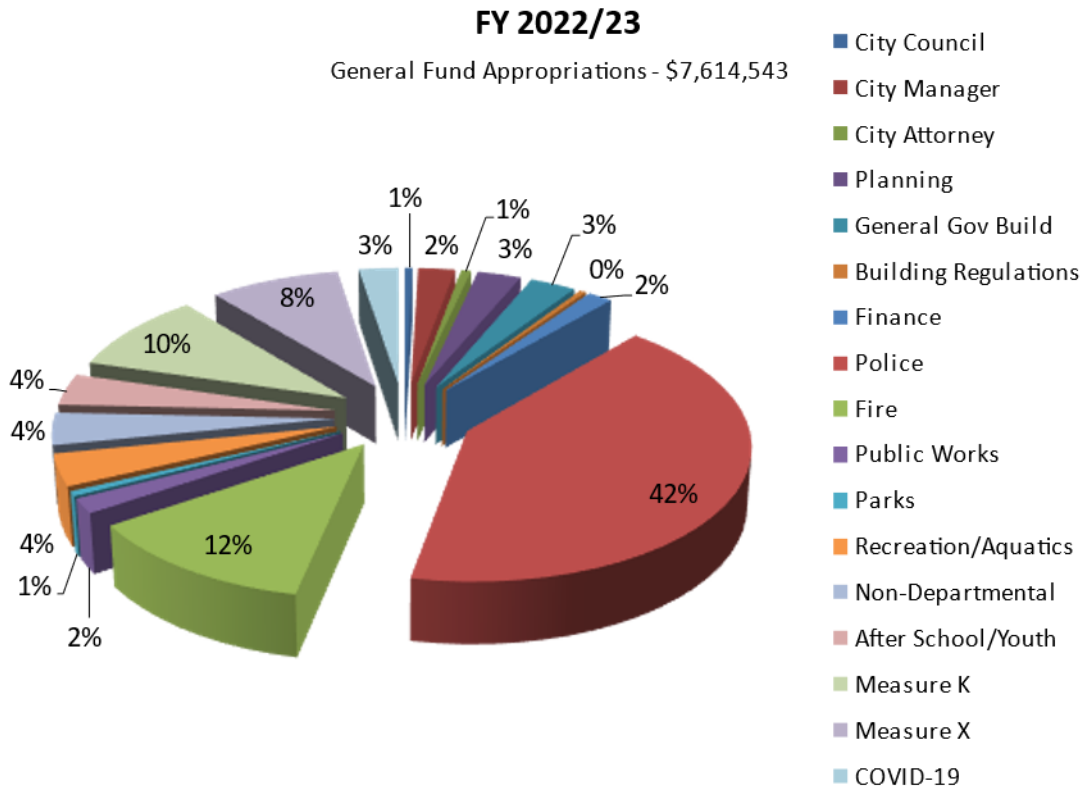
For the first time in years, the **Proposed Budget reflects no use of Fund Balance**. This is important because it will allow revenues to continue to increase, especially in property and sales tax revenues.

**TOTAL GENERAL FUND BUDGET AND FINANCING REQUIREMENTS**

**Expenditures**

As illustrated in the graph below, General Fund Appropriations, overall, General Fund expenditures total \$7.6 million, which is \$660,737 or 9.5% higher than the prior year. As shown, Police continues to be the largest General Fund program at 42%; followed by Fire at 12%; the TUT-Measure X and K at 18%; and Parks, Recreation, Aquatics and Youth Programs at 9%.

The increase in expenditures is mainly due to the net impact (a) of reflecting the Community Center Complex project funded by Measure X TUT revenues, (b) increase to workers' compensation, liability and property insurance; (c) full year funding for the 3 fulltime Firefighter positions added in FY 2021-2022; and (d) the COLA increases for all employees.

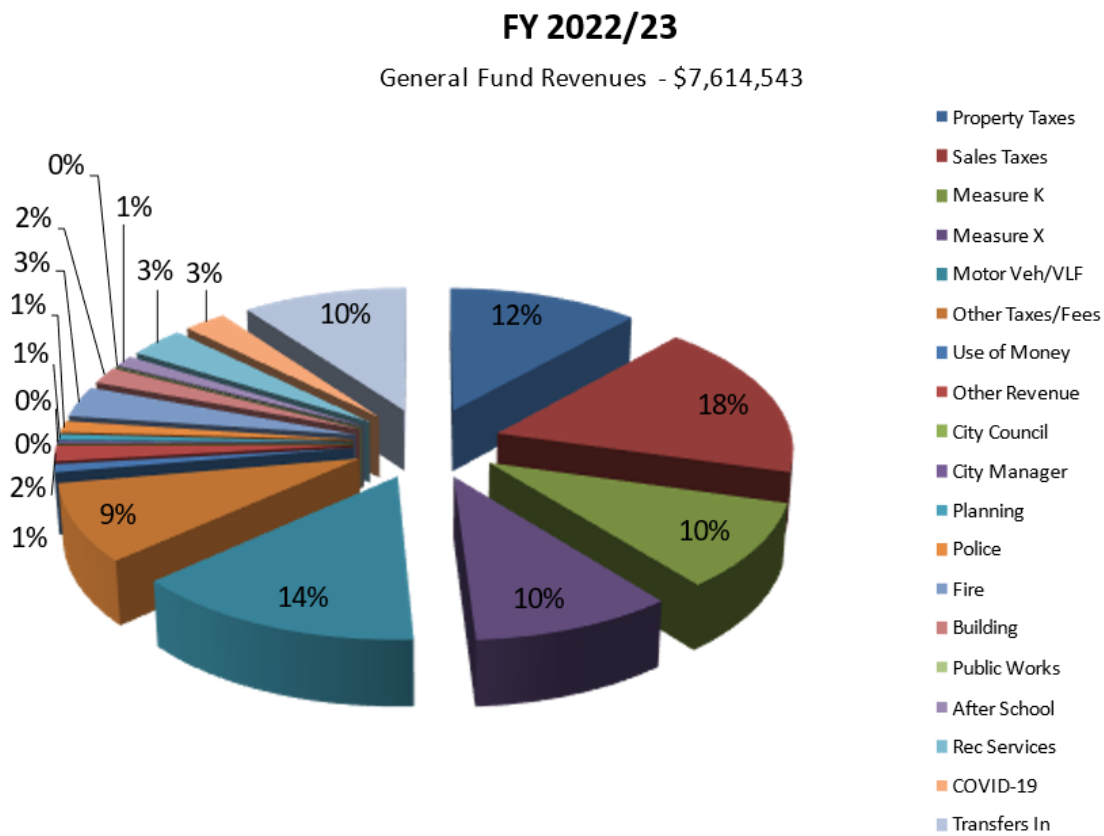


**Revenues**

The next graph, *General Fund Revenues*, illustrates the major revenue sources of the General Fund. Overall, revenues total \$7.6 million, which is \$875,737 or 12.9% higher than the prior fiscal year. The largest source is (a) Sales & Use Tax at 18%; (b) Motor Vehicle in Lieu/VLF Adj. at 14%; (c) Property Taxes at 12%; and (d) Measure K and X at 10% each.

The change is generally being driven by increases in the following:

- 20% in Sales & Use Taxes;
- 25% in Transfers In;
- 4% in Property Taxes – ROPS Residual; and
- A large increase in Police revenues (181%) as a result of reflecting the contribution from the School for the School Resources Officer that had been paused as a result of the pandemic and the schools being closed.



The following section briefly highlights the reasons for the changes in some of the budgets. Please refer to the individual budget narrative sheets for a summary of each budget.

### ***General Fund Revenues***

This budget reflects revenues that cannot be attributed to any one particular budget. All other revenues are reflected directly in the programs for which they are to be used for, and/or generated. This is done in order to more accurately reflect the activity and present a more accurate account of each individual program.

**It cannot be emphasized enough that while revenues are more positive than the prior year, work needs to continue to generate new revenue sources like the Microgrid and EIFD in order to maintain future balanced budgets, and provide the services needed to support the Vision of the City.**

### ***General Fund Budget Units***

Impacting all budget units are increases in workers' compensation and liability, and information technology (IT) costs. Because of the nature of the risk embodied in Public Safety, both Police and the Fire Departments are allocated a larger share of these costs. For IT, because of the ever-increasing concern with cyber-attacks, costs have increased to secure the City's data and systems. The budgets also reflect the cost estimates for health and retirement costs, which are being driven by the City self-insurance health plan and Anthem Blue Cross, and the California Public Employee Retirement System (PERS). Below are some of the General Fund budgets that have the larger changes.

***City Managers/City Clerk:*** The decrease in this budget is due to spreading salaries and benefits to other areas and funds to reflect the anticipated workload and projects in FY 2022-2023.

***Finance:*** The increase in finance is reflected in anticipated benefit costs.

***Planning:*** The increase is mainly due to full year funding of the Community Development Director position.

***General Government:*** The large increase is due to reflecting the expenditures to upgrade the backup generator for the Public Safety Building, and acquire an emergency portable generator as part of the community resiliency project being funded by a state grant

***Police:*** While the largest General Fund budget, this Department reflects a modest 8% increase, which reflects funding for a fully staffed Department.

***Fire:*** The increase in the Net City Cost is primarily driven by fully funding the 3 fulltime Firefighter positions added the previous year.

***Recreation, After School & Aquatics:*** The increases in all these budgets are due to bringing back a full slate of programs post-pandemic.

***Parks:*** The decrease in this budget is due to respreading personnel to other areas.

***TUT Measures K and X:*** Overall, the change in these budgets are being driven by the projected increase in revenues and programming.

## **OTHER FUNDS**

Significant programs outside the General Fund are Sewer, Water, Garbage, Assessment Districts, Successor Agency to the Gonzales Redevelopment Agency, and the Impact Funds. The following are some of the funds with the larger recommended changes.

### ***COVID-19***

This is the third year of this fund which reflects the expenses for the community health workers and will be brought early in the fiscal year for the adjustments for the rental assistance portion. It reflects an increase in



expenditures and revenues from an additional grant to continue the Community Health Workers program and pandemic recovery efforts.

### ***American Rescue Plan Act***

This is the second year of this fund, and it reflects the City's remaining allotment of \$993,486 to fund the continuation of the T-Mobile hotspot program and eligible expenditures.

### ***Community Development***

This budget includes capacity to provide housing rehabilitation loans and provide housing education programs for our community to prepare for the new growth phase and housing opportunities.

### ***Business Loan Grant***

This budget includes capacity to provide a few small business development loans and potentially façade improvement grants.

### ***Street Fund***

This fund reflects conservative expenditures and revenues. In a few years after SB1 and the City's share of the Regional Transportation Tax funds finish paying of two loans, this fund will see over \$500,000 annually freed up to fund the Pavement Management Plan.

### ***Sphere of Influence Impact Fund***

The budget reflects all the activity necessary to complete the EIR and the Local Agency Formation Commission (LAFCO) annexation application needed for the next growth phase for the City. All of this work is needed to annex to approximately 1,300 acres, which will over time result in much needed housing, schools, commercial, business, parks, public amenities, and recreation opportunities to continue enhancing the community's "quality of life".

### ***All Impact Funds***

In general, most of the Impact Funds reflect revenues anticipated as a result of new development coming. Some of the major changes in expenditures are:

***Sewer Fund:*** Reflects sufficient funds to continue the engineering, finish the design, and initiate the Wastewater plant expansion and rehabilitation project. Depending on the requirements of the State Revolving Loan program and/or possibly the City receiving a grant, additional adjustments may be required during the fiscal year that would be taken to the City Council for consideration and approval.

***Public Facilities & Public Uses Impact Funds:*** These funds reflect a small set aside if needed for the Community Center Complex project.

***Park Impact Fund:*** This fund reflects the City's per capita allocation of Proposition 68 Park Bond revenues and capital outlay-improvement appropriation to complete phase II of the skatepark renovation project.

***Intersection Improvement Fund:*** This fund continues to reflect an appropriation to help cover the costs of improvements to the 5<sup>th</sup> Street – HWY 101 intersection if they materialize.

### ***Assessment District Funds***

All these funds reflect the activities necessary for the operation and maintenance of the districts. In addition, where appropriate some of these funds include their share of the implementation of the Pavement Management Plan.

### ***Gonzales Successor Agency***

The budget reflects the expenditures in the Recognized Obligation Payment Scheduled (ROPS) approved by the State Department of Finance (DOF), and revenues needed to cover all the debt service obligations of the former RDA, and the administrative costs of the Successor Agency.

### ***Water Enterprise Funds***

This budget reflects the appropriation authority needed to maintain the City's Water System. In addition, it reflects (a) the debt service for the Private Placement utilized to expand the Sewer Treatment Plant, and the construction of the two 3-million-gallon water tanks; (b) the payment of the debt service for Solar Project Phase I and Phase II, (c) capital expenditures to purchase equipment and parts as needed for the water wells, and (d) a contribution to the Microgrid Fund.

### ***Sewer Enterprise Fund***

Similar to the Water Fund, this budget reflects the appropriation authority needed to maintain the City's Sewer System. In addition, this budget includes (a) engineering and contractual work to continue improvements and management of the wastewater plant and sewer system, (b) the payment of the debt service for Solar Project Phase I and Phase II, and (c) a contribution to the Microgrid Fund

### ***Garbage Enterprise Fund***

This fund includes the necessary activity to cover the garbage service for the community and fund sustainable initiatives.

### ***Gonzales Electric Authority***

This is the third year of this fund that was set up to track all the expenditures for the microgrid project. While it has taken longer than anticipated, a lot of work has been done to finalize all the requirements set forth in the Energy Services Agreement and it is expected that construction will begin in 2023.

## **CONTINUE ADDRESSING CRITICAL INFRASTRUCTURE**

Even with the continuing challenges posed by the COVID-19 Pandemic, this past year saw the City continue to make significant strides in several critical infrastructure projects. For example,

- *Continue needed improvements to the City's Water System:* The replacement water well was completed and will be operational early in the fiscal year.
- *Expansion to and Improved Maintenance of the Wastewater Treatment Plant:* The design of the wastewater treatment plant expansion and conveyance system was completed as well as the environmental work, and it is anticipated to be out to bid the first half of the fiscal year. This is all needed to develop the short, medium, and long-term increase capacity at the Plant to support future industrial and housing growth.
- *Street Improvements:* The prior fiscal year saw implementation of the Council approved Payment Management Plan by going out to bid on the initial phase. It is anticipated that the work will be done the first part of the fiscal year.
- *Community Center Complex Project:* FY 2021-2022 saw significant progress in this very important project. After an extensive community engagement effort, the Council approved the design criteria and approved the selection of the three final Design Build Entities, one of which will ultimately be selected to construct the project. While these were all positive steps forward; unfortunately, due to the continuing impacts of the pandemic, coupled with the Russian-Ukraine war, supply chain problems have been exacerbated and construction and commodity costs have increased dramatically. What that means is that though the City is aggressively working to put the needed funding together, additional resources will be needed. As a result, the first part of the fiscal year will see a new one-half percent (0.5%) Transaction and Use Tax (TUT) placed before the voters as a Special Mail Ballot Election in August dedicated to the Community Center with streets as the secondary choice, which will require a 2/3 voter approval. Complementing this special tax will be consideration by the Council to place before the voters in the

upcoming general election extending the sunset dates of both of the existing tax measure thru 2064. If both measures pass it will go a long way to finance the Community Center and bring this vision to reality for the community.

Furthermore, the City took major steps forward to begin the establishment of new funding sources for infrastructure by (a) taking the action necessary to approve an Enhanced Infrastructure Financing District (EIFD), and (b) continuing to make progress on the Energy Services agreement with Concentric Power to build a microgrid for the Gonzales Agricultural Industrial Business Park. When fully developed, it is anticipated that both of these efforts will result in significant revenue to help fund improvements to the City's infrastructure.

## **BUDGET RISK AREAS**

While the City's fiscal situation is sound, the Proposed Budget includes several assumptions that if they do not materialize, have the potential to impact the overall budget and require additional adjustments. Assumptions that could impact the budget if they do not materialize are the:

1. FY 2021-2022 year-end Fund Balance could come in lower than projected;
2. The high fuel prices will continue to increase or remain high.
3. CalPERS retirement and Health benefit costs could increase beyond anticipated levels; and
4. There could be more unexpected impacts from the Pandemic and/or the Russian-Ukraine war.

## **ADDITIONAL POLICY AREAS**

There are several policies that require additional attention, even though they might have already been mentioned in this Budget Message, they are key to furthering the City's vision and mission and include, but are not limited to:

- Initiating the wastewater expansion and rehabilitation project.
- Continuing a disciplined grant writing effort with the City's grant writer to hopefully generate resources to the City to support the Vision and Mission. For example, work is underway on funding for the separate Industrial Wastewater Plant, the Microgrid, Phase II expansion of Canyon Creek Park, and the Community Center Complex.
- Continuing taking on a leadership role in countywide and/or regional efforts.
- Finalizing the EIR needed for the application to LAFCO to annex approximately 1,300 acres.
- Proactively working on developing more housing opportunities.
- Finalizing the funding plan, award the construction contract, and begin the construction phase of the Community Center Complex project.
- Continuing enhancing access to quality health care options.
- Developing additional funding sources for the CDBG Business Development/Enhancement Loan Program.
- Fully implementing the EIFD.
- Continuing pro-active development of the Gonzales Agricultural Industrial Business Park and begin the construction of the energy microgrid for the park.
- Actively participating and leading the South Salinas Valley Broadband JPA.

### ***The Gonzales Quality of Life Temporary Transactions and Use Tax (TUT): Measures K & X***

Both of these sources include the funding of programs, projects, and initiatives to further the community and provide critical services.

As it pertains to Measure X, the Advisory Subcommittee recommended the funds be used for the Community Center Complex project, which is reflected in the Recommended Budget. As it pertains to Measure Y, the funding plan reflected in the budget includes funding for:

- The annual debt service for the pool;
- The Community Grant Program;
- "Ensuring Gonzales Youth Achieve 21<sup>st</sup> Century Success" afterschool "Kid Power", summer youth programs, and recreational preschool;
- The Senior/adult programming;
- The Olinga "Wings of Knowledge" Youth STEM program and the Salinas Valley Promise Scholarship at

- Hartnell Junior College;
- The Tree Replacement Program;
  - The Police department community, business, and neighborhood watch program;
  - The City's share of the jointly funded License Clinical Social Worker position with the Gonzales Unified School District to increase mental health services for our youth and community;
  - Provide funding to support three (3) Firefighter positions necessary to augment and maintain the high level of fire services for the community; and
  - Shop small business campaign.

Because this funding source funds several programs and/or initiatives, it is spread out over the Fire Department (*Budget Unit 310*), Recreation Services (*Budget Unit 510*), After School Program (*Budget Unit 511*), Youth Development & Leadership (*Budget Unit 550*), TUT (*Budget Unit 800*), and Debt Service (*Budget Unit 900*).

### ***Post Pandemic Recovery***

As we start the second fiscal year after the height of the pandemic, the City finds itself moving several key projects forward that point a very optimistic future. Whether (1) the Community Center Complex project, (2) the New Growth Area and the many opportunities that will bring, (3) the microgrid and wastewater expansion and rehabilitation project; (4) the continued emphasis on mental health; (5) the partnership with the Blue Zone Project Monterey County which opened an office in Gonzales; and (6) the formation of the South Salinas Valley Broadband JPA; *there are many reasons to be excited about the future.*

***While certainly there are still many challenges ahead, I firmly believe that our ethos, the “Gonzales Way: Love, Care and Connect” was the reason we achieved a 100% vaccinated community and points to a bright future.***

## **CONCLUSION**

I want to close by encouraging the Council and Board to adopt the Recommended Budget as presented, which is balanced, and sets forth a plan for the future.

In addition, all City employees, as well as members of the public and press, should feel free to ask questions or provide comment on the contents of this document. I would welcome the opportunity to sit down with each of you to discuss this document.

## **ATTACHMENTS:**

- Exhibit A: Fund Balance Summary
- Exhibit B: Budget Summary of all Funds
- Exhibit C: Interfund Transfer Reconciliation
- Exhibit D: Classification Plan FY 2022-2023

**EXHIBIT A**



**FUND BALANCE SUMMARY**  
**ALL CITY FUNDS**  
**FISCAL YEAR 2022-23 Final Budget**  
**July 1, 2022**

Fund #	Fund Name	Estimated Beginning Fund Balance 07/01/22	FY 2022-23 Budgeted Revenues	FY 2022-23 Budgeted Expenditures	Fund Balance Transfers	Estimated Ending Fund Balance 06/30/23	Reserved Funds	Estimated Ending Unreserved Fund Balance 06/30/23
100	General Fund	\$ 1,044,602	\$ 6,648,029	\$ 7,246,345	\$ 598,316	\$ 1,044,602	\$ 1,000,000	\$ 44,602
110	COVID-19	\$ 116,285	\$ 200,000	\$ 200,000	\$ -	\$ 116,285	\$ -	\$ 116,285
111	American Rescue Plan Act	\$ 73,034	\$ 993,486	\$ 1,066,520	\$ -	\$ -	\$ -	\$ -
120	Community Development	\$ 232,259	\$ 80,000	\$ 98,302	\$ (24,805)	\$ 189,152	\$ -	\$ 189,152
123	Business Loan Grant	\$ 214,490	\$ 15,000	\$ 175,250	\$ 40,000	\$ 94,240	\$ -	\$ 94,240
124	Air Pollution Control Fund	\$ 85,537	\$ 2,500	\$ 38,000	\$ -	\$ 50,037	\$ -	\$ 50,037
127	CDBG - Urban County	\$ (9,130)	\$ 459,000	\$ -	\$ (459,000)	\$ (9,130)	\$ -	\$ (9,130)
130	Street Fund	\$ 25,117	\$ 522,220	\$ 547,269	\$ -	\$ 68	\$ -	\$ 68
136	Measure X	\$ -	\$ 312,000	\$ 312,000	\$ -	\$ -	\$ -	\$ -
137	SB1 Road Repair & Account.	\$ -	\$ 193,527	\$ 193,527	\$ -	\$ -	\$ -	\$ -
150	Supplemental Law Enforcement	\$ 27,635	\$ 200,020	\$ -	\$ (200,020)	\$ 27,635	\$ -	\$ 27,635
190	Fire Impact Fund	\$ 5,831	\$ 15,400	\$ 20,000	\$ -	\$ 1,231	\$ -	\$ 1,231
200	General Fund Impact Fund	\$ 81,407	\$ 25	\$ -	\$ -	\$ 81,432	\$ -	\$ 81,432
201	Sphere of Influence Impact Fund	\$ 422,188	\$ 2,500	\$ 200,000	\$ -	\$ 224,688	\$ -	\$ 224,688
210	Public Safety Fund	\$ -	\$ 4,000	\$ 353,815	\$ 349,815	\$ -	\$ -	\$ -
220	Police Impact Fund	\$ 43,024	\$ 10,000	\$ -	\$ -	\$ 53,024	\$ -	\$ 53,024
230	Sewer Impact Fund	\$ 3,393,052	\$ 11,603,500	\$ 11,600,200	\$ -	\$ 3,396,352	\$ -	\$ 3,396,352
235	Circulation System Impact Fund	\$ 212,441	\$ 53,240	\$ 89,240	\$ -	\$ 176,441	\$ -	\$ 176,441
240	Water Impact Fund	\$ 871,125	\$ 33,000	\$ 290,000	\$ -	\$ 614,125	\$ -	\$ 614,125
241	Public Facilities Impact Mitig	\$ 85,542	\$ 10,600	\$ 25,000	\$ -	\$ 71,142	\$ -	\$ 71,142
242	Public Uses Mitigation Fees	\$ 5,251	\$ 150	\$ 5,000	\$ -	\$ 401	\$ -	\$ 401
243	Aquatic Facilities Mitigation	\$ -	\$ -	\$ -	\$ -	\$ -	\$ -	\$ -
244	Animal Control Facilities Mitigation	\$ -	\$ -	\$ -	\$ -	\$ -	\$ -	\$ -
245	Storm Drainage Facility Impact Fund	\$ 42,290	\$ 20,000	\$ 15,000	\$ -	\$ 47,290	\$ -	\$ 47,290
250	Park Impact Fund	\$ 1,999	\$ 170,000	\$ 170,000	\$ -	\$ 1,999	\$ -	\$ 1,999
260	Signalization Impact Fund	\$ 376,443	\$ 1,000	\$ 135,000	\$ -	\$ 242,443	\$ -	\$ 242,443
270	CA Breeze Park Maintenance	\$ (77,543)	\$ 77,900	\$ 100,388	\$ (5,000)	\$ (105,031)	\$ -	\$ (105,031)
280	CA Breeze Maintenance #1, #2, #3	\$ 185,507	\$ 67,207	\$ 68,633	\$ (14,000)	\$ 170,081	\$ 69,936	\$ 100,145
302	Canyon Creek Park & Park Maint	\$ 599,491	\$ 103,250	\$ 45,201	\$ -	\$ 657,540	\$ 66,000	\$ 591,540
304	Canyon Creek Maintenance #1, #2, #3	\$ 956,521	\$ 130,550	\$ 67,624	\$ (15,000)	\$ 1,004,447	\$ 35,452	\$ 968,995
310	Cipriani Estates Park Maint	\$ 219,990	\$ 39,750	\$ 13,140	\$ (5,000)	\$ 241,600	\$ 66,000	\$ 175,600
312	Cipriani Estates Maintenance	\$ 517,834	\$ 51,300	\$ 24,597	\$ (5,000)	\$ 539,537	\$ 12,000	\$ 527,537
314	Gonzales Industrial Park Landscape	\$ 77,470	\$ 30,500	\$ 38,089	\$ -	\$ 69,881	\$ 2,000	\$ 67,881
316	Gonzales Industrial Park Benefit Assess	\$ 212,071	\$ 80,250	\$ 69,250	\$ (10,000)	\$ 213,071	\$ 36,000	\$ 177,071
407	Ag Ind. Park Federal Grant	\$ 4,900	\$ -	\$ -	\$ -	\$ 4,900	\$ -	\$ 4,900
426	City Successor Agency **	\$ 2,118,203	\$ 1,342,266	\$ 1,266,683	\$ -	\$ 2,193,786	\$ -	\$ 2,193,786
427	Successor Agency - Housing	\$ (113,497)	\$ 5,125	\$ -	\$ -	\$ (108,372)	\$ -	\$ (108,372)
460	Infrastructure Improvement Fund	\$ (431,556)	\$ 100,000	\$ 50,000	\$ -	\$ (381,556)	\$ -	\$ (381,556)
520	Water Enterprise **	\$ 3,516,764	\$ 2,056,237	\$ 2,189,492	\$ (428,958)	\$ 2,954,551	\$ -	\$ 2,954,551
530	Sewer Enterprise **	\$ 296,094	\$ 1,596,500	\$ 1,360,090	\$ (306,403)	\$ 226,101	\$ -	\$ 226,101
540	Garbage Enterprise	\$ 5,524	\$ 1,386,763	\$ 1,218,054	\$ (168,709)	\$ 5,524	\$ -	\$ 5,524
550	Solar Project Enterprise **	\$ 52,227	\$ 3,250	\$ 506,764	\$ 503,514	\$ 52,227	\$ -	\$ 52,227
560	Gonzales Electric Authority	\$ 282,711	\$ 250	\$ 250,500	\$ 150,250	\$ 182,711	\$ -	\$ 182,711
<b>Totals</b>		<b>\$ 15,773,132</b>	<b>\$ 28,620,295</b>	<b>\$ 30,048,973</b>	<b>\$ -</b>	<b>\$ 14,344,454</b>	<b>\$ 1,287,388</b>	<b>\$ 13,057,066</b>

\*\* Adjusted to exclude the amount of Long Term Debt and Net Assets.

## EXHIBIT B

**City of Gonzales**  
**Budget Summary**  
**Fiscal Year 2022-2023**

**General Fund**

Account Title	Original Budget FY 2021-2022	Amended Budget FY 2021-2022	Budget FY 2022-2023	Variance
<b>General Revenues:</b>				
Transfers In	615,132	625,605	766,514	151,382
Property Taxes	856,500	870,676	888,000	31,500
Sales and Use Tax	1,128,674	1,200,000	1,350,000	221,326
Motor Vehicle In Lieu Tax / VLF Adj	1,016,500	1,056,664	1,090,000	73,500
Other Taxes & Fees	681,000	682,000	677,000	(4,000)
Use of Money Property	55,000	60,000	68,000	13,000
Intergovernmental	1,000	1,000	1,000	-
Fines and Penalties	28,000	28,000	28,000	-
Other Revenue	113,250	98,250	105,100	(8,150)
City Council	-	377	377	377
City Manager	25,000	25,000	20,000	(5,000)
Planning Department	45,400	45,400	50,300	4,900
Police Department	34,750	26,250	97,800	63,050
Fire Department	265,300	258,300	266,300	1,000
Building Regulations	147,300	147,300	145,900	(1,400)
Public Works	-	916	3,000	3,000
Youth Development	-	500	500	500
Recreation / Aquatics	253,000	261,752	261,752	8,752
After School Program	63,000	95,000	95,000	32,000
COVID-19	-	588,536	200,000	200,000
	<u>5,328,806</u>	<u>6,071,526</u>	<u>6,114,543</u>	<u>785,737</u>
<b>Departmental Net Expenditures:</b>				
City Council	34,882	38,882	38,916	4,034
City Manager/City Clerk	405,147	404,894	185,642	(219,505)
Finance	111,295	116,485	126,224	14,929
City Attorney	50,000	50,000	50,000	-
Planning	165,338	168,150	220,901	55,563
General Governmental Building	190,860	246,520	231,520	40,660
Non-Departmental	117,500	122,300	117,300	(200)
Police Department	3,011,141	3,036,339	3,256,768	245,627
Fire Department	738,963	840,849	962,877	223,914
Building Regulations	32,740	32,740	32,848	108
Public Works	134,426	191,868	138,800	4,374
Parks	92,775	95,635	46,144	(46,631)
Recreation Services	204,191	224,446	174,304	(29,887)
After School Program	175,511	175,783	248,909	73,398
City Aquatics Program	85,546	110,911	124,898	39,352
Youth Development	46,408	46,408	46,408	-
Debt Service	18,403	18,403	18,403	-
COVID-19	125,951	586,908	200,000	74,049
	<u>5,741,077</u>	<u>6,507,521</u>	<u>6,220,862</u>	<u>479,785</u>
<b>Excess Revenue Over &lt;Under&gt; Expenditures Operations</b>	<u>(412,271)</u>	<u>(435,995)</u>	<u>(106,319)</u>	<u>305,952</u>
<b>TUT Voter Approved Tax - Measure K</b>				
Sales Tax	705,000	705,000	750,000	45,000
Salaries	(169,000)	(169,000)	(200,000)	(200,000)
Youth Services	(200,000)	(200,000)	(275,000)	(75,000)
Recreation Services	(105,000)	(105,000)	(105,000)	-
Community Development Grant	(30,000)	(30,000)	(30,000)	-
Hot-Spots	-	-	-	-
Debt Service	(129,680)	(129,665)	(129,681)	(1)
	<u>71,320</u>	<u>71,335</u>	<u>10,319</u>	<u>(30,001)</u>
<b>TUT Voter Approved Tax - Measure X</b>				
Sales Tax	705,000	705,000	750,000	45,000
Community Center	(705,000)	(725,000)	(654,000)	51,000
	<u>-</u>	<u>(20,000)</u>	<u>96,000</u>	<u>96,000</u>
<b>Excess Revenue Over &lt;Under&gt; Expenditures Total General Fund</b>	<u>(340,951)</u>	<u>(384,660)</u>	<u>-</u>	<u>371,951</u>

**City of Gonzales**  
**Budget Summary**  
**Fiscal Year 2022-2023**

**Enterprise Funds**

<u>Account Title</u>	<u>Original Budget FY 2021-2022</u>	<u>Amended Budget FY 2021-2022</u>	<u>Budget FY 2022-2023</u>	<u>Variance</u>
<b>Water Fund</b>				
Revenues	2,029,350	2,031,237	2,116,237	86,887
Expenditures	<u>(2,506,221)</u>	<u>(2,654,729)</u>	<u>(2,678,450)</u>	<u>(172,229)</u>
Excess Revenues Over Expenditures	<u>(476,871)</u>	<u>(623,492)</u>	<u>(562,213)</u>	<u>(85,342)</u>
<b>Sewer Fund</b>				
Revenues	1,527,000	1,527,000	1,596,500	69,500
Expenditures	<u>(1,515,610)</u>	<u>(1,613,532)</u>	<u>(1,666,493)</u>	<u>(150,883)</u>
Excess Revenues Over Expenditures	<u>11,390</u>	<u>(86,532)</u>	<u>(69,993)</u>	<u>(81,383)</u>
<b>Garbage Fund</b>				
Revenues	1,347,000	1,366,513	1,386,763	39,763
Expenditures	<u>(1,350,618)</u>	<u>(1,362,122)</u>	<u>(1,386,763)</u>	<u>(36,145)</u>
Excess Revenues Over Expenditures	<u>(3,618)</u>	<u>4,391</u>	<u>-</u>	<u>3,618</u>
<b>Solar Project Fund</b>				
Revenues	506,764	506,764	506,764	-
Expenditures	<u>(506,764)</u>	<u>(506,764)</u>	<u>(506,764)</u>	<u>-</u>
Excess Revenues Over Expenditures	<u>-</u>	<u>-</u>	<u>-</u>	<u>-</u>
<b>Gonzales Electric Authority</b>				
Revenues	100,500	250,500	250,500	150,000
Expenditures	<u>(100,500)</u>	<u>(146,760)</u>	<u>(350,500)</u>	<u>(250,000)</u>
Excess Revenues Over Expenditures	<u>-</u>	<u>103,740</u>	<u>(100,000)</u>	<u>(100,000)</u>
<b>Totals - Enterprise Funds</b>	<u>(469,099)</u>	<u>(601,893)</u>	<u>(732,206)</u>	<u>(263,107)</u>

**City of Gonzales**  
**Budget Summary**  
**Fiscal Year 2022-2023**

**Special Revenue Funds Summary**

Account Title	Original Budget FY 2021-2022	Amended Budget FY 2021-2022	Budget FY 2022-2023	Variance
<b>Community Development &amp; Recreation</b>				
Revenues	510,500	510,500	611,500	101,000
Expenditures	<u>(578,205)</u>	<u>(583,162)</u>	<u>(825,162)</u>	<u>(246,957)</u>
Excess Revenues Over Expenditures	<u>(67,705)</u>	<u>(72,662)</u>	<u>(213,662)</u>	<u>(145,957)</u>
<b>Impact Fees</b>				
Revenues	1,177,175	1,179,415	11,919,415	10,742,240
Expenditures	<u>(1,457,200)</u>	<u>(1,462,885)</u>	<u>(12,549,440)</u>	<u>(11,092,240)</u>
Excess Revenues Over Expenditures	<u>(280,025)</u>	<u>(283,470)</u>	<u>(630,025)</u>	<u>(350,000)</u>
<b>Public Safety</b>				
Revenues	533,399	533,419	553,835	20,436
Expenditures	<u>(533,399)</u>	<u>(533,399)</u>	<u>(553,835)</u>	<u>(20,436)</u>
Excess Revenues Over Expenditures	<u>-</u>	<u>20</u>	<u>-</u>	<u>-</u>
<b>Special Assessment Districts</b>				
Revenues	572,600	580,707	580,707	8,107
Expenditures	<u>(473,564)</u>	<u>(481,975)</u>	<u>(480,922)</u>	<u>(7,358)</u>
Excess Revenues Over Expenditures	<u>99,036</u>	<u>98,732</u>	<u>99,785</u>	<u>749</u>
<b>Streets &amp; Transportation</b>				
Revenues	1,037,738	1,054,193	1,027,747	(9,991)
Expenditures	<u>(1,058,176)</u>	<u>(1,027,545)</u>	<u>(1,052,796)</u>	<u>5,380</u>
Excess Revenues Over Expenditures	<u>(20,438)</u>	<u>26,648</u>	<u>(25,049)</u>	<u>(4,611)</u>
<b>Totals - Special Revenue Funds</b>	<u>(269,132)</u>	<u>(230,732)</u>	<u>(768,951)</u>	<u>(499,819)</u>
<b>Infrastructure Improvement Fund</b>				
Revenues	100,000	100,000	100,000	-
Expenditures	<u>(50,000)</u>	<u>(50,000)</u>	<u>(50,000)</u>	<u>-</u>
Excess Revenues Over Expenditures	<u>50,000</u>	<u>50,000</u>	<u>50,000</u>	<u>-</u>
<b>American Rescue Plan Act</b>				



**City of Gonzales**  
**Budget Summary**  
**Fiscal Year 2022-2023**

**City of Gonzales Successor Agency and Successor Housing Agency**

<u>Account Title</u>	<u>Original Budget FY 2021-2022</u>	<u>Amended Budget FY 2021-2022</u>	<u>Budget FY 2022-2023</u>	<u>Variance</u>
<b>City Successor Agency - Trust Fund</b>				
Revenues	1,341,259	1,342,266	1,342,266	1,007
Expenditures	<u>(1,255,117)</u>	<u>(1,267,890)</u>	<u>(1,266,683)</u>	<u>(11,566)</u>
Excess Revenues Over Expenditures	<u>86,142</u>	<u>74,376</u>	<u>75,583</u>	<u>(10,559)</u>
<b>Successor Housing Agency - City Fund</b>				
Revenues	5,125	56,685	5,125	-
Expenditures	<u>(10,000)</u>	<u>(648,000)</u>	<u>-</u>	<u>10,000</u>
Excess Revenues Over Expenditures	<u>(4,875)</u>	<u>(591,315)</u>	<u>5,125</u>	<u>10,000</u>

**EXHIBIT C**

**CITY OF GONZALES  
INTERFUND TRANSFER RECONCILIATION  
FY 2022-23**

<u>FUND</u>	<u>DESCRIPTION</u>	<u>TRANSFERS (IN)</u>	<u>TRANSFERS (OUT)</u>	<u>COMMENTS</u>
[100]	General Fund	10,000.00		From Fund 120
		15,000.00		From Fund 123
		418,805.00		From Fund 127
		19,000.00		From Cal Breeze
		15,000.00		From Canyon Creek
		10,000.00		From Cipriani
		10,000.00		From Industrial Park
			18,403.00	To Fund 550
		168,709.00		From Fund 540
			149,795.00	To Fund 210
		100,000.00		From Fund 560
[120]	Community Development		24,805.00	To Fund 100
[123]	Business Loan Grant Fund		15,000.00	To Fund 100
		55,000.00		From Fund 127
[127]	CDBG - Urban County		404,000.00	To Fund 100
			55,000.00	To Fund 123
[150]	Supplemental Law Enforcement		200,020.00	To Fund 210
[210]	Public Safety Fund	200,020.00		From Fund 150
		149,795.00		From Fund 100
[270]	CA Breeze Park Maintenance		5,000.00	To Fund 100
[280]	CA Breeze Maintenance #1		14,000.00	To Fund 100
[304]	Canyon Creek Park Maintenance #1		15,000.00	To Fund 100
[310]	Cipriani Estates Park Maintenance		5,000.00	To Fund 100
[312]	Cipriani Estates Maintenance		5,000.00	To Fund 100
[316]	Gonzales Industrial Park		10,000.00	To Fund 100
[520]	Water Enterprise	60,000.00		From Fund 530
			363,833.00	To Fund 550
			125,125.00	To Fund 560
[530]	Sewer Enterprise		60,000.00	To Fund 520
			121,278.00	To Fund 550
			125,125.00	To Fund 560
[540]	Garbage Enterprise		168,709.00	To Fund 100
[550]	Solar Enterprise	363,833.00		From Fund 520
		121,278.00		From Fund 530
		18,403.00		From Fund 100
[560]	Gonzales Electric Authority	125,125.00		From Fund 520
		125,125.00		From Fund 530
			100,000.00	To Fund 100
	<b>TOTALS</b>	<u>1,985,093.00</u>	<u>1,985,093.00</u>	

# CITY OF GONZALES CLASSIFICATION PLAN FISCAL YEAR 2022-2023

## EXHIBIT D

Revised 02-07-22

CLASSIFICATION	FOUR AND ONE HALF-PERCENT STEP ADVANCEMENT						EXCELLENCE INCENTIVES	
	STEP 1	STEP 2	STEP 3	STEP 4	STEP 5	STEP 6	STEP 7	STEP 8
<b>EXECUTIVE MANAGEMENT STAFF</b>								
CITY MANAGER	\$17,190.50 MONTHLY (SALARY INDEPENDENT OF STEP SCHEDULE) 07-01-2021							
ASSISTANT CITY MANAGER	\$11,282.99	\$11,790.72	\$12,321.31	\$12,875.77	\$13,455.18	\$14,060.66	\$14,693.39	\$15,354.59
DEPUTY CITY MANAGER	\$9,084.54	\$9,493.34	\$9,920.54	\$10,366.97	\$10,833.48	\$11,320.99	\$11,830.43	\$12,362.80
COMMUNITY DEVELOPMENT DIRECTOR	\$9,589.24	\$10,020.76	\$10,471.69	\$10,942.92	\$11,435.35	\$11,949.94	\$12,487.69	\$13,049.64
PUBLIC SAFETY DIRECTOR (CHIEF OF POLICE)	\$10,192.90	\$10,651.58	\$11,130.90	\$11,631.79	\$12,155.22	\$12,702.20	\$13,273.80	\$13,871.12
*PUBLIC SAFETY DIRECTOR (CHIEF OF POLICE) - GRANDFATHERED	\$10,906.40	\$11,397.19	\$11,910.06	\$12,446.01	\$13,006.09	\$13,591.36	\$14,202.97	\$14,842.10
SPECIAL PROJECTS DIRECTOR	\$8,651.94	\$9,041.27	\$9,448.13	\$9,873.30	\$10,317.60	\$10,781.89	\$11,267.07	\$11,774.09
DIRECTOR OF PUBLIC WORKS	\$9,132.61	\$9,543.58	\$9,973.04	\$10,421.83	\$10,890.81	\$11,380.90	\$11,893.04	\$12,428.22
*DIRECTOR OF PUBLIC WORKS - GRANDFATHERED	\$9,452.25	\$9,877.61	\$10,322.10	\$10,786.59	\$11,271.99	\$11,779.23	\$12,309.29	\$12,863.21
FIRE CHIEF	\$8,612.06	\$8,999.60	\$9,404.58	\$9,827.79	\$10,270.04	\$10,732.19	\$11,215.14	\$11,719.82
FIRE CHIEF - GRANDFATHERED	\$9,214.90	\$9,629.57	\$10,062.90	\$10,515.74	\$10,988.94	\$11,483.45	\$12,000.20	\$12,540.21
DIRECTOR OF COMMUNITY ENGAGEMENT & STRATEGIC PARTNERSHIPS	\$8,719.71	\$9,112.10	\$9,522.14	\$9,950.64	\$10,398.42	\$10,866.35	\$11,355.33	\$11,866.32
<b>MID-MANAGEMENT STAFF</b>								
CAPTAIN	\$8,696.49	\$9,087.84	\$9,496.79	\$9,924.14	\$10,370.73	\$10,837.41	\$11,325.10	\$11,834.73
DEPUTY FIRE CHIEF	\$7,209.95	\$7,534.40	\$7,873.45	\$8,227.76	\$8,598.01	\$8,984.92	\$9,389.24	\$9,811.75
RECREATION COORDINATOR/ ADMINISTRATIVE	\$4,226.13	\$4,416.31	\$4,615.04	\$4,822.72	\$5,039.74	\$5,266.53	\$5,503.52	\$5,751.18
PUBLIC WORKS SUPERVISOR	\$5,349.22	\$5,589.94	\$5,841.48	\$6,104.35	\$6,379.05	\$6,666.10	\$6,966.08	\$7,279.55
<b>SUPERVISORY STAFF</b>								
POLICE SERGEANT	\$7,994.93	\$8,354.70	\$8,730.66	\$9,123.54	\$9,534.10	\$9,963.14	\$10,411.48	\$10,880.00
*POLICE SERGEANT - GRANDFATHERED	\$8,554.58	\$8,939.53	\$9,341.81	\$9,762.19	\$10,201.49	\$10,660.56	\$11,140.28	\$11,641.59
PUBLIC WORKS LEAD WORKER	\$4,267.43	\$4,459.46	\$4,660.14	\$4,869.84	\$5,088.99	\$5,317.99	\$5,557.30	\$5,807.38
*PUBLIC WORKS LEAD WORKER - GRANDFATHERED	\$4,416.79	\$4,615.54	\$4,823.24	\$5,040.29	\$5,267.10	\$5,504.12	\$5,751.81	\$6,010.64
<b>BUILDING/MAINTENANCE STAFF</b>								
BUILDING INSPECTOR II	\$4,984.58	\$5,208.89	\$5,443.29	\$5,688.23	\$5,944.21	\$6,211.69	\$6,491.22	\$6,783.33
BUILDING INSPECTOR I	\$4,236.89	\$4,427.55	\$4,626.79	\$4,834.99	\$5,052.57	\$5,279.93	\$5,517.53	\$5,765.82
MECHANIC II	\$4,386.71	\$4,584.11	\$4,790.40	\$5,005.96	\$5,231.23	\$5,466.64	\$5,712.64	\$5,969.71
*MECHANIC II - GRANDFATHERED	\$0.00	\$0.00	\$0.00	\$0.00	\$0.00	\$0.00	\$0.00	\$0.00
MECHANIC I	\$4,055.78	\$4,238.29	\$4,429.01	\$4,628.32	\$4,836.59	\$5,054.24	\$5,281.68	\$5,519.36
TECHNICIAN	\$4,055.78	\$4,238.29	\$4,429.01	\$4,628.32	\$4,836.59	\$5,054.24	\$5,281.68	\$5,519.36
MAINTENANCE WORKER	\$3,356.76	\$3,507.81	\$3,665.67	\$3,830.62	\$4,003.00	\$4,183.13	\$4,371.37	\$4,568.09
*MAINTENANCE WORKER - GRANDFATHERED	\$0.00	\$0.00	\$0.00	\$0.00	\$0.00	\$0.00	\$0.00	\$0.00
<b>PUBLIC SAFETY STAFF</b>								
POLICE CORPORAL	\$6,383.12	\$6,670.37	\$6,970.53	\$7,284.21	\$7,611.99	\$7,954.53	\$8,312.49	\$8,686.55
POLICE OFFICER	\$6,079.16	\$6,352.72	\$6,638.59	\$6,937.33	\$7,249.51	\$7,575.73	\$7,916.64	\$8,272.89
*POLICE OFFICER - GRANDFATHERED	\$6,504.70	\$6,797.41	\$7,103.29	\$7,422.94	\$7,756.97	\$8,106.03	\$8,470.81	\$8,851.99
FIRE ENGINEER	\$4,969.27	\$5,192.89	\$5,426.57	\$5,670.77	\$5,925.95	\$6,192.62	\$6,471.29	\$6,762.49
FIREFIGHTER	\$4,537.16	\$4,741.33	\$4,954.69	\$5,177.65	\$5,410.65	\$5,654.13	\$5,908.56	\$6,174.45
POLICE SERVICES TECHNICIAN	\$3,192.44	\$3,336.10	\$3,486.22	\$3,643.10	\$3,807.04	\$3,978.36	\$4,157.38	\$4,344.47
<b>SUPPPORT STAFF</b>								
SENIOR ACCOUNTING TECHNICIAN	\$4,806.63	\$5,022.93	\$5,248.96	\$5,485.17	\$5,732.00	\$5,989.94	\$6,259.49	\$6,541.16
*SENIOR ACCOUNTING TECHNICIAN - GRANDFATHERED	\$4,974.87	\$5,198.73	\$5,432.68	\$5,677.15	\$5,932.62	\$6,199.59	\$6,478.57	\$6,770.10
EXECUTIVE ASSISTANT TO THE CITY MANAGER/DEPUTY CITY CLERK	\$4,806.63	\$5,022.93	\$5,248.96	\$5,485.17	\$5,732.00	\$5,989.94	\$6,259.49	\$6,541.16
*EXECUTIVE ASSISTANT TO THE CITY MANAGER	\$4,974.87	\$5,198.73	\$5,432.68	\$5,677.15	\$5,932.62	\$6,199.59	\$6,478.57	\$6,770.10
DEPUTY CITY CLERK - GRANDFATHERED	\$4,974.87	\$5,198.73	\$5,432.68	\$5,677.15	\$5,932.62	\$6,199.59	\$6,478.57	\$6,770.10
DEVELOPMENT SERVICES								
TECHNICIAN/ADMINISTRATIVE ANALYST	\$3,757.10	\$3,926.17	\$4,102.85	\$4,287.48	\$4,480.41	\$4,682.03	\$4,892.72	\$5,112.90
ACCOUNTING SPECIALIST	\$3,495.50	\$3,652.79	\$3,817.17	\$3,988.94	\$4,168.44	\$4,356.02	\$4,552.04	\$4,756.89
ADMINISTRATIVE ASSISTANT/RECORDS SUPERVISOR	\$3,757.10	\$3,926.17	\$4,102.85	\$4,287.48	\$4,480.41	\$4,682.03	\$4,892.72	\$5,112.90
ADMINISTRATIVE ASSISTANT II	\$3,495.50	\$3,652.79	\$3,817.17	\$3,988.94	\$4,168.44	\$4,356.02	\$4,552.04	\$4,756.89
ADMINISTRATIVE ASSISTANT I	\$3,088.07	\$3,227.03	\$3,372.25	\$3,524.00	\$3,682.58	\$3,848.29	\$4,021.47	\$4,202.43
YOUTH PROGRAM COORDINATOR	\$3,638.41	\$3,802.14	\$3,973.23	\$4,152.03	\$4,338.87	\$4,534.12	\$4,738.15	\$4,951.37
SPORTS & SENIOR PROGRAMS COORDINATOR	\$3,638.41	\$3,802.14	\$3,973.23	\$4,152.03	\$4,338.87	\$4,534.12	\$4,738.15	\$4,951.37
SECRETARY	\$2,671.94	\$2,792.17	\$2,917.82	\$3,049.12	\$3,186.33	\$3,329.72	\$3,479.55	\$3,636.13
RECEPTIONIST- CLERK	\$2,532.80	\$2,646.78	\$2,765.88	\$2,890.35	\$3,020.41	\$3,156.33	\$3,298.36	\$3,446.79
<b>SEASONAL/PART-TIME (HOURLY RATE)</b>								
PROJECT COORDINATOR	\$23.01	\$24.05	\$25.13	\$26.26	\$27.44	\$28.68		
COMMUNITY HEALTH WORKER	\$20.33	\$21.25	\$22.20	\$23.20	\$24.24	\$25.34		
POOL MANAGER	\$17.58	\$18.37	\$19.20	\$20.06	\$20.96	\$21.91		
ASSISTANT POOL MANAGER	\$16.91	\$17.67	\$18.47	\$19.30	\$20.17	\$21.07		
SENIOR LIFE GUARD	\$16.26	\$16.99	\$17.76	\$18.56	\$19.39	\$20.26		
LIFE GUARD	\$15.64	\$16.34	\$17.08	\$17.85	\$18.65	\$19.49		
RECREATION LEADER II	\$15.64	\$16.34	\$17.08	\$17.85	\$18.65	\$19.49		
RECREATION LEADER I/AFTER SCHOOL AID	\$15.00	\$15.68	\$16.38	\$17.12	\$17.89	\$18.69		
RECREATION PROGRAM SUPERVISOR	\$15.64	\$16.34	\$17.08	\$17.85	\$18.65	\$19.49		
<b>CITY COUNCIL &amp; MAYOR</b>								
CITY COUNCIL & MAYOR - MONTHLY STIPEND	\$400.00							

# **General Purpose Revenues Budget Narrative for FY 2022-2023 Budget Unit 000**

## **DEPARTMENTAL MISSION**

This budget is used to track general purpose revenues for the General Fund that are not directly attributable to any program or function.

## **ACCOMPLISHMENTS FOR FY 2021-2022**

- In general, all revenues tracked to the anticipated budget levels for most of the year.
- Maintained a \$1 million General Reserve.
- As we slowly start to come out of the COVID-19 pandemic, sales and property tax revenues continued to grow.
- The Gonzales Agricultural Industrial Business Park (GAIBP) continued to be the foundational piece of the City's sales tax generation with the opening of Pape Materials Handling, and other businesses continued to perform.
- Both Measure K and X, continued to perform exceptionally well.
- Captured and benefited from the American Rescue Plan funds.

## **DEPARTMENTAL GOALS FOR FY 2022-2023**

- Carefully track and manage revenues.
- Continue to look for ways to enhance local revenues.
- Continue to capture as much as possible of the America Rescue Plan Funds.

## **FY 2022-2023 RECOMMENDED BUDGET**

The Department's FY 2022-2023 Recommended Budget reflects an increase of \$675,737 or 100% when compared to the FY 2021-2022 Approved Budget.

### Revenues

Reflected in this budget are the following significant changes:

1. A conservative 4% increase in Property Tax revenues from last year's budget, which is mainly due to the Gonzales Agricultural Industrial Business Park.
2. A 19.6% increase in all Sales Tax revenues based on actual revenues in FY 2021-2022, and the forecast from the City's sales tax consultants<sup>1</sup>.
3. Continued emphasis on the General Fund being reimbursed for its administrative costs for running the various non-general fund programs, were not directly

---

<sup>1</sup> HdL Companies, Inc.

apportioned to the other funds.

4. Recovery of planning and building permit fees as business and housing construction begins.
5. Transfers from various funds for administrative support.

## **MAJOR POLICY CONSIDERATIONS**

A major reason for the growth is due to the Gonzales Agricultural Industrial Business Park. While, this continues to be a strong indication that the underlying foundation of our local economy is healthy, it doesn't mean that we need to stop working on diversifying the local economy. Now more than ever as we come out and start recovering from the impacts of the COVID-19 pandemic, it is important to continue to develop new and sustainable funding sources, and work with our existing businesses to improve their resiliency and help them grow. Therefore, it is more important to expand existing and develop new small business assistance program(s), begin meeting and engaging the Enhanced Infrastructure Finance District (EIFD) with the County, launch a downtown business revitalization project, and begin the construction of the energy Microgrid to provide reliable and sustainable energy to the Gonzales Agriculture Industrial Business Park.

BUDGET WORKSHEET

City Of Gonzales

Month: 6/30/2022	Prior	Current Year			(6)	(7)	(8)	
	Year Actual	Original Budget	Amended Budget	Actual Thru June	Estimated Total	Dept	CM	Adopted
Fund: 100 - General Fund								
Revenues								
Dept: 000								
5110.000	Property Taxes-Secured	483,976	490,000	500,000	493,024	500,000	510,000	510,000
5120.000	Property Taxes-Unsecured	17,836	16,500	20,676	20,676	20,676	22,000	22,000
5130.000	Property Taxes-Prior Year	6,476	5,000	5,000	5,156	5,156	6,000	6,000
5140.000	Property Taxes-Supplemental	24,589	20,000	20,000	23,334	23,334	25,000	25,000
5145.000	Property Taxes-ROPS Residual	264,689	325,000	325,000	246,661	325,000	325,000	325,000
5157.000	Property Taxes - Triple Flip	0	0	0	0	0		
5158.000	Property Taxes - VLF Adj	1,009,552	1,010,000	1,050,164	1,050,163	1,050,163	1,080,000	1,080,000
5159.000	Property Taxes - ERAF	0	0	0	0	0		
5210.000	Sales and Use Tax	1,167,187	1,128,674	1,200,000	835,057	1,282,000	1,350,000	1,350,000
5211.000	Voter Approved Sales Tax	0	0	0	0	0		
5220.000	Lodging Tax	1,641	2,000	2,000	1,473	2,000	2,000	2,000
5225.000	SVSWA Host Fee	250,959	250,000	250,000	229,167	250,000	250,000	250,000
5234.000	Franchise Tax-PG&E	89,275	85,000	85,000	105,600	105,600	85,000	85,000
5235.000	Franchise Tax-Falcon Cable TV	17,646	9,000	10,000	9,831	10,000	10,000	10,000
5240.000	Business License Tax	61,119	70,000	70,000	27,356	70,000	70,000	70,000
5245.000	Franchise Fees	0	0	0	0	0		
5250.000	Real Estate Transfer Tax	17,185	15,000	15,000	5,517	10,000	10,000	10,000
5260.000	Utility Users Tax	233,913	250,000	250,000	247,317	265,000	250,000	250,000
5280.000	MAINTENANCE DISTRICTS	0	0	0	0	0		
5300.000	LICENSES & PERMITS	0	0	0	0	0		
5340.000	Administrative Fees	0	0	0	0	0		
5420.000	Other Fines & Penalties	27,259	25,000	25,000	19,703	25,000	25,000	25,000
5430.000	Asset Foreiture Seizures	2,722	3,000	3,000	0	3,000	3,000	3,000
5500.000	USE OF MONEY & PROPERTY	0	0	0	0	0		
5510.000	Investment Income	0	0	0	0	0		
5515.000	Interest Income	3,919	5,000	5,000	640	5,000	5,000	5,000
5520.000	Rental Income	49,708	50,000	55,000	49,633	60,000	63,000	63,000
5530.000	Sale of Surplus Property	4,672	5,000	5,000	4,540	5,000	5,000	5,000
5600.000	INTERGOVERNMENTAL	0	0	0	0	0		
5611.000	Motor Vehicle In Lieu Tax	6,239	6,500	6,500	9,808	9,808	10,000	10,000
5612.000	H.O.P.T.R.	2,023	1,000	1,000	1,017	1,017	1,000	1,000
5700.000	CHARGES FOR CURRENT SERVICE	0	0	0	0	0		
5715.000	Fire Plan Check Fees	0	0	0	0	0		
5741.000	Pool Revenue	0	0	0	0	0		
5750.000	Administrative Fees	0	2,000	2,000	0	2,000	2,000	2,000
5755.000	Credit Card Convenience Fees	7,003	8,000	8,000	4,391	5,000	8,000	8,000
5775.000	Inspection Fees	0	0	0	0	0		

BUDGET WORKSHEET

City Of Gonzales

Month: 6/30/2022	Prior Year Actual	Current Year				(6) Dept	(7) CM	(8) Adopted
		Original Budget	Amended Budget	Actual Thru June	Estimated Total			
Fund: 100 - General Fund								
Revenues								
Dept: 000								
5820.000	Other Income - Misc Payments	4,107	25,000	10,000	2,440	2,440	15,000	17,200
5821.000	Other Income - Reimbursements	62,523	15,000	15,000	8,745	10,000	15,000	15,000
5822.000	Other Income - Contributions	0	0	0	0	0		
5827.000	Notary Republic Fees	245	750	750	325	400	400	400
5833.000	T-MOBILE HOT SPOTS REVENUE	40,833	50,000	50,000	17,971	50,000	50,000	50,000
5835.000	State Mandated Cost Reimburesem	3,798	7,500	7,500	0	7,500	7,500	7,500
5900.000	Transfer from Water	0	0	0	0	0		
5905.000	Transfer from Sewer	0	0	0	0	0		
5910.000	Transfer from Garbage	298,647	189,527	200,000	94,764	200,000	168,709	168,709
5916.000	Transfer from Bridge Assessmnt	0	0	0	0	0		
5917.000	Transfer from Rvr Rd Assessmnt	0	0	0	0	0		
5918.000	Transfer from Sewer Assessment	0	0	0	0	0		
5920.000	Transfer from Cal Breeze Pks	0	0	0	0	0		
5921.000	Transfer from Cal Breeze #1	19,000	19,000	19,000	9,500	19,000	19,000	19,000
5925.000	Transfer from Public Safety	0	0	0	0	0		
5926.000	Transfer from SLESF	0	0	0	0	0		
5935.000	Transfer from Gonzales SA	0	0	0	0	0		
5936.000	Transfer From Fund 427	10,000	10,000	10,000	5,000	10,000		
5940.000	Transfer from Canyon Parks	15,000	15,000	15,000	7,500	15,000	15,000	15,000
5943.000	Transfer from Str Fund [130]	0	0	0	0	0		
5946.000	Transfer From Cipriani FD 310	10,000	10,000	10,000	5,000	10,000	10,000	10,000
5947.000	Transfer from Industrial Park	10,000	10,000	10,000	5,000	10,000	10,000	10,000
5950.000	Transfer from CDBG (Non Pgm)	24,805	24,805	24,805	12,403	24,805	24,805	428,805
5963.000	Transfer From Fund 420	4,946	0	0	0	0		
5965.000	Transfer from Fund 560	0	0	0	0	0	100,000	100,000
5968.000	Transfer From Fund 123	15,000	15,000	15,000	7,500	15,000	15,000	15,000
5971.000	Transfer From Fund 111	0	321,800	321,800	160,900	0		
5972.000	Transfer from Fund 110	0	0	0	105,025	105,025		
	Dept: 000	4,268,492	4,495,056	4,622,195	3,832,137	4,513,924	4,567,414	4,973,614
	Total Revenues	4,268,492	4,495,056	4,622,195	3,832,137	4,513,924	4,567,414	4,973,614
								0
Expenditures								
Dept: 000								
6210.000	Special Departmental Expenses	9	0	0	0	0		
6211.000	Office Supplies	49	0	0	-8	0		
6325.000	Contingency Account	0	0	0	0	0		
6450.000	Prior Year Adjustment	0	0	0	0	0		

BUDGET WORKSHEET

City Of Gonzales

Month: 6/30/2022	Prior	Current Year			(6)	(7)	(8)	
	Year Actual	Original Budget	Amended Budget	Actual Thru June	Estimated Total	Dept	CM	Adopted
Fund: 100 - General Fund								
Expenditures								
Dept: 000	58	0	0	-8	0	0	0	0
Total Expenditures	58	0	0	-8	0	0	0	0
General Fund	4,268,434	4,495,056	4,622,195	3,832,145	4,513,924	4,567,414	4,973,614	0
Grand Total:	4,268,434	4,495,056	4,622,195	3,832,145	4,513,924	4,567,414	4,973,614	0



**City Council**  
**Budget Narrative for FY 2022-2023**  
**Budget Unit 100**

**DEPARTMENTAL MISSION**

The Mission of the City Council, as the Legislative Body of the City, is to provide policy direction and oversight of the entire City's business. This is done in a fair, open and respectful manner, and always holding to the highest ideals of public service and ethics.

**DEPARTMENTAL PROGRAMS**

The Council is a five-member body that meets the first and third Monday of every month, and holds special meetings as necessary, to provide policy direction, and oversight of the City's business.

**ACCOMPLISHMENTS FOR FY 2021-2022**

- Continued development of the Community Center Complex Project.
- Via an exhaustive Request for Proposals (RFP) process, selected the three Design Build Entity Teams for the Community Center Complex Project.
- After receiving a lot of community input, approved the final design criteria for the Community Center Complex Project.
- Provided steady direction that allowed the City to deal with and maneuver thru the COVID-19 pandemic challenge that resulted in the community being 100% vaccinated.
- Continued to oversee and provide policy direction on all facets of City operations.
- Approved and oversaw a balanced budget.
- Continued aggressive implementation of the Gonzales Grows Green Initiative (G3) to enhance the environment and Economic Development.
- Provided direction on placing before the voters an additional half-cent increase to the Transaction Use Tax (TUT) to fund the Community Center and streets and extend the life of the existing two ½ sales tax measures.
- Certified the Environment Impact Report for the Wastewater Plant Expansion Project.
- Was awarded a \$5 million grant from the State of California for the Teen Innovation Center.
- Approved the start of several significant capital improvement projects like the Microgrid for the GAIBP, expansion to the Wastewater Treatment Plant, the infrastructure plans for the new growth, area and a Pavement Management Program.
- Purchased the Marchetti property on South Alta Street for development of a much-needed senior housing project.
- Oversaw and approved the South Salinas Valley Broadband Joint Powers Authority.
- Provided policy direction on the City's response to the COVID-19 pandemic that resulted in a 100% vaccinated community.

## **DEPARTMENTAL GOALS FOR FY 2022-2023**

- Continue to provide direction necessary for the Community to recover post the COVID-19 pandemic.
- Continue to provide policy direction and oversight on all facets of City operations.
- Work in partnership with the GUSD to continue to move the “*Ensuring Gonzales Youth Achieve 21<sup>st</sup> Century Success Initiative*” forward.
- Continue to work in partnership with the TUT Advisory Committee.
- Continue to maintain core services with the least amount of interruption.
- Continue the City’s Economic Development Plan.
- Continue implementing the City’s Vision and Mission.
- Provide policy direction to staff as needed to implement the goals reflected throughout this budget document.
- Move an annexation application forward to the Monterey Local Agency Formation Commission (LAFCO) for approval, which is necessary to increase the City limits to encompass the new growth area.
- Move the Community Center Complex project forward to construction.

## **FY 2022-2023 RECOMMENDED BUDGET**

The Department’s FY 2022-2023 Recommended Budget represents an increase of \$4,034 or 11.5%, when compared to the FY 2021-2022 Approved Budget. As a result, the Requested Net City Cost is increased by \$3,657.

### Personnel

Budget reflects the stipend and associated benefits for the Council Members.

### Services and Supplies

This section reflects appropriations for the basic services and supplies needed for the operation of the Council. In addition, it reflects appropriations for the subscriptions and training category and memberships to the League of California Cities (Cal Cities) and U.S Conference of Mayors, which is the main reason for the increase.

### Capital Projects/Fixed Assets

There are no capital projects or fixed assets reflected in this budget.

## **MAJOR POLICY CONSIDERATIONS**

See all other budget units.

BUDGET WORKSHEET

City Of Gonzales

Month: 6/30/2022	Prior	Current Year				(6)	(7)	(8)
	Year Actual	Original Budget	Amended Budget	Actual Thru June	Estimated Total	Dept	CM	Adopted
Fund: 100 - General Fund								
Revenues								
Dept: 100 City Council								
5637.000 Grant Proceeds	0	0	0	0	0			
5815.000 2019 RWJF HEALTH PRIZE	0	0	0	0	0			
5821.000 Other Income - Reimbursements	0	0	377	657	657	377	377	
City Council	0	0	377	657	657	377	377	0
Total Revenues	0	0	377	657	657	377	377	0
Expenditures								
Dept: 100 City Council								
6110.000 Salaries-Regular Pay	23,442	13,149	13,149	13,710	13,149	13,149	13,149	
6120.000 Unemployment Insurance	0	0	0	0	0			
6130.000 Retirement - ICMA	0	0	0	0	0			
6131.000 Deferred Compensation Expense	0	0	0	0	0			
6132.000 Retirement - PERS	1,235	900	900	533	900	900	900	
6140.000 Life and Disability Insurance	305	325	325	259	325	325	325	
6150.000 Workers Comp Insurance	1,006	1,002	1,002	823	1,002	1,036	1,036	
6160.000 Social Security	1,549	1,006	1,006	1,298	1,006	1,006	1,006	
6170.000 Health and Dental Insurance	0	0	0	0	0			
6210.000 Special Departmental Expenses	9,393	8,000	7,000	10,137	10,137	7,000	7,000	
6211.000 Office Supplies	0	100	100	909	909	100	100	
6212.000 Maintenance Supplies	0	0	0	0	0			
6213.000 Oils and Lubricants	0	0	0	0	0			
6220.000 Telephone	0	0	0	0	0			
6245.000 Other Contractual Services	22,307	5,000	5,000	18,261	18,261	5,000	5,000	
6260.000 Advertising	366	400	400	0	400	400	400	
6270.000 Transportation and Travel	0	0	0	0	0			
6275.000 Subscriptions and Training	5,043	5,000	10,000	15,654	15,654	10,000	10,000	
6411.000 City Election Costs	0	0	0	0	0			
6543.000 Equipment-Furniture	0	0	0	0	0			
6544.000 Equipment-Computers	0	0	0	0	0			
City Council	64,646	34,882	38,882	61,584	61,743	38,916	38,916	0
Total Expenditures	64,646	34,882	38,882	61,584	61,743	38,916	38,916	0
General Fund	-64,646	-34,882	-38,505	-60,927	-61,086	-38,539	-38,539	0
Grand Total:	-64,646	-34,882	-38,505	-60,927	-61,086	-38,539	-38,539	0

**City Manager/City Clerk**  
**Budget Narrative for FY 2022-2023**  
**Budget Unit 110**

**DEPARTMENTAL MISSION**

The Mission of the City Manager/City Clerk is to support the Vision and Mission of the City by providing professional leadership, develop innovative approaches and creative partnerships in the management of the City, and execution of City Council policies. This will be done by always holding to the highest ideals of public service, ethics and the “Gonzales Way” of Love, Care & Connect.

**DEPARTMENTAL PROGRAMS**

The City Manager’s Office is the Chief Administrative Officer for the City responsible for overseeing and managing all the activities of the City. In addition, the City Manager is also the Personnel Director, City Clerk, and Director of the Successor Agency to the Redevelopment Agency, Finance Director, the Director of the Gonzales Municipal Electric Utility, and Risk Manager.

**ACCOMPLISHMENTS FOR FY 2021-2022**

As in prior years, all the accomplishments listed below are the direct result of great staff and policy direction from the City Council. They are listed as accomplishments under this budget, but really are the reflection of dedicated staff at all levels of the organization and the Community:

- Provided real time budget and financial information online to all the City’s Departments.
- Continued the development of the Gonzales Agricultural Industrial Business Park (GAIBP) that saw the completion of (1) a few new businesses into the Park like Papé Material Handling and Concentric Power Inc.; (2) the approval of the Microgrid Project with Concentric Power; and (3) the approval of an Enhanced Infrastructure Finance District (EIFD) to provide future funds for infrastructure needed to support and grow the Park.
- Approved and oversaw a balanced budget.
- Continued aggressive implementation of the Gonzales Grows Green Initiative to enhance the environment and economic development.
- Continued to establish relationships with a variety of community organizations.
- Continued the partnership with Salinas and South County Cities on a variety of issues of mutual concern including transit, housing, solid waste, economic development, groundwater, and renewable energy.
- Continued implementation of the Youth Summer Internship Program, and a more robust Gonzales Youth Council Program.

- Chaired the 5 Cities Salinas Valley Collective for workforce development. That resulted in the formation and approval of South Salinas Valley Broadband JPA.
- Oversaw and managed the City's and Community's response to the COVID-19 pandemic that resulted in a 100% vaccinated community.
- Continued implementation of the "Internet for All" project and successfully negotiated a two-year extension of the program.
- Successfully held two joint City Council & Planning Commission workshops on the future growth of the City to present the Vista Lucia Specific Plan.
- Through Senator Caballero, was awarded a \$5 million grant from the State of California for the Teen Innovation Center.
- Working with the Council, obtained approval to several significant capital improvement projects like the Microgrid for the GAIBP, expansion to the Wastewater Treatment Plant, the infrastructure plans for the new growth area, and a Pavement Management Program.
- Continued development of the Community Center Complex Project.
- Via an exhaustive Request for Proposals (RFP) process selected the three Design Build Entity Teams.
- City Council after receiving a lot of community input approved the final design criteria for the Community Center Complex Project.
- Developed the financial strategy for the Community Center Complex.

## **DEPARTMENTAL GOALS FOR FY 2022-2023**

- Successfully transition to a new City Manager that will work with the existing strong Executive Team and staff to keep the City moving forward.
- With Council direction, continue the post COVID-19 pandemic recovery.
- Continue to further the Vision and Mission of the City.
- Continue to improve the financial and budget management of the City's resources.
- Continue to engage and develop ways to bring government closer to the residents of the City.
- Continue to support and implement City Council policies and direction.
- Continue to work in partnership with the private sector to maximize development of the GAIBP.
- Implement the EIFD and begin construction of the Microgrid to power the GAIBP.
- Continue to improve and expand the City's Economic Development.
- Develop and recommend enhanced revenue alternatives to the City Council.
- Finish updating the City's Personnel Rules, Regulations, and Policies.
- Continue to expand the partnerships with the Gonzales Unified School District, Commerce, Churches, private sector, community organizations, and others.
- Continue to strengthen the partnership with the Chamber of Commerce and the private sector to enhance business opportunities and development.
- Continue to enhance and expand the Gonzales Grows Green Initiative.
- Continue to grow the ambitious *Ensuring Gonzales Youth Achieve 21<sup>st</sup> Century Success Initiative*.

- Move the annexation application forward to the Monterey County Local Agency Formation Commission (LAFCO) for approval, which is necessary to increase the City limits to encompass the new growth area and accommodate much needed new housing.
- Solidify the funding for the Community Center Complex Project.
- Award the construction contract to the DBE for the Community Center Complex Project and begin construction.

## **FY 2022-2023 RECOMMENDED BUDGET**

The Department’s FY 2022-2023 Recommended Budget represents an overall decrease of (\$219,505) or (54%) in expenditures, and a decrease of (\$5,000) or (20%) in revenues, when compared to the FY 2021-2022 Approved Budget. As a result, the Requested Net City Cost is decreased by (\$214,505).

### Revenues

There is minimal revenue reflected in this budget unit.

### Personnel

This budget reflects a portion of the salaries and benefits of the City Manager/City Clerk, and the Executive Assistant to the City Manager/Deputy City Clerk. In addition, the budget also includes the Assistant City Manager and the Director of Community Engagement and Strategic Partnerships.

### Services and Supplies

This budget is essentially a status quo budget as a result of the expected COVID-19 impacts on general revenue sources. It continues to include an appropriation for more regional and statewide efforts, and to remain current with the ever-changing environment in Risk Management, Personnel, Economic Development, and to stay current with “best practices” in City Administration and Community Relations.

### Capital Projects/Fixed Assets

There are no capital projects or fixed assets reflected in the budget.

## **MAJOR POLICY CONSIDERATIONS**

- A. See all other budget units.
- B. With Council policy direction, manage the post COVID-19 recovery.
- C. Hold the first EIFD board meeting and initiate the district.

D. Move the application to the Monterey County Local Agency Formation Commission (LAFCO) with the accompanying Specific Plans necessary to obtain annexation approval for the next expansion of the City.

E. In addition, challenges for the City over the next few years, continue to be:

- Identify new revenue sources.
- Continue to enhance Economic Development opportunities.
- Improve available housing.

BUDGET WORKSHEET

City Of Gonzales

Month: 6/30/2022	Prior	Current Year			(6)	(7)	(8)	
	Year Actual	Original Budget	Amended Budget	Actual Thru June	Estimated Total	Dept	CM	Adopted
Fund: 100 - General Fund								
Revenues								
Dept: 110 City Manager/City Clerk								
5637.000 Grant Proceeds	77,500	20,000	20,000	0	0	20,000	20,000	
5821.000 Other Income - Reimbursements	0	5,000	5,000	464	5,000			
City Manager/City Clerk	77,500	25,000	25,000	464	5,000	20,000	20,000	0
Total Revenues	77,500	25,000	25,000	464	5,000	20,000	20,000	0
Expenditures								
Dept: 110 City Manager/City Clerk								
6110.000 Salaries-Regular Pay	383,871	176,272	176,272	129,799	241,598	264,628	44,746	
6110.100 Salaries-Hourly Pay	0	0	0	0	0			
6111.000 Salaries-Overtime Pay	0	0	0	0	0			
6112.000 Salaries-Extra Help	0	0	0	0	0			
6113.000 Salaries-Differentials	18,009	16,410	16,410	22,448	16,410	24,673	2,325	
6120.000 Unemployment Insurance	0	0	0	0	0			
6131.000 Deferred Compensation Expense	0	4,591	4,591	0	0	5,101	5,101	
6132.000 Retirement - PERS	54,752	45,558	45,558	24,590	45,558	54,562	8,877	
6140.000 Life and Disability Insurance	3,128	3,276	3,276	2,109	3,276	3,276	256	
6150.000 Workers Comp Insurance	2,273	2,264	2,264	1,861	1,861	2,340	2,340	
6160.000 Social Security	27,129	18,479	18,479	24,074	18,479	22,131	3,600	
6170.000 Health and Dental Insurance	69,634	48,072	48,072	60,659	48,072	48,019	8,425	
6210.000 Special Departmental Expenses	11,074	71,000	60,000	5,627	7,000	10,000	10,000	
6211.000 Office Supplies	418	250	250	539	539	250	250	
6212.000 Maintenance Supplies	1,040	275	310	816	816	310	310	
6213.000 Oils and Lubricants	475	700	710	706	710	710	710	
6220.000 Telephone	870	1,000	1,000	520	1,000	1,000	1,000	
6225.000 Utilities	0	0	0	0	0			
6245.000 Other Contractual Services	15,658	2,500	10,000	48,667	48,667	10,000	10,000	
6255.000 Liability Insurance	0	0	0	0	0			
6260.000 Advertising	0	500	500	493	500	500	500	
6265.000 Printing	6,230	6,000	6,000	15	1,000	6,000	6,000	
6270.000 Transportation and Travel	0	0	0	469	469			
6275.000 Subscriptions and Training	13,882	8,000	11,202	15,382	15,382	11,202	11,202	
6411.000 City Election Costs	0	0	0	0	0	70,000	70,000	
6530.000 Capital Outlay-Improvements	0	0	0	0	0			
City Manager/City Clerk	608,443	405,147	404,894	338,774	451,337	534,702	185,642	0
Total Expenditures	608,443	405,147	404,894	338,774	451,337	534,702	185,642	0



BUDGET WORKSHEET

City Of Gonzales

Month: 6/30/2022	Prior	Current Year			(6)	(7)	(8)	
	Year Actual	Original Budget	Amended Budget	Actual Thru June	Estimated Total	Dept	CM	Adopted
General Fund	-530,943	-380,147	-379,894	-338,310	-446,337	-514,702	-165,642	0
<b>Grand Total:</b>	-530,943	-380,147	-379,894	-338,310	-446,337	-514,702	-165,642	0

**Finance Department  
Budget Narrative for FY 2022-2023  
Budget Unit 130**

**DEPARTMENTAL MISSION**

The Finance Department supports the City’s Vision by providing efficient, sound, timely, and continuous financial accounting, and fiscal support necessary to maintain the financial health of the City.

**ACCOMPLISHMENTS FOR FY 2021-2022**

- Kept all the financial operations of the City in order and on time.
- Continued to improve the budget accountability process.
- Continued to provide real time budget and financial information online to all the City’s Departments.
- Continued to update several operating procedures to improve efficiencies.
- Obtained a clean external audit.

**DEPARTMENTAL GOALS FOR FY 2022-2023**

- Successfully transition to a new staff team.
- Continue to provide efficient and professional financial support to the City of Gonzales.
- Continue to work to improve and streamline all financial reports and functions.
- Work with the City Council and City Manager to continue to provide timely financial status reports.

**FY 2022-2023 RECOMMENDED BUDGET**

The Department’s FY 2022-2023 Recommended Budget represents an increase of \$14,929 or 13%, when compared to the FY 2021-2022 Approved Budget. As a result, the Requested Net City Cost is increased by \$14,929.

*Personnel*

This budget reflects portion of funding for one Senior Accounting Technician, one Accounting Specialist, and one Administrative Assistant. The Finance Director position is not funded and instead, some of these services are being carried out by Green’s Accounting, which is reflected under contract services in “Services and Supplies.”

Services and Supplies

The increase in this budget is being driven by expenses in contractual services and back charges.

Capital Projects/Fixed Assets

There are no capital projects and/or fixed assets reflected in this budget at this time.

**MAJOR POLICY CONSIDERATIONS**

A continuing focus will be kept on finding new revenue sources or increasing existing revenue sources for the City. This is critical to continue to fund and further the City's Vision and Mission.

BUDGET WORKSHEET

City Of Gonzales

Month: 6/30/2022	Prior	Current Year			(6)	(7)	(8)	
	Year Actual	Original Budget	Amended Budget	Actual Thru June	Estimated Total	Dept	CM	Adopted
Fund: 100 - General Fund								
Expenditures								
Dept: 130 Finance								
6110.000 Salaries-Regular Pay	65,178	27,157	17,691	44,689	46,000	23,467	22,443	
6110.100 Salaries-Hourly Pay	493	0	9,466	10,161	9,466	9,466	9,466	
6111.000 Salaries-Overtime Pay	0	0	0	74	0			
6112.000 Salaries-Extra Help	0	0	0	0	0			
6113.000 Salaries-Differentials	12,163	1,510	5,200	6,221	6,221	1,173	1,122	
6120.000 Unemployment Insurance	0	0	0	0	0			
6132.000 Retirement - PERS	9,444	5,407	5,407	1,725	5,407	4,647	4,444	
6140.000 Life and Disability Insurance	603	362	362	207	362	244	244	
6150.000 Workers Comp Insurance	2,724	2,713	2,713	2,230	2,230	2,804	2,804	
6160.000 Social Security	5,832	2,193	2,193	4,942	5,000	1,885	1,802	
6170.000 Health and Dental Insurance	1,507	2,123	2,123	1,059	2,123	6,704	6,704	
6210.000 Special Departmental Expenses	2,305	2,500	2,500	2,227	2,500	2,500	2,500	
6211.000 Office Supplies	430	300	300	190	300	300	300	
6212.000 Maintenance Supplies	0	0	0	0	0			
6230.000 Legal and Accounting	6,042	10,000	10,000	7,473	10,000	10,000	10,000	
6231.000 Payroll Fees	36,000	25,000	25,000	21,000	25,000	25,000	25,000	
6245.000 Other Contractual Services	34,773	25,000	25,000	25,569	30,000	30,000	30,000	
6255.000 Liability Insurance	5,700	4,330	4,330	5,109	5,109	5,195	5,195	
6275.000 Subscriptions and Training	0	0	0	0	0			
6300.000 NSF Checks	0	200	200	-215	200	200	200	
6301.000 Bank Charges	4,327	2,500	4,000	4,802	4,802	4,000	4,000	
6302.000 CREDIT CARD FEE	0	0	0	0	0			
6401.000 SUSPENSE	0	0	0	0	0			
6543.000 Equipment-Furniture	0	0	0	0	0			
6544.000 Equipment-Computers	0	0	0	0	0			
Finance	187,521	111,295	116,485	137,463	154,720	127,585	126,224	0
Total Expenditures	187,521	111,295	116,485	137,463	154,720	127,585	126,224	0
General Fund	-187,521	-111,295	-116,485	-137,463	-154,720	-127,585	-126,224	0
Grand Total:	-187,521	-111,295	-116,485	-137,463	-154,720	-127,585	-126,224	0

**City Attorney**  
**Budget Narrative for FY 2022-2023**  
**Budget Unit 150**

**DEPARTMENTAL MISSION**

The City Attorney is a contracted position that provides the full array of legal services to the City and the Successor Agency. The Mission of the Office is to continue to provide the City and Successor Agency with comprehensive legal advice and representation.

**ACCOMPLISHMENTS FOR FY 2021-2022**

- Continued to provide staff with ongoing assistance in the preparation of staff reports, resolutions, and ordinances.
- Continued to provide legal advice and recommendations to the City Manager, Police Chief, and other Managers in a variety of areas.
- Continued to provide legal advice and recommendations to the City Council.
- Continued to provide assistance in guiding the City with and through the COVID-19 Pandemic response which among many things, included a local declaration of emergency, shifting to an on-line meeting environment, and responding, implementing, and working through the State and County Health Orders.
- Provided legal advice to the Gonzales Municipal Electric Utility (GMEU), and the Gonzales Electric Authority (GEA).
- Provided guidance on the City Council approving the design build process for the Community Center Complex Project.
- Continue to guide and provide the legal advice on several key projects.

**DEPARTMENTAL GOALS FOR FY 2022-2023**

- Continue to work with staff on a variety of projects.
- Continue to assist in identification of means (new procedures and/or programs) by which to reduce exposure to liability.
- Identify and collect costs for services being driven by third parties.
- Continue to provide legal advice to the Council and City staff.

**FY 2022-2023 RECOMMENDED BUDGET**

The Department's FY 2022-2023 Recommended Budget represents no change when compared to the FY 2021-2022 Approved Budget.

Personnel

No costs are reflected in this area.

Services and Supplies

The only cost in this area is the appropriation for the contract. A portion of these costs have been spread to other funds as appropriate, and only the amount anticipated for General Fund activities and programs is reflected.

Capital Projects/Fixed Assets

No costs are reflected in this area.

**MAJOR POLICY CONSIDERATIONS**

There are no major policy considerations being requested in this budget.

BUDGET WORKSHEET

City Of Gonzales

Month: 6/30/2022	Prior	Current Year				(6)	(7)	(8)
	Year Actual	Original Budget	Amended Budget	Actual Thru June	Estimated Total	Dept	CM	Adopted
Fund: 100 - General Fund								
Expenditures								
Dept: 150 City Attorney								
6230.000 Legal and Accounting	38,359	50,000	50,000	70,734	75,000	50,000	50,000	
6245.000 Other Contractual Services	21,573	0	0	0	0			
City Attorney	59,932	50,000	50,000	70,734	75,000	50,000	50,000	0
Total Expenditures	59,932	50,000	50,000	70,734	75,000	50,000	50,000	0
General Fund	-59,932	-50,000	-50,000	-70,734	-75,000	-50,000	-50,000	0
Grand Total:	-59,932	-50,000	-50,000	-70,734	-75,000	-50,000	-50,000	0

# **Community Development Department Budget Narrative for FY 2022-2023 Budget Unit 160**

## **DEPARTMENTAL MISSION**

The Community Development Department supports the Vision and Mission of the City by providing professional planning services to the City. The Department promotes quality of life in Gonzales through careful attention to the City's physical and social development requirements. The Department promotes economic development consistent with the City Council's goals, and City's adopted plans and programs.

## **DEPARTMENTAL PROGRAMS**

The Department processes applications for all physical development involving private land, including: Conditional Use Permits; Site Plan Permits, Sign Permits, and subdivision and parcel maps. The Department works closely with applicants, other City Departments, and County and State agencies to ensure development conforms to requirements and the best contemporary practices. The Department manages environmental review for projects and supports the Planning Commission and City Council, and is also responsible for maintaining and updating the Zoning Ordinance and the Gonzales General Plan. Other activities include grant applications and administration, and affordable housing programs. In association with the City's Economic Development Consultant, the Department also works on economic development through outreach assistance to property owners and developers in promotion of the City.

## **ACCOMPLISHMENTS FOR FY 2021-2022**

- Building department processed numerous building permits for modifications to existing residential structures. Most of this work related to photo voltaic systems.
- Worked with the City's Business Loan Consultant to market and promote the program to small business in the City but specific to COVID relief.
- Obtained \$200,000 CDBG CARES grant funds to provide loan assistance to businesses
- Extensive work, meetings and coordination related to the Sphere of Influence and pending annexation of land to the east.
- Processed Accessory Dwelling Units (ADU).
- Successfully recruited for and hired an experienced Community Development Director with the heart, empathy and community mindset needed to support and move forward the "Gonzales Way" Love-Care-Connect mindset.

## **DEPARTMENTAL GOALS FOR FY 2022-2023**

- Process ADUs.
- Process applications for Conditional Use Permits.
- Continued coordinating with project proponents in the City's Sphere of Influence area east of the City with regard to annexation, CEQA analysis, preparation of Specific



- Plans, fiscal impact analysis, and development agreements for proposed development.
- Coordinate with the City’s Economic Development Committee on the implementation of measures contained in the City’s Economic Development Strategy and Action Plan for business retention, development, and attraction.
- Continue promoting economic opportunities and activities, meet with business owners and work with consultants on related research and reporting.
- Actively market the Business Assistance Loan Program,.
- Coordinate with the County with regard to Community Development Block Grant (CDBG) funding, from the federal Housing and Urban Development (HUD) Program for the new program year.
- Continue to search out new grant opportunities and apply whenever feasible – e.g., HCD’s ‘Local Early Action Planning’ Program Funds (‘LEAP’ grant) to fund the 2023 Housing Element update.
- Coordinate with the County Economic Development Department to implement County-wide economic development initiatives.

## **FY 2022-2023 RECOMMENDED BUDGET**

The Department’s FY 2022-2023 Recommended Budget represents an increase of \$56,563 or 34% in expenditures, and an increase of \$4,900 or 10.2% in revenues, when compared to the FY 2021-2022 Approved Budget. As a result, the Requested Net Cost is increased by \$50,663.

### Revenues

Revenues are a function of the type of and number of applications. Consequently, based on current information about current interest in the City but in the industrial park primarily, it is anticipated that 2022-2023 revenue will be the higher than FY 2021-2022. This is a conservative analysis of revenues.

### Expenditures

Expenditures primarily reflect the fixed costs associated with the Department, including information technology and file services and payment of the annual administrative charges associated with the Local Agency Formation Commission of Monterey County.

The main reason for the increase is due to a realignment of personnel costs.

### Capital Projects/Fixed Assets

There are no capital projects or fixed assets reflected in this budget.

## **MAJOR POLICY CONSIDERATIONS**

There are no major policy considerations reflected in this budget.

BUDGET WORKSHEET

City Of Gonzales

Month: 6/30/2022	Prior	Current Year				(6)	(7)	(8)	
	Year Actual	Original Budget	Amended Budget	Actual Thru June	Estimated Total	Dept	CM	Adopted	
Fund: 100 - General Fund									
Revenues									
Dept: 160 Planning									
5623.000	Housing Authority PILOT	0	800	800	0	800	800		
5710.000	Home Occupation Fees	550	500	500	440	500	500		
5711.000	Plan Check Fees	0	0	0	0	0			
5712.000	Planning & Zoning Fees	8,123	40,000	40,000	4,331	20,000	40,000		
5713.000	General Plan Revision Fees	96	100	100	1,962	1,962	5,000	5,000	
5820.000	Other Income - Misc Payments	0	0	0	0	0			
5821.000	Other Income - Reimbursements	5,450	4,000	4,000	0	4,000	4,000	4,000	
5949.000	Transfer from Fund 200	0	0	0	0	0			
5950.000	Transfer from CDBG (Non Pgm)	0	0	0	0	0			
	Planning	14,219	45,400	45,400	6,733	27,262	50,300	50,300	0
	Total Revenues	14,219	45,400	45,400	6,733	27,262	50,300	50,300	0
Expenditures									
Dept: 160 Planning									
6110.000	Salaries-Regular Pay	91,869	81,908	81,908	140,327	81,908	139,169	140,160	
6111.000	Salaries-Overtime Pay	0	0	0	0	0			
6112.000	Salaries-Extra Help	0	0	0	0	0			
6113.000	Salaries-Differentials	5,197	1,047	3,256	4,611	3,256	1,400	1,408	
6120.000	Unemployment Insurance	0	0	0	0	0			
6130.000	Retirement - ICMA	0	0	0	0	0			
6131.000	Deferred Compensation Expense	0	2,119	2,119	0	0			
6132.000	Retirement - PERS	17,377	15,080	15,080	6,474	15,080	25,945	26,134	
6140.000	Life and Disability Insurance	936	2,215	2,215	611	2,215	1,026	1,026	
6150.000	Workers Comp Insurance	3,487	3,473	3,473	2,856	3,473	3,591	3,591	
6160.000	Social Security	9,898	6,346	6,346	10,873	6,346	10,753	10,753	
6170.000	Health and Dental Insurance	20,262	13,000	13,000	10,685	13,000	29,010	29,010	
6180.000	Payroll Unemployment Tax	0	0	0	0	0			
6210.000	Special Departmental Expenses	1,109	3,000	3,000	572	1,000	3,000	2,000	
6211.000	Office Supplies	76	200	200	300	200	200	200	
6212.000	Maintenance Supplies	0	0	0	0	0			
6213.000	Oils and Lubricants	0	0	0	0	0			
6220.000	Telephone	0	0	0	0	0			
6235.000	Engineering and Surveying	0	0	0	0	0			
6245.000	Other Contractual Services	22,545	25,000	25,000	49,479	49,747	20,000	20,000	
6255.000	Liability Insurance	4,409	3,350	3,953	3,953	3,953	4,019	4,019	
6260.000	Advertising	4,460	2,100	2,100	2,029	2,100	2,100	2,100	
6265.000	Printing	0	0	0	0	0			

BUDGET WORKSHEET

City Of Gonzales

Month: 6/30/2022	Prior	Current Year			(6)	(7)	(8)	
	Year Actual	Original Budget	Amended Budget	Actual Thru June	Estimated Total	Dept	CM	Adopted
Fund: 100 - General Fund								
Expenditures								
Dept: 160 Planning								
6270.000 Transportation and Travel	0	500	500	46	500	500	500	
6275.000 Subscriptions and Training	10,445	6,000	6,000	190	6,000	6,000	5,000	
6544.000 Equipment-Computers	0	0	0	0	0			
6905.000 Transfers Out	0	0	0	0	0		-25,000	
Planning	192,070	165,338	168,150	233,006	188,778	246,713	220,901	0
Total Expenditures	192,070	165,338	168,150	233,006	188,778	246,713	220,901	0
General Fund	-177,851	-119,938	-122,750	-226,273	-161,516	-196,413	-170,601	0
Grand Total:	-177,851	-119,938	-122,750	-226,273	-161,516	-196,413	-170,601	0

**General Governmental Buildings  
Budget Narrative for FY 2022-2023  
Budget Unit 170**

**DEPARTMENTAL MISSION**

This General Fund Budget Unit provides resources to acquire, operate, equip, and maintain public facilities. Cost-effective management of resources is a goal of this Budget Unit.

**DEPARTMENTAL PROGRAMS**

This budget unit tracks operations and maintenance activities at city-owned buildings.

**ACCOMPLISHMENTS FOR FY 2021-2022**

Provided building and general maintenance services at the following city-owned buildings:

147 Fourth Street	City Hall
109 Fourth Street	Police Station
325 Center Street	Fire Station
411 Center Street	Rental Office Space for County Programs
421 Center Street	Dental Offices (leased space)
107 Centennial Drive	Vosti Recreation Center
225 Elko Street	Day Care/Preschool Facility through a lease with the Mexican American Opportunity Foundation
117 Fourth Street	Council Chambers
133 Fourth Street	Old Medical Building (leased spaces)

Staff continued delivery of the Community Center Complex Project using a Design/Build approach. This included completing the Design Criteria document for the Request for Proposals from the top three Design/Build entities.

Leased a portion of the Old Medical Building to the Gonzales Medical Center.

**DEPARTMENTAL GOALS FOR FY 2022-2023**

- Issue a Request for Proposal for the Design/Build contract for the Community Center Complex.
- Maintain facilities as cost-effectively as possible within the approved budget.
- Reduce cost of operations where possible.
- Continue energy saving programs.

## **FY 2022-2023 RECOMMENDED BUDGET**

This Budget Unit's FY 2022-2023 Recommended Budget represents an increase of \$40,660 or 28% in expenditures, when compared to the FY 2021-2022 Approved Budget. As a result, the Requested Net Cost is increased by \$40,660.

### *Services and Supplies*

This budget funds janitorial supplies for all City Departments and facilities.

The budget also reflects \$150,000 to purchase two generators funded from grant funds from the State's Community Power Resiliency Program.

- Replace the generator at the Public Safety Building, and
- Replace the generator at City Hall.

The contract for the generators was authorized at the February 7, 2022 City Council meeting.

### *Capital Projects/Fixed Assets*

There are no changes to the fixed assets reflected in this budget.

## **MAJOR POLICY CONSIDERATIONS**

The policy considerations for this budget unit are establishing a reserve fund to keep up with aging buildings maintenance that may be an option as funds are available.

BUDGET WORKSHEET

City Of Gonzales

Month: 6/30/2022	Prior	Current Year			(6)	(7)	(8)	
	Year Actual	Original Budget	Amended Budget	Actual Thru June	Estimated Total	Dept	CM	Adopted
Fund: 100 - General Fund								
Revenues								
Dept: 170 General Government Building								
5637.000 Grant Proceeds	150,000	0	0	0	0			
General Government Building	150,000	0	0	0	0	0	0	0
Total Revenues	150,000	0	0	0	0	0	0	0
Expenditures								
Dept: 170 General Government Building								
6210.000 Special Departmental Expenses	5,228	8,000	12,300	13,165	13,165	12,300	12,300	
6211.000 Office Supplies	66	0	360	358	360	360	360	
6212.000 Maintenance Supplies	6,764	5,000	5,000	7,034	7,034	5,000	5,000	
6213.000 Oils and Lubricants	0	0	0	0	0			
6220.000 Telephone	0	260	260	0	0	260	260	
6225.000 Utilities	6,030	7,600	7,600	6,341	7,600	7,600	7,600	
6235.000 Engineering and Surveying	6,640	0	16,000	33,148	33,148	16,000	16,000	
6245.000 Other Contractual Services	35,283	20,000	55,000	52,223	55,000	55,000	40,000	
6250.000 Rental	0	0	0	0	0			
6255.000 Liability Insurance	0	0	0	0	0			
6260.000 Advertising	0	0	0	0	0			
6265.000 Printing	0	0	0	0	0			
6530.000 Capital Outlay-Improvements	0	150,000	150,000	0	0	150,000	150,000	
6540.000 Capital Outlay-Equipment	0	0	0	0	0			
6543.000 Equipment-Furniture	0	0	0	0	0			
6544.000 Equipment-Computers	0	0	0	326	0			
General Government Building	60,011	190,860	246,520	112,595	116,307	246,520	231,520	0
Total Expenditures	60,011	190,860	246,520	112,595	116,307	246,520	231,520	0
General Fund	89,989	-190,860	-246,520	-112,595	-116,307	-246,520	-231,520	0
Grand Total:	89,989	-190,860	-246,520	-112,595	-116,307	-246,520	-231,520	0

**Non-Departmental  
Budget Narrative for FY 2022-2023  
Budget Unit 200**

**DEPARTMENTAL MISSION**

This General Fund Budget Unit provides resources for general expenses not specifically related by any single department and appropriately related to the general fund.

**DEPARTMENTAL PROGRAMS**

This budget unit provides various support services to all departments such as postage, office supplies, first aid supplies, lease agreements, along with automotive and property insurance.

**ACCOMPLISHMENTS FOR FY 2021-2022**

- Provided support to various departments.
- Coordinated income and expenses with the Finance Department.
- Continued efforts related to the “Internet for All” community initiative.

**DEPARTMENTAL GOALS FOR FY 2022-2023**

- Continue to provide cost-effective support services.
- Continue to maintain support contracts and lease agreements.
- Continued engagement with the community to support the “Internet for All” initiative.

**FY 2022-2023 RECOMMENDED BUDGET**

This Budget Unit’s FY 2022-2023 Recommended Budget represents essentially no change in expenditures, when compared to the FY 2021-2022 Approved Budget. As a result, the Requested Net Cost is decreased by (\$200).

Personnel

There are no personnel expenditures reflected in this budget.

Services and Supplies

This is essentially a status quo budget.

This budget also reflects funding for the:

1. City Telephone, Utilities.
2. Leases for copiers and postage machine.
3. Computer systems, the general fund's portion of Information Technology (IT).
4. Office Supplies.
5. Postage and Mail services.
6. Public Hearing and Legal Notices.
7. County Administrative Fees.

Capital Projects/Fixed Assets

There are no capital projects reflected in this budget other than computer purchases reflected as fixed assets.

**MAJOR POLICY CONSIDERATIONS**

There are no major policy considerations reflected in this budget.



BUDGET WORKSHEET

City Of Gonzales

Month: 6/30/2022	Prior	Current Year			Estimated Total	(6)	(7)	(8)
	Year Actual	Original Budget	Amended Budget	Actual Thru June		Dept	CM	Adopted
Fund: 100 - General Fund								
Expenditures								
Dept: 200 Nondepartmental								
6110.000 Salaries-Regular Pay	0	0	0	0	0			
6120.000 Unemployment Insurance	0	0	0	0	0			
6132.000 Retirement - PERS	0	0	0	136,471	0			
6155.000 EAP-EMPLOYEE ASSISTANCE PRC	2,082	5,500	5,500	1,883	1,883	5,500	5,500	
6210.000 Special Departmental Expenses	9,180	10,000	14,800	20,539	20,539	14,800	14,800	
6211.000 Office Supplies	5,259	6,500	6,500	7,361	6,741	6,500	6,500	
6212.000 Maintenance Supplies	0	200	200	64	200	200	200	
6220.000 Telephone	6,235	5,000	5,000	6,280	6,280	5,000	5,000	
6225.000 Utilities	14,800	16,000	16,000	18,882	18,882	16,000	16,000	
6227.000 Utilities - Hot Spots	0	0	0	0	0			
6230.000 Legal and Accounting	0	0	0	0	0			
6235.000 Engineering and Surveying	0	0	0	0	0			
6245.000 Other Contractual Services	47,657	65,000	65,000	34,168	65,000	65,000	60,000	
6250.000 Rental	3,105	3,000	3,000	3,128	3,128	3,000	3,000	
6255.000 Liability Insurance	0	0	0	0	0			
6260.000 Advertising	152	500	500	50	500	500	500	
6265.000 Printing	0	0	0	0	0			
6270.000 Transportation and Travel	0	0	0	0	0			
6275.000 Subscriptions and Training	0	0	0	0	0			
6315.000 County Administrative Fees	5,739	5,800	5,800	5,693	5,693	5,800	5,800	
6544.000 Equipment-Computers	0	0	0	0	0			
Nondepartmental	94,209	117,500	122,300	234,519	128,846	122,300	117,300	0
Total Expenditures	94,209	117,500	122,300	234,519	128,846	122,300	117,300	0
General Fund	-94,209	-117,500	-122,300	-234,519	-128,846	-122,300	-117,300	0
Grand Total:	-94,209	-117,500	-122,300	-234,519	-128,846	-122,300	-117,300	0

**Police Department  
Budget Narrative for FY 2022-2023  
Budget Unit 300**

**DEPARTMENTAL MISSION**

The Gonzales Police Department supports the Vision and Mission of the City by providing public safety services to all our residents, businesses, and visitors. These services are provided using a cooperative community policing philosophy, in which the Department works with the residents to solve crime and quality of life issues in our diverse community.

The number one concern of the Department is the safety of all our residents, businesses, and visitors. The Department takes a zero tolerance to crime and works aggressively to solve crimes that do occur.

The Gonzales Police Department supports and protects commercial, industrial, and educational institutions in the area. The Department provides advice as requested, and aides in crime prevention.

**ACCOMPLISHMENTS FOR FY 2021-2022**

The Police Department accomplished many of the goals, including the following:

- Experienced a 19% decrease in part one crimes during the 2020-2021 year compared to the previous year. Gonzales continues to be one of the safest communities in Monterey County and has been ranked as being one of the safest small Cities in the State of California.
- Participated and coordinated many events that were held throughout the City.
- Although this was another very challenging year due to the COVID-19 pandemic, the Police Department continued to adapt to the changes involved, maintained core police services, responded and handled calls for service, and continued to protect and serve the community.
- The Police Department underwent several unremarkable internal audits for best practices, procedures, policies, and training. The audits were conducted by the State of California Commission on Police Officers Standards and Training and by Rick Wall Consulting and Investigations Agency at the request of Monterey Bay Area Self Insurance Authority, and found no major issues or areas of concern.
- Continued to do community outreach throughout the City to help residents address not only crime issues, but also quality of life challenges.

## **DEPARTMENTAL GOALS FOR 2022-2023**

- Continue collaborative efforts with the community, organizations and Schools to improve interaction and strengthen relationships.
- Continue to apply for additional funding as opportunities arise, including applying for future gang and crime prevention grants, and other opportunities.
- Continue to identify and prioritize community concerns regarding crime and traffic, which will improve the health, safety, and security of the community.
- Continue to work with the residents of our City and establish productive lines of communication to address concerns and facilitate community problem solving.
- Work regionally with the other South County Cities to secure grant funding opportunities that may arise to help address community outreach, and engagement.

## **FY 2022-2023 RECOMMENDED BUDGET**

The Department's FY 2022-2023 Recommended Budget represents an increase of \$245,627 or 8% in expenditures, and an increase of \$63,050 or 55% in revenues, when compared to the FY 2021-2022 Approved Budget. As a result, the Requested Net City Cost is increased by \$182,577.

### Revenues

The increase in revenues is primarily due to reflecting the 50% offset for the School Resource Officer.

### Personnel

The reason for the increase in this budget is mainly being driven by salaries and benefits due to having most of the Police Officer positions in the department filled.

### Services and Supplies

This is essentially a status quo budget in this category.

### Capital Projects and Fixed Assets

This budget reflects no expenditures.

## **MAJOR POLICY CONSIDERATIONS**

There are no major policy considerations reflected in this budget.

BUDGET WORKSHEET

City Of Gonzales

Month: 6/30/2022	Prior	Current Year				(6)	(7)	(8)
	Year Actual	Original Budget	Amended Budget	Actual Thru June	Estimated Total	Dept	CM	Adopted
Fund: 100 - General Fund								
Revenues								
Dept: 300 Police Department								
5310.000 Animal Licenses	1,525	1,000	1,000	543	1,000	1,000	1,000	
5320.000 Bicycle Licenses	63	0	0	0	0			
5335.000 Dance Permits	32	250	250	512	512	300	300	
5400.000 FINES & PENALTIES	0	0	0	0	0			
5410.000 Vehicle Code Fines	35,290	20,000	11,500	13,536	13,536	20,000	20,000	
5430.000 Asset Foreiture Seizures	0	0	0	0	0			
5621.000 P.O.S.T. Reimbursement	1,223	3,500	3,500	5,408	5,408	3,500	3,500	
5637.000 Grant Proceeds	7,174	0	0	0	0			
5720.000 Police Service Fees	8,637	10,000	10,000	10,839	10,839	10,000	10,000	
5721.000 DUI Fees	0	0	0	0	0			
5821.000 Other Income - Reimbursements	3,267	0	0	1,128	63,000		63,000	
5925.000 Transfer from Public Safety	0	0	0	0	0			
5926.000 Transfer from SLESF	0	0	0	0	0			
5962.000 Transfer from Fund 216	0	0	0	0	0			
Police Department	57,211	34,750	26,250	31,966	94,295	34,800	97,800	0
Total Revenues	57,211	34,750	26,250	31,966	94,295	34,800	97,800	0
Expenditures								
Dept: 300 Police Department								
6110.000 Salaries-Regular Pay	1,077,332	1,107,303	1,107,303	981,611	1,107,303	1,286,617	1,290,449	
6111.000 Salaries-Overtime Pay	252,857	170,000	220,000	253,191	220,000	250,000	170,000	
6111.500 Overtime - Click it/Ticket it	0	0	0	0	0			
6112.000 Salaries-Extra Help	0	0	0	0	0			
6113.000 Salaries-Differentials	159,724	137,817	137,817	168,430	137,817	169,040	169,486	
6114.000 Workers Compensation Payment	0	0	0	0	0			
6120.000 Unemployment Insurance	794	0	0	0	0			
6130.000 Retirement - ICMA	0	0	0	0	0			
6131.000 Deferred Compensation Expense	0	0	0	0	0			
6132.000 Retirement - PERS	196,828	248,772	248,772	131,912	248,772	290,904	291,758	
6140.000 Life and Disability Insurance	9,045	16,027	16,027	7,371	16,027	14,598	14,598	
6150.000 Workers Comp Insurance	306,378	305,365	305,365	250,958	250,958	315,595	315,595	
6160.000 Social Security	94,678	108,256	108,256	85,279	108,256	124,362	124,693	
6170.000 Health and Dental Insurance	157,107	177,511	177,511	157,930	172,287	177,511	177,511	
6210.000 Special Departmental Expenses	22,215	43,500	30,000	14,210	30,000	30,000	25,000	
6211.000 Office Supplies	3,508	3,500	3,500	1,043	3,500	3,500	3,500	
6212.000 Maintenance Supplies	13,879	10,000	10,000	6,162	10,000	10,000	10,000	
6213.000 Oils and Lubricants	31,526	26,500	26,500	8,296	16,000	25,000	20,000	

BUDGET WORKSHEET

City Of Gonzales

Month: 6/30/2022	Prior	Current Year				(6)	(7)	(8)
	Year	Original	Amended	Actual Thru	Estimated			
	Actual	Budget	Budget	June	Total	Dept	CM	Adopted
Fund: 100 - General Fund								
Expenditures								
Dept: 300 Police Department								
6214.000 Vehicle Maintenance	0	0	0	0	0			
6220.000 Telephone	14,661	14,500	14,500	11,365	14,500	14,500	14,500	
6225.000 Utilities	9,418	13,000	13,000	13,732	13,732	13,358	13,358	
6230.000 Legal and Accounting	0	0	0	1,145	0			
6235.000 Engineering and Surveying	0	0	0	0	0			
6245.000 Other Contractual Services	437,388	380,000	380,000	385,454	385,454	380,000	380,000	
6250.000 Rental	0	0	0	0	0			
6255.000 Liability Insurance	77,383	57,191	67,481	67,481	67,481	68,617	68,617	
6260.000 Advertising	0	1,500	1,500	0	0	1,500	1,500	
6265.000 Printing	0	0	0	0	0			
6270.000 Transportation and Travel	0	1,000	1,000	0	584	1,000	1,000	
6275.000 Subscriptions and Training	6,463	10,000	10,000	11,373	11,373	15,000	15,000	
6540.000 Capital Outlay-Equipment	0	0	0	0	0			
6542.000 Equipment-Vehicles	20,242	50,000	28,000	35,206	0			
6543.000 Equipment-Furniture	0	0	0	0	0			
6544.000 Equipment-Computers	29,960	0	408	408	408	408	408	
6905.000 Transfers Out	73,269	129,399	129,399	64,700	129,399	165,046	149,795	
Police Department	2,994,655	3,011,141	3,036,339	2,657,257	2,943,851	3,356,556	3,256,768	0
Total Expenditures	2,994,655	3,011,141	3,036,339	2,657,257	2,943,851	3,356,556	3,256,768	0
General Fund	-2,937,444	-2,976,391	-3,010,089	-2,625,291	-2,849,556	-3,321,756	-3,158,968	0
Grand Total:	-2,937,444	-2,976,391	-3,010,089	-2,625,291	-2,849,556	-3,321,756	-3,158,968	0

**Fire Department  
Budget Narrative for FY 2022-2023  
Budget Unit 310**

**DEPARTMENTAL MISSION**

The Gonzales Fire Department is committed to providing safe and effective emergency response to our City and Rural Fire District in a friendly, cost-effective manner to ensure the safety of our residents and businesses. The Department continues to work collaboratively with other public safety agencies to maintain the highest quality of service and serve those in our diverse community.

**ACCOMPLISHMENTS FOR FY 2021-2022**

- Provided public safety services to our residents in a safe and effective manner.
- Worked with our partners to provide COVID-19 vaccinations to our residents
- Continued the training program to better prepare Volunteer Firefighters towards Firefighter 1 Certification, and Emergency Medical Technician (EMT) certification.
- Continued Fire Prevention/Business Inspection, and residential rental inspection programs.
- Added three permanent Firefighter positions to offset the loss of most of our volunteer firefighting force
- Helped oversee, monitor, and provide information to the community and businesses to respond to the COVID-19 pandemic “Shelter in Place” Order.

**DEPARTMENTAL GOALS FOR FY 2022-2023**

- Continue to search out grant opportunities to assist the City with maintaining and replacing Fire Department equipment.
- Continue to work collaboratively with other public safety agencies to ensure that the residents of our City are receiving the best public safety services available, such as the Auto-Aid Agreements.
- Continue instruction in CPR, First Aid, and disaster preparedness to our residents and businesses to ensure Gonzales is prepared for an emergency by creating a Community Emergency Response Team (CERT).
- Continue to perform all duties of the Fire Marshal including business inspections, fire investigations, and increase inspections of rental housing units.
- Continue to train Firefighters towards Firefighter 2 and EMT advanced Certification.

## **FY 2022-2023 RECOMMENDED BUDGET**

The Department's FY 2022-2023 Recommended Budget represents an overall increase of \$223,914 or 30% in expenditures, and \$1,000 or .3% in revenues, when compared to the FY 2021-2022 Approved Budget. As a result, the Requested Net Cost is increased by \$222,914.

### Revenues

The Department operates on funds obtained from General Fund, the Gonzales Rural Fire Protection District, Special EMS Assessments, and other grants. The City will also see approximately \$6,500 in funding from CSA-74 monies that are collected by the County to provide medical supplies, training, and equipment. The increase in revenues is reflected from increase on property taxes from the Rural District.

To offset some of the increase, the budget reflects a \$200,000 contribution from Measure K funds.

### Personnel

The increase reflected in the budget is due to the three permanent Firefighter positions approved by the Council in the second quarter of FY 2021-2022 to offset our decreasing number of Volunteer Firefighters. One of the main reasons for the decrease as the fire season last longer, Cal Fire is retaining seasonal personnel longer. The projected growth of the City and subsequent increase in population will lead to an increase in call volume and the need for additional fulltime personnel.

### Services and Supplies

Services and supplies object codes are essentially unchanged.

### Capital Projects/Fixed Assets

The Department, in trying to maintain the City's policy on fiscal responsibility, has scheduled no capital projects or fixed assets purchases (over \$1,000) during the FY 2022-2023 Recommended Budget.

## **MAJOR POLICY CONSIDERATIONS**

While the City continues to use General Fund monies to support the Fire Department's efforts, the overall cost of fire protection is minimal when compared to other cities. This is accomplished through the use of our Volunteers when possible and our auto aid agreements with other agencies to provide extra personnel when needed or large incidents.

BUDGET WORKSHEET

City Of Gonzales

Month: 6/30/2022	Prior	Current Year				(6)	(7)	(8)
	Year	Original	Amended	Actual Thru	Estimated	Dept	CM	Adopted
Fund: 100 - General Fund	Actual	Budget	Budget	June	Total			
Revenues								
Dept: 310 Fire Department								
5162.000 Special Assessment - EMS Svcs	0	7,000	0	0	0			
5351.000 Fire Plan Examination Fees	1,301	1,300	1,300	246	1,300	1,300	1,300	
5637.000 Grant Proceeds	0	0	0	0	0			
5673.000 EMS C5A 74	19,237	15,000	15,000	18,679	18,679	18,000	18,000	
5730.000 Rural Fire District	240,000	235,000	235,000	140,000	235,000	240,000	240,000	
5731.000 SAFER Grant	0	0	0	0	0			
5777.000 Fire Inspection Fees	7,669	2,000	2,000	3,055	3,055	2,000	2,000	
5821.000 Other Income - Reimbursements	2,264	5,000	5,000	3,072	5,000	5,000	5,000	
Fire Department	270,471	265,300	258,300	165,052	263,034	266,300	266,300	0
Total Revenues	270,471	265,300	258,300	165,052	263,034	266,300	266,300	0
Expenditures								
Dept: 310 Fire Department								
6110.000 Salaries-Regular Pay	355,387	348,837	435,837	473,843	435,837	534,892	538,787	
6110.200 Salaries-Vol. Fire	59,328	15,000	10,000	33,548	34,000	50,000	50,000	
6111.000 Salaries-Overtime Pay	34,571	30,000	30,000	61,178	40,000	40,000	30,000	
6112.000 Salaries-Extra Help	0	0	0	0	0			
6113.000 Salaries-Differentials	31,462	27,500	27,500	47,262	27,500	41,069	41,368	
6120.000 Unemployment Insurance	7,020	0	0	59	0			
6131.000 Deferred Compensation Expense	0	0	0	0	0			
6132.000 Retirement - PERS	43,548	77,371	77,371	60,067	77,371	115,941	116,785	
6140.000 Life and Disability Insurance	3,092	7,287	7,287	4,169	7,287	4,507	4,507	
6150.000 Workers Comp Insurance	44,974	44,797	44,797	36,815	44,797	46,297	46,297	
6160.000 Social Security	34,595	40,448	40,448	44,717	40,448	50,181	50,501	
6170.000 Health and Dental Insurance	61,276	61,407	61,407	89,041	89,401	76,079	76,079	
6210.000 Special Departmental Expenses	20,506	35,000	35,000	36,606	36,606	35,000	35,000	
6211.000 Office Supplies	276	200	430	428	430	430	430	
6212.000 Maintenance Supplies	674	5,000	5,000	3,153	5,000	5,000	5,000	
6213.000 Oils and Lubricants	7,165	7,000	7,000	8,758	8,758	8,000	8,000	
6214.000 Vehicle Maintenance	22,806	21,000	21,000	24,027	24,027	25,000	25,000	
6220.000 Telephone	721	1,000	1,000	543	1,000	1,000	1,000	
6225.000 Utilities	4,977	16,000	16,000	6,024	10,000	16,000	16,000	
6245.000 Other Contractual Services	18,823	20,000	20,000	11,728	15,000	20,000	15,000	
6250.000 Rental	0	0	0	0	0			
6255.000 Liability Insurance	105,626	77,616	92,772	92,772	92,772	93,122	93,122	
6260.000 Advertising	0	0	0	0	0			
6275.000 Subscriptions and Training	274	3,500	8,000	9,775	10,000	10,000	10,000	



BUDGET WORKSHEET

City Of Gonzales

Month: 6/30/2022	Prior	Current Year			(6)	(7)	(8)	
	Year	Original	Amended	Actual Thru	Estimated	(6)	(7)	(8)
	Actual	Budget	Budget	June	Total	Dept	CM	Adopted
Fund: 100 - General Fund								
Expenditures								
Dept: 310 Fire Department								
6542.000 Equipment-Vehicles	0	0	0	0	0			
6543.000 Equipment-Furniture	0	0	0	0	0	2,000	1	
6544.000 Equipment-Computers	0	0	0	0	0			
6905.000 Transfers Out	0	-100,000	-100,000	-50,000	-100,000	-200,000	-200,000	
Fire Department	857,101	738,963	840,849	994,513	900,234	974,518	962,877	0
Total Expenditures	857,101	738,963	840,849	994,513	900,234	974,518	962,877	0
General Fund	-586,630	-473,663	-582,549	-829,461	-637,200	-708,218	-696,577	0
Grand Total:	-586,630	-473,663	-582,549	-829,461	-637,200	-708,218	-696,577	0

**Building Regulation Department  
Budget Narrative for FY 2022-2023  
Budget Unit 320**

**DEPARTMENTAL MISSION**

The Building Department supports the Vision and Mission of the City by providing excellent service in a friendly, cost-effective manner to ensure the community's safety is sustainable.

**DEPARTMENTAL PROGRAMS**

- Construction Inspections are the primary function of this Department.
- Plan reviews for Building Code compliance.
- Maintain permit issuance and fee collection system.
- Maintain Construction Demolition Debris Diversion Program.
- Maintain Gonzales' Employee Housing Program.
- Assist with the Code Enforcement Program through site inspections.
- Maintain the Abandoned and Distressed Residential Property Program.
- Assist in monitoring pre and post construction Storm Water Runoff Programs.
- Coordinate efforts with other Departments.
- Maintain the Safety Assessment Program to assess disaster damage when needed.

**ACCOMPLISHMENTS FOR FY 2021-2022**

- During and as we recover from the pandemic, continued to provide building inspection services for all projects.
- Issued permit and collected fees appropriate for construction projects.
- Maintained Construction Demolition Debris Diversion Program.
- Complied with Employee Housing Program monitoring, and reporting requirements.
- Investigated Code Enforcement complaints.
- Coordinated construction inspections and enforcement efforts with other Departments.

**DEPARTMENTAL GOALS FOR FY 2022-2023**

- Inspect all construction projects.
- Review all plans for Building Code compliance.
- Issue construction permits.
- Collect and properly account for permit fees.
- Monitor and report Construction Demolition Debris Diversion.
- Monitor Building Code compliance.

- Monitor, inspect, and report Gonzales' Employee Housing Program in compliance with State Codes.
- Collect, handle appropriately, and report any employee housing complaints.
- Assist with the Code Enforcement Inspections and enforcement.
- Inspect, account for, and report abandoned and distressed residential property as needed.
- Assist in monitoring pre- and post-construction Storm Water Runoff Programs.
- Coordinate with other Departments.
- Participate as part of Gonzales' emergency planning, preparedness, and response team.

## **FY 2022-2023 RECOMMENDED BUDGET**

The Department's FY 2022-2023 Recommended Budget reflects no real change in expenditures and revenues, when compared to the FY 2021-2022 Approved Budget. As a result, the Net Cost remains unchanged.

### Revenues

This budget revenue is solely based upon anticipated building activity.

### Expenditures

Expenditures in this department are mostly associated with services provided by an outside consulting firm for building inspections and plan check, which services are necessary in the absence of a City employed Plan Checker and Building Inspector.

## **MAJOR POLICY CONSIDERATIONS**

There are no major policy considerations reflected in this budget.

BUDGET WORKSHEET

City Of Gonzales

Month: 6/30/2022	Prior	Current Year				(6)	(7)	(8)
	Year Actual	Original Budget	Amended Budget	Actual Thru June	Estimated Total	Dept	CM	Adopted
Fund: 100 - General Fund								
Revenues								
Dept: 320 Building Regulations								
5242.000	ADA - DSA SB 1186 FEES	745	500	500	392	500	500	
5329.000	Bldg Standards Admin Fee	301	800	800	154	800	800	
5330.000	Building Permits	20,234	35,000	35,000	11,064	20,000	35,000	
5331.000	Fire Permit Fees	0	0	0	0	0		
5332.000	SMIP Fee	1,189	5,000	5,000	931	1,000	1,000	
5333.000	System Automation Fee	3,720	3,000	3,000	2,336	3,000	3,000	
5334.000	Deconstruction, Demolition & Co	7,905	4,000	4,000	4,096	4,096	4,000	
5345.000	Building Occupancy Fee	465	200	200	1,060	1,060	1,000	
5348.000	Employee Housing Fee (PTO)	2,290	6,200	6,200	2,382	3,000	6,000	
5350.000	Bldg/Elec/Plumb Permits	32,250	40,000	40,000	22,061	25,000	40,000	
5351.000	Fire Plan Examination Fees	0	0	0	0	0		
5360.000	Building Inspections	21,718	18,000	18,000	11,014	12,000	20,000	
5365.000	Document Storage Fee	1,924	3,600	3,600	1,139	1,139	3,600	
5640.000	County Housing in Lieu Tax	0	0	0	0	0		
5711.000	Plan Check Fees	31,199	30,000	30,000	25,616	30,000	30,000	
5714.000	Training Fees - Building	1,731	1,000	1,000	1,093	1,048	1,000	
5777.000	Fire Inspection Fees	0	0	0	0	0		
	Building Regulations	125,671	147,300	147,300	83,338	102,643	145,900	145,900
	Total Revenues	125,671	147,300	147,300	83,338	102,643	145,900	145,900
Expenditures								
Dept: 320 Building Regulations								
6110.000	Salaries-Regular Pay	0	0	0	0	0		
6111.000	Salaries-Overtime Pay	0	0	0	0	0		
6113.000	Salaries-Differentials	0	0	0	0	0		
6131.000	Deferred Compensation Expense	0	0	0	0	0		
6132.000	Retirement - PERS	0	0	0	0	0		
6140.000	Life and Disability Insurance	0	0	0	0	0		
6150.000	Workers Comp Insurance	0	0	0	0	0		
6160.000	Social Security	0	0	0	0	0		
6170.000	Health and Dental Insurance	0	0	0	0	0		
6210.000	Special Departmental Expenses	249	500	500	0	0	500	500
6211.000	Office Supplies	10	100	100	0	0	100	100
6212.000	Maintenance Supplies	0	0	0	0	0		
6213.000	Oils and Lubricants	0	0	0	0	0		
6220.000	Telephone	0	0	0	0	0		
6245.000	Other Contractual Services	33,522	30,000	30,000	51,239	51,239	30,000	30,000

BUDGET WORKSHEET

City Of Gonzales

Month: 6/30/2022	Prior	Current Year				(6)	(7)	(8)
	Year Actual	Original Budget	Amended Budget	Actual Thru June	Estimated Total	Dept	CM	Adopted
Fund: 100 - General Fund								
Expenditures								
Dept: 320 Building Regulations								
6255.000 Liability Insurance	538	540	540	637	637	648	648	
6260.000 Advertising	0	300	300	0	0	300	300	
6265.000 Printing	0	0	0	0	0			
6275.000 Subscriptions and Training	1,155	1,300	1,300	140	1,300	1,300	1,300	
6530.000 Capital Outlay-Improvements	0	0	0	0	0			
Building Regulations	35,474	32,740	32,740	52,016	53,176	32,848	32,848	0
Total Expenditures	35,474	32,740	32,740	52,016	53,176	32,848	32,848	0
General Fund	90,197	114,560	114,560	31,322	49,467	113,052	113,052	0
Grand Total:	90,197	114,560	114,560	31,322	49,467	113,052	113,052	0

**Public Works Department  
Budget Narrative for FY 2022-2023  
Budget Unit 400**

**DEPARTMENTAL MISSION**

The Mission of the Public Works Department is to enhance the quality of life of City residents through safe, courteous, and respectful service. Part of this Department's charge is planning for the future to ensure Gonzales will continue to receive utilities, and other services as needed.

**DEPARTMENTAL PROGRAMS**

The Public Works Department is responsible for the following functions:

- Street maintenance
- Parks maintenance
- Building maintenance
- Automotive and equipment maintenance
- Operation and maintenance of the community pool
- Special events support
- Municipal water system
  - Backflow device registration and annual testing
  - Water leak detection
- Wastewater system
- Utility billing
- Capital improvements projects
- Issuance of encroachment permits
- Development project management and plan check
- Stormwater programs
  - Non-point source pollution prevention program
- Emergency response
- Utility marking for construction projects
- Storm water percolation pond maintenance
- Graffiti abatement
- Budget management for various funds
- Management of assessment districts

**ACCOMPLISHMENTS FOR FY 2021-2022**

- Maintained operational efficiency within approved budgets.
- Maintained the street system including pothole repairs
- Managed the roadway signage and striping program.

- Mowed and maintained city parks.
- Managed the contract landscaping firm.
- Maintained City-owned buildings.
- Provided support services for City functions
- Fleet maintenance
- Coordinated pool operation and maintenance.
- Provided support for community special events as requested.
- Managed and maintained the City's water production and distribution systems.
- Coordinated utility billing with city finance staff including turn-on/off for monthly billing and adopted it to conform to State requirements.
- Managed and maintained the City's wastewater treatment and collection systems.
- Provided training opportunities for public works staff to obtain job-related certifications.
- Managed and maintained six sewer lift stations.
- Managed a fats, oil, and grease program to minimize impacts to the wastewater collection system.
- Maintained a cross connection program to ensure the safety of the water system and users of the system.
- Issued and monitored encroachment permits for private projects in the public right-of-way.
- Participated in plan review and project development with community development department
- Provided maintenance services for City-owned facilities.
- Marked underground utilities as requested for underground work in the right-of-way.
- Mitigated graffiti as soon as possible.
- Coordinated stormwater program.
- Continued the Traffic Control program on the Fifth Street Bridge on school days.
- Managed over 20 budget funds.

## **DEPARTMENTAL GOALS FOR FY 2022-2023**

- Continue to provide excellent services, which enhance the quality of life in Gonzales for residents, businesses, and employees. These services will be provided considering the environment, safety, courtesy, integrity, and respect.
- Provide utility services without interruption in a cost-effective manner.
- Complete the updating of the Public Works Standards and Specifications.
- Continue to provide operational support services to all departments.
- Maintain programs as cost-effectively and sustainably as possible within approved budgets.
- Provide Public Works staff training and development.
- Have public works staff obtain certifications to operate the new Industrial Wastewater Treatment Facility.
- Pursue the use of technology as feasible to improve department operation.

## **FY 2022-2023 RECOMMENDED BUDGET**

This Department's FY 2022-2023 Recommended Budget represents essentially no change when compared to the FY 2021-2022 Approved Budget. As a result, the Requested Net Cost essentially remains the same.

### Personnel

The Public Works Department operates with the Public Works Supervisor, a Public Works Lead Worker, Maintenance Workers, and Mechanic. The Department is fully staffed. Personnel expenses are shared with utilities and assessment districts.

### Services and Supplies

This budget reflects funding for:

- Safety supplies and training.
- Employee uniform services.
- Staff training costs to achieve and maintain certification in several areas.

The reduction is due to controlling costs due to the expected COVID-19 impacts.

### Capital Projects/Fixed Assets

There are no capital projects, and/or fixed assets reflected in this budget.

## **MAJOR POLICY CONSIDERATIONS**

There are no major policy considerations reflected in the budget.



BUDGET WORKSHEET

City Of Gonzales

Month: 6/30/2022	Prior	Current Year				(6)	(7)	(8)
	Year Actual	Original Budget	Amended Budget	Actual Thru June	Estimated Total	Dept	CM	Adopted
Fund: 100 - General Fund								
Revenues								
Dept: 400 Public Works								
5821.000 Other Income - Reimbursements	2,185	0	916	2,916	2,916	3,000	3,000	
5905.000 Transfer from Sewer	0	0	0	0	0			
5915.000 Transfer from Street	0	0	0	0	0			
Public Works	2,185	0	916	2,916	2,916	3,000	3,000	0
Total Revenues	2,185	0	916	2,916	2,916	3,000	3,000	0
Expenditures								
Dept: 400 Public Works								
6110.000 Salaries-Regular Pay	85,892	47,065	84,400	75,724	84,400	52,114	52,490	
6110.100 Salaries-Hourly Pay	8,526	0	7,529	12,088	12,088			
6111.000 Salaries-Overtime Pay	2,380	640	1,040	2,260	2,260	640	640	
6112.000 Salaries-Extra Help	0	0	0	0	0			
6113.000 Salaries-Differentials	77,468	4,528	4,528	-25,775	4,528	4,827	4,854	
6120.000 Unemployment Insurance	0	0	0	0	0			
6131.000 Deferred Compensation Expense	0	0	0	0	0			
6132.000 Retirement - PERS	17,285	9,765	9,765	8,588	9,765	10,859	10,935	
6140.000 Life and Disability Insurance	1,116	652	652	1,036	1,036	420	420	
6150.000 Workers Comp Insurance	3,271	3,258	3,258	2,678	3,258	3,367	3,367	
6160.000 Social Security	12,497	3,961	3,961	11,632	3,961	4,405	4,435	
6170.000 Health and Dental Insurance	31,232	10,022	20,000	26,411	20,000	9,710	9,710	
6210.000 Special Departmental Expenses	8,691	7,500	7,500	10,466	10,466	7,500	7,500	
6211.000 Office Supplies	1,148	250	510	1,834	1,824	510	510	
6212.000 Maintenance Supplies	6,148	4,000	4,000	6,446	6,446	4,000	4,000	
6213.000 Oils and Lubricants	8,449	4,500	4,500	3,229	4,500	4,500	4,500	
6220.000 Telephone	0	0	0	0	0			
6235.000 Engineering and Surveying	23,683	10,000	10,000	0	0	10,000	5,000	
6245.000 Other Contractual Services	18,101	15,000	15,000	18,167	20,000	15,000	15,000	
6255.000 Liability Insurance	14,196	10,785	12,725	12,725	12,725	12,939	12,939	
6260.000 Advertising	338	0	0	1,345	0			
6270.000 Transportation and Travel	0	0	0	0	0			
6275.000 Subscriptions and Training	1,895	2,500	2,500	1,958	2,500	2,500	2,500	
6544.000 Equipment-Computers	0	0	0	0	0			
6927.000 Transfer to Street Fund [130]	0	0	0	0	0			
Public Works	322,316	134,426	191,868	170,812	199,757	143,291	138,800	0
Total Expenditures	322,316	134,426	191,868	170,812	199,757	143,291	138,800	0

BUDGET WORKSHEET

City Of Gonzales

Month: 6/30/2022	Prior	Current Year			(6)	(7)	(8)	
	Year Actual	Original Budget	Amended Budget	Actual Thru June	Estimated Total	Dept	CM	Adopted
General Fund	-320,131	-134,426	-190,952	-167,896	-196,841	-140,291	-135,800	0
Grand Total:	-320,131	-134,426	-190,952	-167,896	-196,841	-140,291	-135,800	0

**Parks**  
**Budget Narrative for FY 2022-2023**  
**Budget Unit 500**

**DEPARTMENTAL MISSION**

The Parks budget unit of the general fund supports the Vision of the City by enhancing the quality of life for Gonzales residents and visitors, through places for walking and other outdoor activities, public gatherings, and private family events. City staff strives to operate and maintain these public spaces as safe and clean through courteous and respectful service from our dedicated staff.

**DEPARTMENTAL PROGRAMS**

- Maintain City parks and open spaces.
- Replace trees as needed.
- Provide support for special events (Día Del Niños, Cinco De Mayo, and July 4).

**ACCOMPLISHMENTS FOR FY 2021-2022**

- Executed grant agreement to receive \$178,8000 in Proposition 68 funds for the Skate Park Expansion Project
- Maintained City parks (Central, Centennial, Canyon Creek and Venice Parks)
- Replaced trees in Central Park.
- Closed and reopened parks and restrooms according to County and State COVID Guidance.

**GOALS FOR FY 2022-2023**

- Order and install Skate Park Expansion Project using Proposition 68 funding
- Issue the landscape maintenance contract for bidding since it's been six years since Smith & Enright was engaged as the landscape maintenance contractor.
- Ensure Parks are adequately maintained.
- Continue tree replacement.

**FY 2022-2023 RECOMMENDED BUDGET**

The Department's FY 2022-2023 Recommended Budget represents a decrease of (\$46,631) or (50%) in expenditures, when compared to the FY 2021-2022 Approved Budget. As a result, the Requested Net Cost is decreased by (\$46,631).

Personnel

Personnel costs reflect the time for Public Works staff to maintain the parks. There are no proposed significant changes. The reason for the decrease is due to a reallocation of salaries and benefits.

Services & Supplies

This budget unit covers maintenance supplies and utilities for parks. There are no proposed significant changes.

Capital Projects/Fixed Assets

There are no fixed assets reflected.

**MAJOR POLICY CONSIDERATIONS**

None.

BUDGET WORKSHEET

City Of Gonzales

Month: 6/30/2022	Prior	Current Year			(6)	(7)	(8)	
	Year Actual	Original Budget	Amended Budget	Actual Thru June	Estimated Total	Dept	CM	Adopted
Fund: 100 - General Fund								
Expenditures								
Dept: 500 Parks								
6110.000	40,249	39,140	39,140	43,071	39,140	45,203	5,688	
6110.100	0	0	0	0	0			
6111.000	2,628	800	1,122	2,169	2,169	800	100	
6112.000	0	0	0	0	0			
6113.000	7,459	1,680	3,628	7,011	7,011	1,680	210	
6120.000	0	0	0	0	0			
6131.000	0	0	0	0	0			
6132.000	6,113	7,849	7,849	3,064	7,849	8,992	1,131	
6140.000	415	477	477	328	477	527	40	
6150.000	3,351	3,338	3,338	2,743	3,338	3,449	3,449	
6160.000	3,881	3,184	3,184	3,989	3,184	3,647	458	
6170.000	796	1,500	1,500	286	1,000	300		
6210.000	4,263	4,000	4,355	6,928	7,500	4,000	4,000	
6211.000	0	0	0	20	20			
6212.000	5,112	4,000	4,000	12,295	12,295	4,000	4,000	
6213.000	5,621	5,000	5,000	946	2,500	5,000	5,000	
6220.000	0	0	0	0	0			
6225.000	19,348	14,000	14,000	18,089	18,089	14,000	14,000	
6235.000	0	0	0	0	0			
6245.000	3,013	6,500	6,500	4,281	6,500	6,500	6,500	
6255.000	1,721	1,307	1,542	1,542	1,542	1,568	1,568	
6270.000	0	0	0	0	0			
6275.000	239	0	0	0	0			
6530.000	0	0	0	0	0			
6544.000	0	0	0	0	0			
Parks	104,209	92,775	95,635	106,762	112,614	99,666	46,144	0
Total Expenditures	104,209	92,775	95,635	106,762	112,614	99,666	46,144	0
General Fund	-104,209	-92,775	-95,635	-106,762	-112,614	-99,666	-46,144	0
Grand Total:	-104,209	-92,775	-95,635	-106,762	-112,614	-99,666	-46,144	0

**Recreation Services**  
**Budget Narrative for FY 2022-2023**  
**Budget Unit 510**

**DEPARTMENTAL MISSION**

The Recreation Department supports the Vision and Mission of the City by meeting the recreational needs and desires of the residents of Gonzales by developing, implementing, and maintaining quality programs, services, and facilities which are cost effective, creative, and responsive to resident input.

**DEPARTMENTAL PROGRAM**

This budget reflects all the expenditures and revenues for the City's recreational programming. It reflects youth sports, adult sports, environmental education, senior programming, and other recreational activities.

**ACCOMPLISHMENTS FOR FY 2021-2022**

- Sports programs were fully instated as of July 2021 after coming out of the pandemic shutdowns. All protocols continued to be put into effect to keep everyone safe and there were no issues.
- Overall the programs ran great even though the numbers started out on the lower end, by the end of the year they were higher than before, especially the basketball league.

**DEPARTMENTAL GOALS FOR FY 2022-2023**

- Collaborating with outside cities to create an interleague division.
- Look at putting together an all-girls basketball team at Jr level (11-14year-olds).
- Run more softball clinics year-round to help kids develop their skills throughout the off season and create more energy around the sport.
- Consider starting an indoor soccer clinic/tournament.
- Create open gym time for teenagers during the summer.
- Work to increase and diversify participants in all programs.
- Work to find additional funding sources and grants for recreation.
- Increase collaboration and partnerships with the various community groups to enhance programming.
- Partner with other non-profits to enhance or supplant programs to reduce, and/or control costs.
- Increase opportunities for senior citizens, preschool, and teen groups.
- Increase collaboration with outside agencies to expand programing.
- Expand adult recreational sports programing.

## **FY 2022-2023 RECOMMENDED BUDGET**

The Department's FY 2022-2023 Recommended Budget represents an overall decrease of (\$29,887) or (15%) in expenditures, and no real change in revenues, when compared to the FY 2021-2022 Approved Budget. As a result, the Requested Net Cost is decreased by (\$30,639).

### Revenues

The main reason for the revenues is due to bringing programming back on line after the past year of working through the Covid-19 pandemic.

### Expenditures

Overall, expenditures are essentially status quo, and reflect the funds supported by a grant from the conference of U.S. Mayors to support an obesity program.

### Personnel

Reflected in salaries and benefits are the core full time positions and limited part time positions.

### Services and Supplies

Services and supplies reflect an increase due to an increase in the level of activity and programs.

### Capital Projects/Fixed Assets

There are no capital projects or fixed assets reflected in this budget.

## **MAJOR POLICY CONSIDERATIONS**

There are no major policy considerations reflected.

BUDGET WORKSHEET

City Of Gonzales

Month: 6/30/2022	Prior Year Actual	Original Budget	Amended Budget	Current Year Actual Thru June	Estimated Total	(6) Dept	(7) CM	(8) Adopted
Fund: 100 - General Fund								
Revenues								
Dept: 510 Recreation Services								
5637.000 Grant Proceeds	0	0	0	0	0			
5740.000 Recreation Fees	18,699	140,000	140,000	27,317	140,000	140,000	140,000	
5745.000 CELL TOWER PAYMENTS	94,384	93,000	93,000	83,063	93,000	93,000	93,000	
5820.000 Other Income - Misc Payments	0	0	752	752	752	752	752	
5829.000 Summer Recreation Sponsorships	0	0	0	0	0			
5832.000 Foundation 4 Youth Grant	0	0	0	0	0			
5950.000 Transfer from CDBG (Non Pgm)	0	0	0	0	0			
Recreation Services	113,083	233,000	233,752	111,132	233,752	233,752	233,752	0
Total Revenues	113,083	233,000	233,752	111,132	233,752	233,752	233,752	0
Expenditures								
Dept: 510 Recreation Services								
6110.000 Salaries-Regular Pay	85,772	86,758	138,812	86,072	138,812	59,910	60,335	
6110.100 Salaries-Hourly Pay	3,714	25,000	25,000	3,871	25,000	25,000	25,000	
6111.000 Salaries-Overtime Pay	0	0	0	0	0			
6112.000 Salaries-Extra Help	0	0	0	0	0			
6113.000 Salaries-Differentials	4,131	0	2,400	4,431	2,400	2,220	2,236	
6120.000 Unemployment Insurance	11,472	0	0	2,362	0			
6131.000 Deferred Compensation Expense	0	0	0	0	0			
6132.000 Retirement - PERS	13,400	15,619	15,619	2,901	4,000	11,434	11,518	
6140.000 Life and Disability Insurance	911	1,588	1,588	315	900	1,531	1,531	
6150.000 Workers Comp Insurance	9,567	9,529	9,529	7,831	7,831	9,848	9,848	
6160.000 Social Security	6,697	8,363	8,363	5,340	8,363	6,665	6,699	
6170.000 Health and Dental Insurance	22,491	25,334	25,334	6,799	10,000	23,112	23,112	
6210.000 Special Departmental Expenses	29,717	74,000	30,000	26,643	30,000	80,000	75,000	
6211.000 Office Supplies	0	0	25	254	254	25	25	
6212.000 Maintenance Supplies	1,607	2,500	2,500	1,144	2,500	2,500	2,500	
6213.000 Oils and Lubricants	0	500	500	0	0	500	500	
6220.000 Telephone	366	500	500	551	551	500	500	
6225.000 Utilities	5,112	4,500	7,250	10,602	10,602	7,250	7,250	
6235.000 Engineering and Surveying	0	0	0	0	0			
6245.000 Other Contractual Services	3,070	5,000	12,026	39,849	40,000	5,000	5,000	
6255.000 Liability Insurance	0	0	0	0	0			
6265.000 Printing	0	0	0	0	0			
6270.000 Transportation and Travel	0	3,750	3,750	0	0	2,000	2,000	
6275.000 Subscriptions and Training	0	1,250	1,250	1,013	1,250	1,250	1,250	
6542.000 Equipment-Vehicles	0	0	0	1,065	0			



BUDGET WORKSHEET

City Of Gonzales

Month: 6/30/2022	Prior	Current Year			(6)	(7)	(8)	
	Year	Original	Amended	Actual Thru	Estimated	Dept	CM	Adopted
	Actual	Budget	Budget	June	Total			
Fund: 100 - General Fund								
Expenditures								
Dept: 510 Recreation Services								
6544.000 Equipment-Computers	0	0	0	0	0			
6905.000 Transfers Out	-60,000	-60,000	-60,000	-30,000	-60,000	-60,000	-60,000	
Recreation Services	138,027	204,191	224,446	171,043	222,463	178,745	174,304	0
Total Expenditures	138,027	204,191	224,446	171,043	222,463	178,745	174,304	0
General Fund	-24,944	28,809	9,306	-59,911	11,289	55,007	59,448	0
Grand Total:	-24,944	28,809	9,306	-59,911	11,289	55,007	59,448	0

**After School Program  
Budget Narrative for FY 2021-2022  
Budget Unit 511**

**DEPARTMENTAL MISSION**

The Recreation Department supports the Vision and Mission of the City by meeting the recreational needs and desires of the residents of Gonzales by developing, implementing, and maintaining quality programs, services, and facilities which are cost effective, creative, and responsive to resident input.

**DEPARTMENTAL PROGRAM**

The Kid Power After School and Summer Programs have been running smoothly. The Program(s) provide consistency and stability for participants as well as an opportunity to continue learning and interacting safely in a structured environment.

**ACCOMPLISHMENTS FOR FY 2021-2022**

- Successfully ran the Kid Power Academy through the pandemic with 45 participants.
- Successfully implemented summer camp with approximately 75 participants while adhering to all COVID-19 protocols and keeping students safe.
- When needed, on-site testing for students was offered to prevent outbreaks.

**DEPARTMENTAL GOALS FOR FY 2022-2023**

- Bring back pre-school programming which was paused due to the pandemic.
- Look into bringing back some traveling fieldtrips.
- Partner with outside organizations to bring in additional learning opportunities for students.

**FY 2022-2023 RECOMMENDED BUDGET**

The Department's FY 2022-2023 Recommended Budget represents an increase of \$73,398 or 42% in expenditures, and \$32,000 or 50% in revenues, when compared to the FY 2021-2022 Approved Budget. As a result, the Requested Net Cost is increased by \$41,398.

Revenues

The increase in revenues is due to the increase in programing as a result of coming out of the Covid-19 pandemic.

Personnel

Salaries and benefits reflect the cost of the Youth Coordinator and the part-time staff needed to provide the programing. This area reflects the major reason for the increase.

Services and Supplies

Costs are essentially status quo.

Capital Projects/Fixed Assets

There are no capital projects or fixed assets reflected in this budget.

**MAJOR POLICY CONSIDERATIONS**

It is important to consider that this next year we will be back up to full programing, with potentially added traveling field trips due to the state and County being fully open again.

It is important to highlight that this budget was prepared last year with a reduced level of activity as a result of Covid-19. However; during the fiscal year, as the State and the County started to allow some programs to come back, the Kid Power Academy was stood up to provide a school learning and social environment to the kids that were struggling the most with online learning. This required the budget to be amended during the fiscal year. As a result, the increase comparison to the Amended Budget and actual activity, is not significant.

BUDGET WORKSHEET

City Of Gonzales

Month: 6/30/2022	Prior	Current Year			(6)	(7)	(8)	
	Year	Original	Amended	Actual Thru	Estimated			
	Actual	Budget	Budget	June	Total	Dept	CM	Adopted
Fund: 100 - General Fund								
Revenues								
Dept: 511 After School Program								
5740.000 Recreation Fees	36,181	13,000	45,000	79,196	45,000	45,000	45,000	
5820.000 Other Income - Misc Payments	0	50,000	50,000	0	50,000	50,000	50,000	
After School Program	36,181	63,000	95,000	79,196	95,000	95,000	95,000	0
Total Revenues	36,181	63,000	95,000	79,196	95,000	95,000	95,000	0
Expenditures								
Dept: 511 After School Program								
6110.000 Salaries-Regular Pay	80,921	82,694	30,640	43,731	30,640	98,787	103,587	
6110.100 Salaries-Hourly Pay	87,970	70,000	120,000	162,627	151,555	120,000	120,000	
6111.000 Salaries-Overtime Pay	3,881	500	1,910	2,305	1,910	500	500	
6113.000 Salaries-Differentials	4	0	0	0	0			
6120.000 Unemployment Insurance	1,833	0	0	0	0			
6132.000 Retirement - PERS	14,501	16,501	16,501	8,127	16,501	19,401	19,536	
6140.000 Life and Disability Insurance	668	843	843	483	843	645	645	
6150.000 Workers Comp Insurance	10,901	10,865	10,865	8,929	10,865	11,229	11,229	
6160.000 Social Security	13,041	12,087	12,087	17,804	12,087	17,142	17,142	
6170.000 Health and Dental Insurance	14,365	17,021	17,021	10,650	17,021	10,354	10,354	
6210.000 Special Departmental Expenses	50,905	10,000	10,860	13,672	13,672	10,860	10,860	
6211.000 Office Supplies	0	0	38	38	38	38	38	
6275.000 Subscriptions and Training	0	0	18	82	82	18	18	
6905.000 Transfers Out	-45,000	-45,000	-45,000	-22,500	-45,000	-45,000	-45,000	
After School Program	233,990	175,511	175,783	245,948	210,214	243,974	248,909	0
Total Expenditures	233,990	175,511	175,783	245,948	210,214	243,974	248,909	0
General Fund	-197,809	-112,511	-80,783	-166,752	-115,214	-148,974	-153,909	0
Grand Total:	-197,809	-112,511	-80,783	-166,752	-115,214	-148,974	-153,909	0

**City Aquatics**  
**Budget Narrative for FY 2022-2023**  
**Budget Unit 515**

**DEPARTMENTAL MISSION**

The Aquatics Program supports the Vision and Mission of the City by providing a safe environment for aquatic recreation, water safety through swim lessons, and provides opportunities for Gonzales residents to enjoy aquatic recreation.

**DEPARTMENTAL PROGRAMS**

This program provides all the expenditures for the operation and management of the City Aquatics (Pool) Program. It includes programs like open swim, swim team, movies at the pool, pool parties, and swim lessons.

**ACCOMPLISHMENTS FOR FY 2020-2021**

- The Aquatics program opened for summer of 2021.
- All programs adhered to COVID-19 restrictions but were able to function smoothly and participants were excited to be back in the water.

**DEPARTMENTAL GOALS FOR FY 2022-2023**

- Continue safe operations with no major injuries.
- Teach and practice safety as part of all activities.
- Successfully manage and sustain programs.
- Maintain a Covid-19 safe environment.
- Structure all programs to be safe for both staff and patrons.
- Seek out new partnerships to support our ongoing programming.

**FY 2022-2023 RECOMMENDED BUDGET**

The Department's FY 2022-2023 Recommended Budget represents an overall increase of \$39,352 or 46% in expenditures, and an increase of \$8,000 or 40% in revenues, when compared to the FY 2021-2022 Approved Budget. As a result, the Requested Net Cost is increased by \$31,352.

Revenues

Revenues are up slightly due to expected activity and programming.

Personnel

Staffing costs have been adjusted to reflect the increase in activity as a result of coming out of the Covid-19 pandemic.

Services and Supplies

This is essentially a status quo budget.

Capital Projects/Fixed Assets

There are no capital projects or fixed assets reflected in this budget.

**MAJOR POLICY CONSIDERATIONS**

Major policy considerations include the scaling up of programs due to coming out of the pandemic and community being more comfortable with reengaging in recreational activities.

BUDGET WORKSHEET

City Of Gonzales

Month: 6/30/2022	Prior	Current Year				(6)	(7)	(8)
	Year Actual	Original Budget	Amended Budget	Actual Thru June	Estimated Total	Dept	CM	Adopted
Fund: 100 - General Fund								
Revenues								
Dept: 515 City Aquatics Program								
5741.000 Pool Revenue	24,488	20,000	28,000	25,308	28,000	28,000	28,000	
5830.000 Debt Proceeds	0	0	0	0	0			
City Aquatics Program	24,488	20,000	28,000	25,308	28,000	28,000	28,000	0
Total Revenues	24,488	20,000	28,000	25,308	28,000	28,000	28,000	0
Expenditures								
Dept: 515 City Aquatics Program								
6110.000 Salaries-Regular Pay	8,633	0	0	0	0			
6110.100 Salaries-Hourly Pay	11,091	35,000	60,000	60,191	60,191	60,000	60,000	
6111.000 Salaries-Overtime Pay	0	0	293	293	293			
6112.000 Salaries-Extra Help	0	0	0	0	0			
6120.000 Unemployment Insurance	0	0	0	0	0			
6132.000 Retirement - PERS	0	0	0	0	0			
6150.000 Workers Comp Insurance	13,434	13,381	13,381	10,997	13,381	13,829	13,829	
6160.000 Social Security	1,509	765	765	4,627	765	4,590	4,590	
6210.000 Special Departmental Expenses	23,373	10,000	10,000	13,666	16,000	20,000	20,000	
6211.000 Office Supplies	0	0	0	0	0			
6212.000 Maintenance Supplies	11,888	7,500	7,500	4,476	7,500	7,500	7,500	
6220.000 Telephone	0	0	0	0	0			
6225.000 Utilities	9,290	10,000	10,000	3,462	10,000	10,000	10,000	
6235.000 Engineering and Surveying	0	0	0	0	0			
6245.000 Other Contractual Services	10,857	7,500	7,500	7,660	7,660	7,500	7,500	
6255.000 Liability Insurance	430	400	472	472	472	479	479	
6260.000 Advertising	0	0	0	0	0			
6275.000 Subscriptions and Training	0	1,000	1,000	1,927	2,000	1,000	1,000	
6530.000 Capital Outlay-Improvements	0	0	0	0	0			
6540.000 Capital Outlay-Equipment	0	0	0	0	0			
6905.000 Transfers Out	0	0	0	0	0			
City Aquatics Program	90,505	85,546	110,911	107,771	118,262	124,898	124,898	0
Total Expenditures	90,505	85,546	110,911	107,771	118,262	124,898	124,898	0
General Fund	-66,017	-65,546	-82,911	-82,463	-90,262	-96,898	-96,898	0
Grand Total:	-66,017	-65,546	-82,911	-82,463	-90,262	-96,898	-96,898	0

# **Youth Development and Leadership Initiative**

## **Budget Narrative for FY 2022-2023**

### **Budget Unit 550**

#### **DEPARTMENTAL MISSION**

The budget unit was created to keep track of aspects of the youth leadership programming and development underway.

#### **DEPARTMENTAL PROGRAMS**

The City of Gonzales has been coordinating with the Gonzales Unified School District (GUSD) and other Agencies to implement leadership development strategies for our youth. These efforts include the Gonzales Youth Council and the *Ensuring Gonzales Youth Achieve 21<sup>st</sup> Century Success* Initiative.

#### **ACCOMPLISHMENTS FOR FY 2020-2021**

- Continued work with the Youth Commissioners and the Gonzales Youth Council (GYC) even through the pandemic and through virtual platforms.
- Continued to leverage the work on Mental Health and the infographics that were created by the GYC in partnership with CSUMB professor Dr. Lovell and her team.
- The GYC was also active in helping to get community engagement information for the Community Center and specifically the Teen Innovation Center.
- One of the Youth Commissioners gave a speech at the press conference announcing the \$5 million dollar allocation by Senator Ana Caballero.
- Our GYC and Youth Commissioners continue to be sought after by local organizations and are seen as leaders in the County.
- The GYC also supported the Holiday Lights event on December 4<sup>th</sup>.

#### **DEPARTMENTAL GOALS FOR FY 2022-2023**

The joint vision shared by the City Council and School Board includes:

- Continue working with and developing the Youth Commissioners and GYC.
- Continue to develop leadership opportunities for students k-12 that will teach them how to engage with community partners and businesses and give them the skills to become civically engaged in the community.
- Continue to develop engagement opportunities with the community, private sector, higher education, and external agencies and non-profits.
- Continue developing the relationships that enforce our collective commitment to our youth and community.



- Continue to engage the GYC in city projects like, the Gonzales Community Complex, the Teen Innovation Center, the New Growth Area, pedestrian safety and in mental health efforts.
- Continue to develop strategic partnerships to bring in more youth-friendly resources to the community.

## **FY 2022-2023 RECOMMENDED BUDGET**

The Department's FY 2022-2023 Recommended Budget reflects no change in expenditures and revenues.

As a result, the Requested Net City Cost remains unchanged.

### Revenues

Revenues are minimal.

### Expenditures

Expenditures reflected in the budget are to continue the different pieces of *Ensuring Gonzales Youth Achieve 21<sup>st</sup> Century Success* Initiative.

## **MAJOR POLICY CONSIDERATIONS**

There are no major policy considerations reflected in this budget.

BUDGET WORKSHEET

City Of Gonzales

Month: 6/30/2022	Prior	Current Year			(6)	(7)	(8)		
	Year Actual	Original Budget	Amended Budget	Actual Thru June	Estimated Total	Dept	CM	Adopted	
Fund: 100 - General Fund									
Revenues									
Dept: 550 Youth Development & Leaders									
5637.000	Grant Proceeds	0	0	0	0				
5821.000	Other Income - Reimbursements	0	0	500	500	500	500		
5970.000	Transfer from TUT 800	0	0	0	0				
	Youth Development & Leadership	0	0	500	500	500	500	0	
	Total Revenues	0	0	500	500	500	500	0	
Expenditures									
Dept: 550 Youth Development & Leaders									
6110.000	Salaries-Regular Pay	0	0	0	0				
6110.100	Salaries-Hourly Pay	6,479	5,000	5,000	3,010	5,000	5,000		
6160.000	Social Security	496	383	383	230	383	383		
6210.000	Special Departmental Expenses	840	875	875	1,408	1,408	875	875	
6245.000	Other Contractual Services	89,050	40,000	40,000	40,384	44,000	50,000	40,000	
6275.000	Subscriptions and Training	48	150	150	0	0	150	150	
6413.000	Hartnell Promise	0	0	0	0	0			
	Youth Development & Leadership	96,913	46,408	46,408	45,032	50,791	56,408	46,408	0
	Total Expenditures	96,913	46,408	46,408	45,032	50,791	56,408	46,408	0
	General Fund	-96,913	-46,408	-45,908	-44,532	-50,291	-55,908	-45,908	0
	Grand Total:	-96,913	-46,408	-45,908	-44,532	-50,291	-55,908	-45,908	0

**Gonzales Quality of Life Temporary Tax Measure  
Measure K  
Budget Narrative for FY 2022-2023  
Budget Unit 800**

**DEPARTMENTAL MISSION**

This budget unit is administered by the City Manager’s Office whose Mission supports the Vision of the City by working to enhance the quality of life of our residents in an environment of safety, courtesy, integrity, and respect. This budget unit was created to keep track of the incoming revenue associated with the Measure ‘K’ Transaction and Use Tax, and monitor the associated expenditures, including the transfers out to other budget units and funds.

**DEPARTMENTAL PROGRAMS**

On November 4, 2014, 65 percent (65%) of Gonzales voters approved Measure ‘K’, enacting a one-half percent (0.5%) transactions and use tax. Revenue generated by the tax has provided the City with the financial flexibility to continue to move the City forward with a number of proactive and quality-of-life programs. The City’s authority to levy the tax expires on the tenth anniversary of the last day of the calendar quarter preceding the operative date.

**ACCOMPLISHMENTS FOR FY 2021-2022**

- Completed the list of services/programs and funding allocations recommended by the Measure ‘K’ Oversight Committee and approved by the City Council. These services and programs are reflected over three budgets, Youth Development & Leadership (*Budget Unit 550*), Debt Service (*Budget Unit 900*), and this one, which included:
  - Provided match funds for the Sports and Senior Programs Coordinator position, and After School and Day Camp.
  - Funded the Community Participation Grants.
  - Provided funding for the Police Community, Business and Neighborhood Watch Program.

**DEPARTMENTAL GOALS FOR FY 2022-2023**

The Goals for FY 2022-2023 are to fully fund and support the efforts and programs recommended by the Measure ‘K’ Oversight Committee for this budget, which reflects:

- The annual debt service for the pool.
- The Community Grant Program.

- “Ensuring Gonzales Youth Achieve 21<sup>st</sup> Century Success” afterschool “Kid Power”, summer youth programs, and recreational preschool.
- The Senior/adult programming.
- The Olinga “Wings of Knowledge” Youth STEM program and the Salinas Valley Promise Scholarship at Hartnell Junior College.
- The Tree Replacement Program that was deferred the prior year.
- The Police Department community, business, and neighborhood watch program.
- The City’s share of the jointly funded Licensed Clinical Social Worker position with the Gonzales Unified School District to increase mental health services for our youth and community.
- Help offset the cost of 3 fulltime Fire Fighter positions necessary to augment and maintain the high level of fire services for the community.
- Shop small business campaign

## **FY 2022-2023 RECOMMENDED BUDGET**

The Department’s FY 2022-2023 Recommended Budget represents an overall increase of \$106,000 or 21% in expenditures and \$45,000 or 6% in revenues, when compared to the FY 2021-2022 Approved Budget. However, unlike the other General Fund budgets, looking at the Net Cost for this budget unit is not very relevant because while all the TUT revenue is reflected in this budget, in addition to this budget, it is used to fund the expenditures in Budget Units 310, 511, 550, and 800.

### Revenues

Revenues reported in this budget unit are those associated with the proceeds collected from the one-half percent (0.5%) transactions and use tax. The increase is based on the expected spending activity and patterns expected as we come out of the pandemic.

### Expenditures

Expenditures in the budget unit represent the costs paid to the State Board of Equalization with regard to administration and oversight, and those programs and services funded by tax revenues that are recommended by the Measure ‘K’ Oversight Committee, listed above, and approved by the City Council.

### Personnel

While the City Manager, Community Development Director, and other Department Heads will participate in the completion of program tasks and duties, no salaries and benefits are allocated to this budget.

### Services and Supplies & Fixed Assets

The budget reflects a mix of appropriations for the committee to utilize as part of their recommendations to the Council listed above in the FY 2021-2022 Goals.

## **MAJOR POLICY CONSIDERATIONS**

The Measure 'K' Oversight Committee is appointed by the City Council to provide advisory recommendations on an annual spending plan for Measure 'K' revenues to the City Council.

BUDGET WORKSHEET

City Of Gonzales

Month: 6/30/2022	Prior Year Actual	Original Budget	Amended Budget	Current Year Actual Thru June	Estimated Total	(6) Dept	(7) CM	(8) Adopted
Fund: 100 - General Fund								
Revenues								
Dept: 800 TUT Measure K								
5211.000 Voter Approved Sales Tax	770,735	705,000	705,000	561,813	730,000	750,000	750,000	
5821.000 Other Income - Reimbursements	2,296	0	0	0	0			
TUT Measure K	773,031	705,000	705,000	561,813	730,000	750,000	750,000	0
Total Revenues	773,031	705,000	705,000	561,813	730,000	750,000	750,000	0
Expenditures								
Dept: 800 TUT Measure K								
6110.000 Salaries-Regular Pay	0	169,000	169,000	50,000	169,000	200,000	200,000	
6210.000 Special Departmental Expenses	1,611	185,000	184,509	5,970	184,509	260,000	260,000	
6227.000 Utilities - Hot Spots	0	0	0	0	0			
6245.000 Other Contractual Services	0	15,000	15,000	6,009	15,000	15,000	15,000	
6275.000 Subscriptions and Training	0	0	491	491	491			
6410.000 Comm Dev Grant Program	15,000	30,000	30,000	27,750	30,000	30,000	30,000	
6412.000 After School / Day Camp	105,000	105,000	105,000	52,500	105,000	105,000	105,000	
6530.000 Capital Outlay-Improvements	0	0	0	0	0			
6542.000 Equipment-Vehicles	0	0	0	0	0			
6544.000 Equipment-Computers	0	0	0	0	0			
TUT Measure K	121,611	504,000	504,000	142,720	504,000	610,000	610,000	0
Total Expenditures	121,611	504,000	504,000	142,720	504,000	610,000	610,000	0
General Fund	651,420	201,000	201,000	419,093	226,000	140,000	140,000	0
Grand Total:	651,420	201,000	201,000	419,093	226,000	140,000	140,000	0

**Gonzales Quality of Life Temporary Tax Measure  
Measure X  
Budget Narrative for FY 2022-2023  
Budget Unit 850**

**DEPARTMENTAL MISSION**

This budget unit is administered by the City Manager’s Office whose Mission supports the Vision of the City by working to enhance the quality of life of our residents in an environment of safety, courtesy, integrity, and respect. This budget unit was created to keep track of the incoming revenue associated with the Measure ‘X’ Transaction and Use Tax, and monitor the associated expenditures, including the transfers out to other budget units and funds.

**DEPARTMENTAL PROGRAMS**

On November 3, 2020, Gonzales voters approved Measure ‘X’, enacting an additional one-half percent (0.5%) general purpose transactions and use tax (TUT). Revenues generated by the tax are flexible, but were approved by the voters to provide funding for and in a variety of areas; including, the Community Center Complex project, streets, parks, etc. This measure has provided the City with the financial flexibility to continue to move the City forward with a number of proactive and quality-of-life programs. The City’s authority to levy the tax expires November 2044, the last day of the calendar quarter preceding the operative date.

**ACCOMPLISHMENTS FOR FY 2021-2022**

Advisory Subcommittee approved the use of these funds for the Community Center Complex Project.

**DEPARTMENTAL GOALS FOR FY 2022-2023**

Continue to engage the Advisory Subcommittee and proactively and thoughtfully move the Community Center Complex project to the construction phase.

**FY 2022-2023 RECOMMENDED BUDGET**

The Department’s FY 2022-2023 Recommended Budget represents expenditures and revenues of \$750,000 which is an increase of \$45,000 or 6.3% when compared to the FY 2021-2022 Approved Budget. As a result, the Requested Net Cost remains unchanged.

### Revenues

Revenues reported in this budget unit are those associated with the proceeds collected from the one-half percent (0.5%) transactions and use tax. The increase is based on the expected spending activity and patterns expected as we come out of the pandemic.

### Expenditures

Expenditures in the budget unit represent the costs for the Community Center Complex Project

### Personnel

While the City Manager, Community Development Director, and other Department Heads will participate in the completion of program tasks and duties, no salaries and benefits are allocated to this budget.

### Services and Supplies

With the exception of engineering and surveying costs for the Community Center Complex project, no other costs are reflected.

## **MAJOR POLICY CONSIDERATIONS**

The Measure 'X' Advisory Subcommittee is appointed by the Measure K Oversight Committee to provide advisory recommendations on an annual spending plan to the City Council.

While the budget reflects the \$750,000 allocated to the project, work is underway on developing the financing vehicle and as a result, portions or all of this amount would be used for debt service should the financing be secured. It is expected that this will be brought to the Council for action sometime before the end of the year.



BUDGET WORKSHEET

City Of Gonzales

Month: 6/30/2022	Prior Year Actual	Original Budget	Amended Budget	Current Year Actual Thru June	Estimated Total	(6) Dept	(7) CM	(8) Adopted
Fund: 100 - General Fund								
Revenues								
Dept: 850 TUT Measure X								
5211.000 Voter Approved Sales Tax	181,966	705,000	705,000	553,924	730,000	750,000	750,000	
TUT Measure X	181,966	705,000	705,000	553,924	730,000	750,000	750,000	0
Total Revenues	181,966	705,000	705,000	553,924	730,000	750,000	750,000	0
Expenditures								
Dept: 850 TUT Measure X								
6110.100 Salaries-Hourly Pay	0	0	0	0	0			
6160.000 Social Security	0	0	0	0	0			
6210.000 Special Departmental Expenses	0	0	2,219	2,614	2,614			
6235.000 Engineering and Surveying	30,978	705,000	688,255	738,507	388,507	750,000	654,000	
6245.000 Other Contractual Services	296	0	34,526	73,925	34,526			
6265.000 Printing	0	0	0	745	0			
6530.000 Capital Outlay-Improvements	0	0	0	0	0			
TUT Measure X	31,274	705,000	725,000	815,791	425,647	750,000	654,000	0
Total Expenditures	31,274	705,000	725,000	815,791	425,647	750,000	654,000	0
General Fund	150,692	0	-20,000	-261,867	304,353	0	96,000	0
Grand Total:	150,692	0	-20,000	-261,867	304,353	0	96,000	0

**General Fund Debt Service  
Budget Narrative for FY 2022-2023  
Budget Unit 900**

**DEPARTMENTAL MISSION**

This is the budget unit that was set up to track the General Fund debt service payments. It currently reflects the General Fund debt service payments for the (a) Community Pool Renovation Project, and (b) Phase II of the Solar Project.

**ACCOMPLISHMENTS FOR FY 2021-2022**

- Made the debt service payment.

**DEPARTMENTAL GOALS FOR FY 2022-2023**

- As needed, used this budget to track General Fund debt payments.

**FY 2022-2023 RECOMMENDED BUDGET**

The Department's FY 2022-2023 Recommended Budget reflects no change when compared to the FY 2021-2022 Approved Budget. As a result, the Requested Net City Cost remains unchanged.

Personnel

No costs are reflected in this area.

Services and Supplies

The only cost in this area is reflecting the appropriation for debt interest, and principal for the Community Pool Renovation Project that is being covered by TUT revenues, and the transfer to the Solar Fund to cover the General Fund's portion of Phase II – Solar Project debt.

Capital Projects/Fixed Assets

No costs are reflected in this area.

**MAJOR POLICY CONSIDERATIONS**

There are no major policy considerations reflected in this budget.

BUDGET WORKSHEET

City Of Gonzales

Month: 6/30/2022	Prior	Current Year			(6)	(7)	(8)	
	Year Actual	Original Budget	Amended Budget	Actual Thru June	Estimated Total	Dept	CM	Adopted
Fund: 100 - General Fund								
Revenues								
Dept: 900 Debt Service								
5830.000 Debt Proceeds	0	0	0	0	0			
5935.000 Transfer from Gonzales SA	0	0	0	0	0			
Debt Service	0	0	0	0	0	0	0	0
Total Revenues	0	0	0	0	0	0	0	0
Expenditures								
Dept: 900 Debt Service								
6301.000 Bank Charges	0	30	30	0	0	30	30	
6610.000 Interest Expense	34,294	31,542	32,229	47,650	32,229	28,697	28,697	
6620.000 Principal Reduction	95,342	98,108	97,406	146,811	97,406	100,954	100,954	
6635.000 Bond Issuance Costs	0	0	0	0	0			
6905.000 Transfers Out	18,403	18,403	18,403	9,202	18,403	18,403	18,403	
6935.000 Transfer to RDA	0	0	0	0	0			
Debt Service	148,039	148,083	148,068	203,663	148,038	148,084	148,084	0
Total Expenditures	148,039	148,083	148,068	203,663	148,038	148,084	148,084	0
General Fund	-148,039	-148,083	-148,068	-203,663	-148,038	-148,084	-148,084	0
Grand Total:	-148,039	-148,083	-148,068	-203,663	-148,038	-148,084	-148,084	0

# **COVID-19**

## **Budget Narrative for FY 2022-2023**

### **Budget Fund 110**

#### **DEPARTMENTAL MISSION**

This budget unit was created to keep track of all the activities related to COVID-19.

#### **DEPARTMENTAL PROGRAMS**

Due to the COVID-19 crisis, the City of Gonzales has had to implement unprecedented strategies to address the local need and provide support for community members struggling through the pandemic. We have been able to do this through numerous partnerships and by prioritizing specific projects and staff time.

#### **ACCOMPLISHMENTS FOR FY 2021-2022**

- Through our partnership with the Community Foundation for Monterey County and the County, we were able to secure \$137,957 for the Community Health Worker program in addition to numerous amounts of PPE and thousands of free COVID-19 tests and other resources. Through the program we have been able to support vaccination for at least 5,507 individuals and conduct 4,285 COVID-19 tests while providing over 10,000 resources to the community. Most recently, we have secured another \$216,054 to continue with the program through the end of December 2022.
- Partnered with GUSD to provide COVID-19 testing support and resources. We provided onsite testing for student athletes and teachers and continue to provide testing at the school's technology building.
- Supported mass vaccine clinics in the community including one for 5–12-year-olds for the school at the Joint Use gym.
- Presented on our COVID-19 efforts at numerous platforms including a webinar for the Robert Wood Johnson Foundation in September of 2021 and a presentation at the Western Forum for Migrant and Community Health in April of 2022.
- Reached 100% vaccination rate based on the County's tracking system for those eligible for vaccines who were 12 years old and up.
- Supported over 24 mass vaccine clinics.
- Had our Community Health Workers (CHWs) trained in COVID-19 testing and brought a free testing site to Gonzales that still operates and at the beginning of 2022 was one of very few testing sites left. The site drew people from across the county and even people as far as Carmel, Gilroy and Santa Cruz.
- Brought in \$52,000 from our Internet for All HotSpot program through partnerships with the Monterey County Health and the Chualar Unified School District by renting out our surplus of devices to them.
- Distributed approximately \$670,000 in rental and utility assistance to the local community to help avoid evictions and utility back dues.

## **DEPARTMENTAL GOALS FOR FY 2022-2023**

- Continue supporting the community to help them overcome the challenges that the pandemic imposed on them.
- Identify areas of improvement to address the inequities that the pandemic shed light on.
- Continue to nurture and build partnerships to help us address outstanding local needs.
- Continue to be responsive, nimble and accessible to the public and our partners.
- Continue working with the community to build local capacity.
- Continue to support our local businesses so that they survive the crisis.
- Continue to educate and support the public in their efforts to stay healthy through a verity of measures.
- Continue to be a community at the forefront of innovation and leadership.

## **FY 2022-2023 RECOMMENDED BUDGET**

This Fund's FY 2022-2023 Recommended Budget reflects an increase of \$74,049 or 58% in expenditures and \$200,000 in revenues. As a result, the Net Cost is decreased to \$0.

### *Estimated Fund Balance*

The year-end Fund Balance is estimated to have a remaining total of \$131,100 to be spent through FY 2022-2023, which is sufficient to offset the Net Cost.

### *Revenues*

Grant revenues reflected in this fund are to continue the CHW program.

### *Expenditures*

The reason for the increase is we received multiple grants to continue the CHW Program to support our community as we recover from the COVID-19 pandemic.

## **MAJOR POLICY CONSIDERATIONS**

There are no major policy considerations reflected in this budget.

BUDGET WORKSHEET

City Of Gonzales

Month: 6/30/2022	Prior	Current Year				(6)	(7)	(8)
	Year	Original	Amended	Actual Thru	Estimated			
	Actual	Budget	Budget	June	Total	Dept	CM	Adopted
Fund: 110 - COVID-19 Fund								
Revenues								
Dept: 000								
5637.000 Grant Proceeds	454,343	0	588,536	673,423	588,536	200,000	200,000	
5820.000 Other Income - Misc Payments	126,447	0	0	0	0			
5821.000 Other Income - Reimbursements	37,088	0	0	259	0			
Dept: 000	617,878	0	588,536	673,682	588,536	200,000	200,000	0
Total Revenues	617,878	0	588,536	673,682	588,536	200,000	200,000	0
Expenditures								
Dept: 000								
6110.000 Salaries-Regular Pay	57,314	0	81,852	146,728	81,852	81,852	81,852	
6111.000 Salaries-Overtime Pay	257	0	15	15	15	15	15	
6112.000 Salaries-Extra Help	0	117,000	117,000	4,872	117,000	104,936	104,936	
6113.000 Salaries-Differentials	202	0	1,036	2,054	1,036	1,036	1,036	
6132.000 Retirement - PERS	635	0	1,576	3,191	1,576	1,576	1,576	
6140.000 Life and Disability Insurance	0	0	241	444	241	241	241	
6160.000 Social Security	4,420	8,951	8,951	11,803	8,951	8,951	8,951	
6170.000 Health and Dental Insurance	29	0	1,344	3,642	1,344	1,344	1,344	
6210.000 Special Departmental Expenses	86,329	0	29	14,532	29	29	29	
6211.000 Office Supplies	0	0	20	20	20	20	20	
6212.000 Maintenance Supplies	728	0	0	0	0			
6230.000 Legal and Accounting	630	0	0	0	0			
6245.000 Other Contractual Services	26,589	0	0	0	0			
6260.000 Advertising	0	0	0	0	0			
6265.000 Printing	0	0	0	0	0			
6270.000 Transportation and Travel	0	0	0	0	0			
6275.000 Subscriptions and Training	0	0	0	0	0			
6414.000 Rent/Other Assistance	217,267	0	374,844	485,918	374,844			
6415.000 Food Distribution	0	0	0	0	0			
6905.000 Transfers Out	0	0	0	105,025	105,025			
Dept: 000	394,400	125,951	586,908	778,244	691,933	200,000	200,000	0
Total Expenditures	394,400	125,951	586,908	778,244	691,933	200,000	200,000	0
COVID-19 Fund	223,478	-125,951	1,628	-104,562	-103,397	0	0	0
Grand Total:	223,478	-125,951	1,628	-104,562	-103,397	0	0	0

# **American Rescue Plan Budget Narrative for FY 2022-2023 Budget Fund 111**

## **DEPARTMENTAL MISSION**

This budget has been established to track the American Rescue Plan funds that will be received by all Cities, Counties, and States from the Federal Government. As a non-entitlement City, Gonzales is scheduled to receive \$1,986,972 over two payments of \$993,486 each.

Broadly speaking, the funds can be used for projects in 5 broad categories:

- Support public health expenditures by funding COVID-19 mitigation effort, medical expenses, behavioral healthcare, and certain public health and safety staff;
- Address negative economic impacts caused by the public health emergency, including economic harms to workers, households, small businesses, impacted industries, and the public sector;
- Replace lost public sector revenue using this funding to provide government services to the extent of the reduction in revenue experienced due to the pandemic;
- Provide premium pay for essential workers offering additional support to those who have borne and will bear the greatest health risks because of their service in critical infrastructure sectors; and
- Invest in water, sewer, and broadband infrastructure, making necessary investments to improve access to clean drinking water, support vital wastewater and stormwater infrastructure, and to expand access to broadband internet.

## **ACCOMPLISHMENTS FOR FY 2021-2022**

- Followed all the guidelines and principles for determining the types of programs and services that this funding can support.
- Carefully track and manage revenues and expenditures.
- Utilizing the under \$10 million in total funds exemption, captured as much as possible of the America Rescue Plan Funds to reimburse allowable expenditures and offset the T-Mobile hotspot expenditures.

## **DEPARTMENTAL GOALS FOR FY 2022-2023**

- Continue to use the funds for their allowable purposes, and abide by all the necessary guidelines and principles for determining the types of programs and services that this funding can support.

- Carefully track and manage revenues and expenditures.

## **FY 2022-2023 RECOMMENDED BUDGET**

The Department's FY 2022-2023 Recommended Budget reflects an increase of \$363,660 or (46%) in expenditures, and no change in revenues.

### Revenues

The budget reflects receiving the second payment.

### Expenditures

The recommended budget reflects utilizing the funds of:

- \$300,000 to offset the T-Mobile hotspot expenditures for an additional year.
- \$75,000 for the City's share of the cost for the newly formed Broadband Joint Powers Authority (JPA).
- \$10,027.71 for the City's share of the costs for participation in the Salinas Valley Five Cities Workforce Partnership.
- \$500,000 to offset General Fund project expenditures.
- \$58,500 to cover the necessary upgrade of the City's computer infrastructure reaching its end of life.
- \$47,500 to cover the necessary update/upgrade of the City's Financial System (Fund Balance) reaching its end of life.
- \$35,000 to match and finish the Skate Park Improvement Project.
- \$25,000 to cover the necessary upgrade and replacement of the City's website that will no longer be supported.
- \$15,592 to seed a downtown beautification project.

## **MAJOR POLICY CONSIDERATIONS**

There are no major policy considerations.



BUDGET WORKSHEET

City Of Gonzales

Month: 6/30/2022	Prior Year Actual	Original Budget	Amended Budget	Current Year Actual Thru June	Estimated Total	(6) Dept	(7) CM	(8) Adopted
Fund: 111 - American Rescue Plan Act								
Revenues								
Dept: 000								
5637.000 Grant Proceeds	0	993,486	993,486	993,486	993,486	993,486	993,486	
Dept: 000	0	993,486	993,486	993,486	993,486	993,486	993,486	0
Total Revenues	0	993,486	993,486	993,486	993,486	993,486	993,486	0
Expenditures								
Dept: 000								
6110.000 Salaries-Regular Pay	0	81,060	81,060	0	0			
6227.000 Utilities - Hot Spots	270,452	300,000	300,000	198,383	300,000	300,000	300,000	
6245.000 Other Contractual Services	0	0	0	845	350,000		766,520	
6900.000 Transfers to General Fund	0	321,800	321,800	160,900	0			
Dept: 000	270,452	702,860	702,860	360,128	650,000	300,000	1,066,520	0
Total Expenditures	270,452	702,860	702,860	360,128	650,000	300,000	1,066,520	0
American Rescue Plan Act	-270,452	290,626	290,626	633,358	343,486	693,486	-73,034	0
Grand Total:	-270,452	290,626	290,626	633,358	343,486	693,486	-73,034	0

# **Community Development Budget Narrative for FY 2022-2023 Budget Fund 120**

## **DEPARTMENTAL MISSION**

The Community Development Fund addresses a range of projects of general benefit to the community that are supported by the Small Cities Community Development Block Grant (CDBG) Program, the HOME Program, and other public grant sources. Projects include development of affordable housing, rehabilitation of housing, and other housing related activities. Projects may also include development of public infrastructure and improvements such as streets, paving, sidewalks, and similar facilities of benefit to lower income members of the community.

Fund 120 sets forth revenues secured by approved grants from the Community Development Block Grant (CDBG) and other sources, and Program Income received from repayment of previous loans. The expenditure portion of Fund 120 identifies the expected dispersal of these funds to City departments, and consultants assisting the City.

## **ACCOMPLISHMENTS FOR FY 2021-2022**

- Resources from this fund were combined with the Successor Agency – Housing Fund to purchase the Marchetti property on South Alta Street for development of a much-needed senior housing project.
- Entered into an agreement with CHISPA to build the senior housing project on South Alta.
- Continued to support our small businesses.

## **DEPARTMENTAL GOALS FOR FY 2021-2022**

- Continue coordinating with the City’s Economic Development Committee on the implementation of measures contained in the City’s Economic Development Strategy and Action Plan for business retention, development, and attraction.
- Seek and apply for a grant from the State Department of Housing and Community Development (HCD) from the HOME Investment Partnership Grant Program, for grant funds associated with the rehabilitation of homeowner occupied dwellings.
- Continue to search out other grant opportunities.
- Working with CHISPA begin development of the senior housing project on South Alta.
- Reengage and reestablish the small business loan program and a façade improvement program.

## **FY 2022-2023 RECOMMENDED BUDGET**

The Department’s FY 2022-2023 Recommended Budget reflects an increase of \$19,762 or 16% in expenditures, and no change in revenues, when compared to the FY 2021-2022

Approved Budget. As a result, the Net Cost is increased by \$19,762.

### Estimated Fund Balance

The year-end Fund Balance is estimated to be \$232,000 as of June 30, 2022, which is sufficient to cover the Net Cost.

### Revenues

The revenues for the Fund's activities are derived from interest and grants. In addition to interest payments, staff is always looking for and applying for additional grants that can be used to for the small business loans.

### Expenditures

The expenditures reflected in the budget are for consultant services and other items or initiatives to reinvigorate the programs, and efforts help develop a Downtown Business Improvement District and set up a Business Façade and Improvement Grant Program to grow our local businesses.

## **MAJOR POLICY CONSIDERATIONS**

City staff will be reengaging with the downtown business district to refresh the area, implement façade program and maximize the use of the alleys to improve parking.

BUDGET WORKSHEET

City Of Gonzales

Month: 6/30/2022	Prior	Current Year			(6)	(7)	(8)	
	Year Actual	Original Budget	Amended Budget	Actual Thru June	Estimated Total	Dept	CM	Adopted
Fund: 120 - Community Development								
Revenues								
Dept: 000								
5515.000	Interest Income	61,698	5,000	5,000	3,562	5,000	5,000	
5626.000	CDBG - Housing Rehabilitation	0	0	0	0	0		
5627.000	CDBG - Planning & Tech Assist	0	0	0	0	0		
5628.000	CDBG - Other Misc Programs	0	0	0	0	0		
5860.000	Principal Payments Received	126,088	75,000	75,000	0	75,000	75,000	
Dept: 000		187,786	80,000	80,000	3,562	80,000	80,000	0
Total Revenues		187,786	80,000	80,000	3,562	80,000	80,000	0
Expenditures								
Dept: 000								
6210.000	Special Departmental Expenses	133	1,000	1,000	0	1,000	1,000	
6211.000	Office Supplies	0	0	0	0	0		
6212.000	Maintenance Supplies	0	0	0	0	0		
6230.000	Legal and Accounting	0	0	0	2,000	0		
6235.000	Engineering and Surveying	0	0	0	0	0		
6245.000	Other Contractual Services	24,628	7,150	12,107	29,858	12,107	12,107	
6260.000	Advertising	0	0	0	0	0		
6275.000	Subscriptions and Training	0	0	0	0	0		
6328.000	Loan Advances	0	100,000	100,000	0	100,000	100,000	
6334.000	CDBG Loan Payments	0	0	0	0	0		
6900.000	Transfers to General Fund	10,000	10,000	10,000	5,000	24,805	24,805	
Dept: 000		34,761	118,150	123,107	36,858	137,912	137,912	0
Total Expenditures		34,761	118,150	123,107	36,858	137,912	137,912	0
Community Development		153,025	-38,150	-43,107	-33,296	-57,912	-57,912	0
Grand Total:		153,025	-38,150	-43,107	-33,296	-57,912	-57,912	0

**Business Loan Grant Program  
Budget Narrative for FY 2022-2023  
Budget Fund 123**

**DEPARTMENTAL MISSION**

The fund is administered by the Community Development Department and was established to track expenditures and revenues for the Community Development Business Assistance Loan Grant Program. Funds under this program are restricted to certain eligible costs, including: operating capital; furniture fixtures and equipment (FF&E); rehabilitation of leased space or owned buildings (including engineering and architectural and local permits or fees); purchase of manufacturing equipment (with or without installation costs); refinancing of existing debt in conjunction with financing other eligible costs; purchase of real property; required offsite improvements; or relocation grants for persons displaced due to funding of the project.

Fund 123 sets forth revenues secured by approved grants from the Small City's Community Development Block Grant (CDBG) Program and other sources, and program income received from repayment of loans once made.

**ACCOMPLISHMENTS FOR FY 2021-2022**

- Continued work with the City's Business Loan Consultant to market and promote the program to small businesses in the City.
- Captured additional CDBG CARES grant funds to assist businesses.

**DEPARTMENTAL GOALS FOR FY 2022-2023**

- Reengage and reestablish the small business loan program and a façade improvement program.
- Set a couple of dates in the FY for City staff and the Program Consultant (Angel Johnstone) to meet with grant recipients. These annual visits allow City Staff to gauge success and progress of the program.
- Finish disbursing the CDBG CARES Fund received for small business assistance, to help mitigate for some of the impacts of the COVID-19 pandemic.

**FY 2022-2023 RECOMMENDED BUDGET**

The Department's FY 2022-2023 Recommended Budget reflects a decrease of (\$100,000) or (42.5%) in expenditures, and (\$200,000) or (453%) in revenues, when compared to the FY 2021-2022 Approved Budget. As a result, the Fund's Net Cost is increased by \$100,000.

### Fund Balance

The year-end Fund Balance is estimated to be \$214,400 as of June 30, 2022, which is more than enough to offset the Net Cost.

### Revenues

The revenues in the Fund are derived from principal and interest payments associated with business assistance loans granted in previous years, and from grant funding received from the State Department of Housing and Community Development ('HCD'). Revenues are modest for this Fund and represent principal payments received.

### Expenditures

Expenditures are reflected to fund some loans and the program's consultant.

## **MAJOR POLICY CONSIDERATIONS**

As mentioned above, a vigorous effort will be brought forward to market the program and implement a new round of micro loans and façade improvement grants.

BUDGET WORKSHEET

City Of Gonzales

Month: 6/30/2022	Prior Year Actual	Original Budget	Amended Budget	Current Year Actual Thru June	Estimated Total	(6) Dept	(7) CM	(8) Adopted
Fund: 123 - Business Loan Grant								
Revenues								
Dept: 000								
5515.000 Interest Income	2,987	5,000	5,000	4,911	5,000	5,000	5,000	
5620.000 CDBG - Revolving Loan Program	0	0	0	115,000	115,000			
5628.000 CDBG - Other Misc Programs	0	0	0	0	0			
5637.000 Grant Proceeds	0	0	0	0	0			
5860.000 Principal Payments Received	7,906	10,000	10,000	97,346	97,346	10,000	10,000	
5935.000 Transfer from Gonzales SA	0	0	0	0	0			
5950.000 Transfer from CDBG (Non Pgm)	0	200,000	200,000	100,000	200,000	200,000	55,000	
Dept: 000	10,893	215,000	215,000	317,257	417,346	215,000	70,000	0
Total Revenues	10,893	215,000	215,000	317,257	417,346	215,000	70,000	0
Expenditures								
Dept: 000								
6210.000 Special Departmental Expenses	0	250	250	0	0	250	250	
6245.000 Other Contractual Services	21,228	20,000	20,000	29,858	29,858	20,000	20,000	
6260.000 Advertising	0	0	0	0	0			
6328.000 Loan Advances	40,017	200,000	200,000	115,000	200,000	200,000	155,000	
6335.000 Block Grant Expenditures	0	0	0	0	0			
6900.000 Transfers to General Fund	15,000	15,000	15,000	7,500	15,000	15,000	15,000	
Dept: 000	76,245	235,250	235,250	152,358	244,858	235,250	190,250	0
Total Expenditures	76,245	235,250	235,250	152,358	244,858	235,250	190,250	0
Business Loan Grant	-65,352	-20,250	-20,250	164,899	172,488	-20,250	-120,250	0
Grand Total:	-65,352	-20,250	-20,250	164,899	172,488	-20,250	-120,250	0

**Air Pollution Control Fund  
Budget Narrative for FY 2022-2023  
Budget Fund 124**

**DEPARTMENTAL MISSION**

This fund administrators air pollution control funds to reduce transportation-related pollution. The Monterey Bay Air Resources District AB2766 Program allowed the city to loan funds for transportation-related pollution reduction measures.

**ACCOMPLISHMENTS FOR FY 2021-2022**

- Monitoring of loan repayment.

**DEPARTMENTAL GOALS FOR FY 2022-2023**

- Continue to monitor loan repayment.
- As opportunities present themselves, continue to modernize the city vehicle fleet with energy efficient vehicles like electric vehicles.
- As needed, provide funding to continue to improve the City's climate action plan and programs.

**FY 2022-2023 RECOMMENDED BUDGET**

This Fund's FY 2022-2023 Recommended Budget represents an increase of \$28,000 or 280% in expenditures when compared to the FY 2021-2022 Approved Budget. As a result, the Requested Net Cost is increased by \$28,000).

*Estimated Fund Balance*

The year-end Fund Balance is estimated to be \$85,500 as of June 30, 2022, which is sufficient to offset the Net Cost.

*Revenues*

Revenues had been derived from the repayment of a pollution control loan that was provided for the construction of a Biodiesel Fueling Station that has been fully repaired.

*Personnel*

No costs are reflected in this area.

*Services and Supplies*

There are no costs reflected in services and supplies.



Capital Projects/Fixed Assets

The budget reflects \$38,000 to continue to modernize and make the City's Fleet more energy efficiency.

**MAJOR POLICY CONSIDERATIONS**

No policy considerations are reflected at this time for this budget.

BUDGET WORKSHEET

City Of Gonzales

Month: 6/30/2022	Prior Year Actual	Original Budget	Amended Budget	Current Year Actual Thru June	Estimated Total	(6) Dept	(7) CM	(8) Adopted
Fund: 124 - Air Pollution Control Fund								
Revenues								
Dept: 000								
5515.000 Interest Income	1,377	2,500	2,500	753	2,500	2,500	2,500	
5637.000 Grant Proceeds	0	0	0	0	0			
5820.000 Other Income - Misc Payments	0	0	0	0	0			
5860.000 Principal Payments Received	12,881	13,000	13,000	66,964	13,000	13,000		
Dept: 000	14,258	15,500	15,500	67,717	15,500	15,500	2,500	0
Total Revenues	14,258	15,500	15,500	67,717	15,500	15,500	2,500	0
Expenditures								
Dept: 000								
6210.000 Special Departmental Expenses	0	0	0	0	0			
6245.000 Other Contractual Services	0	0	0	0	0			
6542.000 Equipment-Vehicles	10,000	10,000	10,000	17,425	10,000	38,000	38,000	
Dept: 000	10,000	10,000	10,000	17,425	10,000	38,000	38,000	0
Total Expenditures	10,000	10,000	10,000	17,425	10,000	38,000	38,000	0
Air Pollution Control Fund	4,258	5,500	5,500	50,292	5,500	-22,500	-35,500	0
Grand Total:	4,258	5,500	5,500	50,292	5,500	-22,500	-35,500	0

**Urban County**  
**Community Development Block Grant (CDBG) Fund**  
**Budget Narrative for FY 2022-2023**  
**Budget Fund 127**

**DEPARTMENTAL MISSION**

This Fund is administered by the Community Development Department and was established to fund the Community Development Block Grant (CDBG) Programs funded by the Federal Department of Housing and Urban Development (HUD), through the City's participation in the Urban Entitlement County together with the City of Greenfield, Sand City, and the County of Monterey. The financial resources supporting the fund are grant funds awarded to the Urban County participants by HUD.

**DEPARTMENTAL PROGRAMS**

The Fund's revenues and expenditures vary from year to year depending on City staff's ability to capture grant funds provided by HUD, and the formula for grant disbursement used by the County.

Per the allocation formula, the City will receive a total of approximately \$809,000 over two years: \$404,000 in FY 2022-23 and up to \$405,000 in FY 2023-24.

**ACCOMPLISHMENTS FOR FY 2021-2022**

- Captured additional CDBG CARES grant funds to assist businesses and provided .

**DEPARTMENTAL GOALS FOR FY 2022-2023**

- Apply for grants and capture funds.
- Finish disbursing the CDBG CARES Fund received for small business assistance, to help mitigate for some of the impacts of the COVID-19 pandemic.
- Draw down the first payment of CDBG funds programmed for the Community Center Complex Project

**FY 2022-2023 RECOMMENDED BUDGET**

This Fund's FY 2022-2023 Recommended Budget reflects an increase of \$244,195 or 114% in expenditures, and \$259,000 or 130% in revenues, when compared to the FY 2021-2022 Approved Budget. As a result, the Fund's Net Cost remains unchanged.

Revenues

Revenues reflected in this fund are grant funds being awarded through the CDBG Urban Entitlement Program.

### Expenditures

Expenditures reflected in this Fund are the programs for the Community Center Complex Project.

## **MAJOR POLICY CONSIDERATIONS**

Pending FY 2022-2023 and FY 2023-2024: Last July 2020, when the Board of Supervisors adopted the 2020-2021 Annual Action Plan, they also considered how to allocate funds during the balance of the *Consolidated Plan Period* with an eye to making larger but more infrequent distributions of funds to each partner jurisdiction. With this *Consolidated Plan*, the City of Gonzales will receive \$404,000 in FY 2022-2023, and \$405,000 in FY 2023-2024. Per Council direction, these funds will be programmed for the Community Center Complex Project starting July 2022.

BUDGET WORKSHEET

City Of Gonzales

Month: 6/30/2022	Prior	Current Year			(6)	(7)	(8)	
	Year Actual	Original Budget	Amended Budget	Actual Thru June	Estimated Total	Dept	CM	Adopted
Fund: 127 - CDBG - Urban County								
Revenues								
Dept: 000								
5637.000 Grant Proceeds	0	200,000	200,000	0	200,000	200,000	459,000	
Dept: 000	0	200,000	200,000	0	200,000	200,000	459,000	0
Total Revenues	0	200,000	200,000	0	200,000	200,000	459,000	0
Expenditures								
Dept: 000								
6210.000 Special Departmental Expenses	0	0	0	0	0			
6235.000 Engineering and Surveying	0	0	0	0	0			
6245.000 Other Contractual Services	0	0	0	0	0			
6530.000 Capital Outlay-Improvements	0	0	0	0	0			
6540.000 Capital Outlay-Equipment	0	0	0	0	0			
6900.000 Transfers to General Fund	14,805	14,805	14,805	7,403	0			
6905.000 Transfers Out	0	200,000	200,000	100,000	200,000	200,000	459,000	
Dept: 000	14,805	214,805	214,805	107,403	200,000	200,000	459,000	0
Total Expenditures	14,805	214,805	214,805	107,403	200,000	200,000	459,000	0
CDBG - Urban County	-14,805	-14,805	-14,805	-107,403	0	0	0	0
Grand Total:	-14,805	-14,805	-14,805	-107,403	0	0	0	0

**Street Fund**  
**Budget Narrative for FY 2022-2023**  
**Budget Fund 130**

**DEPARTMENTAL MISSION**

This fund includes maintenance, improvements, signage, landscaping, and management of the street system. Assigned employee salaries and benefits are also included in this fund.

**ACCOMPLISHMENTS FOR FY 2021-2022**

- Maintained the City's streets including pothole repairs as needed.
- Maintained streetscape as efficiently as possible.
- Maintained street striping and signage.
- Maintained stormwater drainage and retention pond system.
- Restarted directing traffic and pedestrians at the Fifth Street Bridge when the school year begins in mid-August.
- Issued Slurry Seal contract for public bid

**DEPARTMENTAL GOALS FOR FY 2022-2023**

- Prepare bid documents for a Slurry Seal contract
- Present a plan to the City Council for reconstructing collector streets in poor condition
- Continue improving street landscaping.
- Maintain stormwater ponds in an efficient manner.
- Continue to maintain the Striping and Street Sign Program.

**FY 2022-2023 RECOMMENDED BUDGET**

This Fund's FY 2022-2023 Recommended Budget represents an overall decrease of (\$78,039) or (12%) in expenditures, and (\$127,650) or (21%) in revenues, when compared to the FY 2021-2022 Approved Budget. As a result, the Requested Net Cost is increased by \$49,611.

Revenue

This budget reflects revenue received from several State transportation taxes, and the Soledad Subvention funds. The slight increase is spread out over several revenue object codes.

### Personnel

The Public Works Department provides the personnel requirements for this fund, and Fund 130 reflects a portion of the Public Works salaries. Only assigned personnel's time is charged to this fund.

### Services and Supplies

This fund included services such as engineering for street maintenance, improvements, and planning. Supplies for street maintenance are also included in this fund, as well as street striping, signs, and pothole repairs. Street trees and their maintenance were funded by this account. The reason for the decrease is mainly due to a reduction in expected revenues.

### Capital Projects/Fixed Assets

There are no capital projects or fixed assets reflected in the budget at this time.

## **MAJOR POLICY CONSIDERATIONS**

The major policy consideration for this fund is how to annually implement and therefore fund recommended roadway rehabilitation measures from the City's Pavement Management Plan.

Two long term revenues, the Regional Transportation Tax being used to cover the loan for the Alta Reconstruction Project, and SB1 being used to cover the loan for the Gloria Road/Iverson Rehabilitation Project, will be available within a few years to fund the plan. At which time, the City will have over \$500,000 annually to rehab and improve the street network.

BUDGET WORKSHEET

City Of Gonzales

Month: 6/30/2022	Prior Year Actual	Original Budget	Amended Budget	Current Year Actual Thru June	Estimated Total	(6) Dept	(7) CM	(8) Adopted
Fund: 130 - Street Fund								
Revenues								
Dept: 000								
5212.000 TAMC Sales Tax	0	0	0	0	0			
5515.000 Interest Income	0	0	0	0	0			
5613.000 State Gas Tax 2103	56,750	76,652	76,652	54,708	76,652	83,618	83,618	
5615.000 State Gas Tax 2105	43,335	49,947	49,947	39,503	49,947	54,776	54,776	
5616.000 State Gas Tax 2106	22,820	25,451	25,451	23,208	25,451	27,868	27,868	
5617.000 State Gas Tax 2107	58,640	63,561	63,561	45,753	63,561	74,833	74,833	
5618.000 State Gas Tax 2107.5	2,000	2,000	2,000	2,000	2,000	2,000	2,000	
5619.000 Traffic Congestion Relief Fnds	0	0	0	0	0			
5637.000 Grant Proceeds	0	17,670	17,670	0	17,670	17,670	62,670	
5666.000 Soledad Subvention	194,189	195,000	211,455	211,455	211,455	211,455	211,455	
5821.000 Other Income - Reimbursements	7,259	5,000	5,000	2,768	5,000	5,000	5,000	
5920.000 Transfer from Cal Breeze Pks	0	0	0	0	0			
5921.000 Transfer from Cal Breeze #1	0	0	0	0	0			
5922.000 Transfer from Cal Breeze #2	0	0	0	0	0			
5923.000 Transfer from Cal Breeze#3	0	0	0	0	0			
5930.000 Transfer from General Fund	0	0	0	0	0			
5940.000 Transfer from Canyon Parks	0	0	0	0	0			
5941.000 Transfer from Canyon Maint I	0	0	0	0	0			
5942.000 Transfer from Canyon Maint 2	0	0	0	0	0			
5944.000 Transfer from Canyon Maint 3	0	0	0	0	0			
5947.000 Transfer from Industrial Park	0	0	0	0	0			
5951.000 Transfers From 405	0	0	0	0	0			
5952.000 Transfers From 140	0	0	0	0	0			
5957.000 Transfer from Cipriani Mainten	0	0	0	0	0			
5958.000 Transfer from Fund 460	0	0	0	0	0			
5960.000 Transfer From Fund 180	0	0	0	0	0			
5961.000 Transfer from 122	0	0	0	0	0			
5964.000 Transfer From Fund 402	0	0	0	0	0			
5967.000 Transfer from Fund 137	157,689	169,589	169,589	84,795	169,589			
Dept: 000	542,682	604,870	621,325	464,190	621,325	477,220	522,220	0
Total Revenues	542,682	604,870	621,325	464,190	621,325	477,220	522,220	0
Expenditures								
Dept: 000								
6110.000 Salaries-Regular Pay	262,810	266,686	266,686	257,558	266,686	292,865	292,865	
6111.000 Salaries-Overtime Pay	6,685	3,050	4,235	9,392	4,235	3,050	3,050	
6113.000 Salaries-Differentials	363	19,943	19,943	25,115	19,943	22,948	22,948	



BUDGET WORKSHEET

City Of Gonzales

Month: 6/30/2022	Prior	Current Year			(6)	(7)	(8)	
	Year Actual	Original Budget	Amended Budget	Actual Thru June	Estimated Total	Dept	CM	Adopted
Fund: 130 - Street Fund								
Expenditures								
Dept: 000								
6131.000	0	0	0	0	0			
6132.000	20,385	55,010	21,000	19,011	21,000	60,137	40,137	
6140.000	2,400	3,703	3,703	1,940	3,703	2,409	2,409	
6150.000	19,615	19,550	19,550	16,067	19,550	20,205	20,205	
6160.000	18,575	22,314	22,314	18,680	22,314	24,393	24,393	
6170.000	51,234	47,845	47,845	42,821	47,845	51,703	51,703	
6190.000	0	0	0	0	0			
6210.000	13,571	10,000	10,623	14,486	10,623	10,623	10,623	
6211.000	0	0	0	0	0			
6212.000	18,994	15,000	15,000	20,863	15,000	15,000	15,000	
6213.000	5,572	5,000	5,000	3,965	5,000	5,000	5,000	
6214.000	0	0	0	131	0			
6220.000	729	800	800	572	800	800	800	
6225.000	23,545	40,000	40,000	52,146	40,000	40,000	40,000	
6230.000	4,773	7,900	7,900	5,904	7,900	7,900	7,900	
6235.000	19,054	50,000	50,000	20,505	50,000	50,000		
6245.000	74,498	50,000	50,000	37,887	50,000	50,000		
6248.000	0	0	0	0	0			
6255.000	539	8,007	9,448	9,448	9,448	9,606	9,606	
6270.000	0	0	0	0	0			
6275.000	869	500	630	630	630	630	630	
6530.000	0	0	0	0	0			
6540.000	0	0	0	0	0			
6541.000	0	0	0	0	0			
6542.000	0	0	0	0	0			
6900.000	0	0	0	0	0			
6905.000	0	0	0	0	0			
6928.000	0	0	0	0	0			
Dept: 000	544,211	625,308	594,677	557,121	594,677	667,269	547,269	0
Total Expenditures	544,211	625,308	594,677	557,121	594,677	667,269	547,269	0
Street Fund	-1,529	-20,438	26,648	-92,931	26,648	-190,049	-25,049	0
Grand Total:	-1,529	-20,438	26,648	-92,931	26,648	-190,049	-25,049	0

**Measure X Transportation Program Fund  
Budget Narrative for FY 2022-2023  
Budget Fund 136**

**DEPARTMENTAL MISSION**

This Fund tracks funds allocated to the City from TAMC's 0.375% Regional Sales Tax. Measure X was approved by County voters in November 2016. Under Measure X, 60% of the sales tax revenue goes to local cities and the County of Monterey for road maintenance projects. Regional safety and mobility projects receive the other 40% of the revenue.

**DEPARTMENTAL PROGRAMS**

- This fund is used to plan and implement street system repairs and improvements.

**ACCOMPLISHMENTS FOR FY 2021-2022**

- The City's Measure X funds continued to make the debt service payment to TAMC for the \$2.5 million, that was borrowed to partially fund the Alta Street Pavement Rehabilitation Project that was completed in December 2018.

**DEPARTMENTAL GOALS FOR FY 2022-2023**

- This fund will continue to be used to repay the \$2.5M loan for the Alta Street Pavement Rehabilitation Project for the next 6 to 7 years.

**FY 2022-2023 RECOMMENDED BUDGET**

This Fund's FY 2022-2023 Recommended Budget represents an increase of \$48,721 or 18.5% in expenditures and revenues, when compared to the FY 2021-2022 Approved Budget. As a result, the Requested Net Cost is zero.

Revenues

The increase in estimated revenues is due to an anticipated increase of the Regional Transportation Tax.

Personnel

There are no personnel costs reflected in this budget.

Services and Supplies

There are no service or supply costs reflected in this budget.

Capital Projects/Fixed Assets

The debt service of the Alta Street Pavement Rehabilitation Project repayment is the only expense included in this budget.

**MAJOR POLICY CONSIDERATIONS**

There are no major policy decisions for this fund this year.

Overall, the debt service agreement with TAMC reflects that the City's share of the Regional Transportation Tax will be used to cover the annual debt service payment, until the debt is retired. Once that debt is retired, these funds will be used for street rehabilitation projects as prioritized by the City Council.

BUDGET WORKSHEET

City Of Gonzales

	Prior Year Actual	Original Budget	Amended Budget	Current Year Actual Thru June	Estimated Total	(6) Dept	(7) CM	(8) Adopted
Month: 6/30/2022								
Fund: 136 - Measure X								
Revenues								
Dept: 000								
5212.000 TAMC Sales Tax	279,520	263,279	263,279	0	314,000	312,000	312,000	
5830.000 Debt Proceeds	0	0	0	0	0			
Dept: 000	279,520	263,279	263,279	0	314,000	312,000	312,000	0
Total Revenues	279,520	263,279	263,279	0	314,000	312,000	312,000	0
Expenditures								
Dept: 000								
6530.000 Capital Outlay-Improvements	0	0	0	0	0			
6610.000 Interest Expense	46,645	46,630	46,630	0	46,630	46,630	46,630	
6620.000 Principal Reduction	209,978	216,649	216,649	0	267,370	265,370	265,370	
Dept: 000	256,623	263,279	263,279	0	314,000	312,000	312,000	0
Total Expenditures	256,623	263,279	263,279	0	314,000	312,000	312,000	0
Measure X	22,897	0	0	0	0	0	0	0
Grand Total:	22,897	0	0	0	0	0	0	0

**SB1 Transportation Program Fund  
Budget Narrative for FY 2022-2023  
Budget Fund 137**

**DEPARTMENTAL MISSION**

This Fund tracks the special transportation funds generated by Senate Bill 1 signed by Governor Brown in April 2017.

**DEPARTMENTAL PROGRAMS**

This fund is used to design and construct roadway rehabilitation project in compliance with SB1 requirements.

**ACCOMPLISHMENTS FOR FY 2021-2022**

Funds were programmed for the City's portion of the Gloria Road/Iverson Road/Johnson Canyon Road Improvement Project, a joint project with Monterey County and Salinas Valley Solid Waste Authority.

**DEPARTMENTAL GOALS FOR FY 2022-2023**

Funds will be used to cover the City's portion of the Gloria Road/Iverson Road/Johnson Canyon Road Improvement Project.

**FY 2022-2023 RECOMMENDED BUDGET**

This Fund's FY 2022-2023 Recommended Budget represents an increase of \$23,938 or 14% in expenditures and revenues, when compared to the FY 2021-2022 Approved Budget. As a result, the Requested Net Cost remains unchanged.

Revenues

Revenues are up from the FY 2021-2022 Budget based on the estimates received from the State.

Personnel

There are no personnel costs reflected in this budget.

Services and Supplies

There are no service or supply costs reflected in this budget.

Capital Projects/Fixed Assets

There are no capital projects or fixed assets reflected in this budget. The only expenditures reflected are a transfer to the Street Fund (Fund 130), which will be used to rehabilitate City streets and help fund the Pavement Management Plan.

**MAJOR POLICY CONSIDERATIONS**

There are no major policy decisions for this fund for this fiscal year.

BUDGET WORKSHEET

City Of Gonzales

Month: 6/30/2022	Prior	Current Year				(6)	(7)	(8)
	Year Actual	Original Budget	Amended Budget	Actual Thru June	Estimated Total	Dept	CM	Adopted
Fund: 137 - SB1 Road Repair & Account.								
Revenues								
Dept: 000								
5213.000 SB1 Revenue	157,689	169,589	169,589	126,594	169,589	193,527	193,527	
Dept: 000	157,689	169,589	169,589	126,594	169,589	193,527	193,527	0
Total Revenues	157,689	169,589	169,589	126,594	169,589	193,527	193,527	0
Expenditures								
Dept: 000								
6530.000 Capital Outlay-Improvements	0	0	0	567,410	0	193,527	193,527	
6927.000 Transfer to Street Fund [130]	157,689	169,589	169,589	84,795	169,589	169,589		
Dept: 000	157,689	169,589	169,589	652,205	169,589	363,116	193,527	0
Total Expenditures	157,689	169,589	169,589	652,205	169,589	363,116	193,527	0
SB1 Road Repair & Account.	0	0	0	-525,611	0	-169,589	0	0
Grand Total:	0	0	0	-525,611	0	-169,589	0	0

# **Supplemental Law Enforcement Budget Narrative for 2022-2023 Budget Fund 150**

## **DEPARTMENTAL MISSION**

The Supplemental Law Enforcement Fund is administered by the Police Department as a fiscal record keeping fund that tracks grant funding, that the City has obtained from the Federal and State governments. The grant funding supports the City's Mission by working in a fiscal responsible manner to provide public safety services to our residents, businesses, and visitors.

The safety of Gonzales' residents is the number one concern of the Police Department. The collaborative working relationship with other government agencies to provide law enforcement funding, continues to assist our City in providing these services to our diverse community.

## **ACCOMPLISHMENTS FOR FY-2021-2022**

Please see Budget Unit 300.

## **DEPARTMENTAL GOALS FOR FY 2023-2023**

Please see Budget Unit 300.

## **FY 2022-2023 RECOMMENDED BUDGET**

The Department's FY 2022-2023 Recommended Budget represents an no change in expenditures and revenues, when compared to the FY 2021-2022 Approved Budget. As a result, the Requested Net Cost remains unchanged.

### *Revenues*

This fund receives Supplemental Law Enforcement funds provided by California Government Code 30061.

While Gonzales currently uses this revenue to help support the salaries of two front line Police Officers, the reality is that the funding is no longer adequate to pay those salaries in full, and General Fund monies are needed to offset the difference.



Personnel

The Supplemental Law Enforcement Fund is designed as the fund where grant monies are funneled when they are received by the City. This fund is managed by the State of California when they are received from the Federal government.

Once the funds are received, they are transferred to the Public Safety Fund (210), where they are used for personnel costs as outlined above.

Services and Supplies

There are no expenses reflected in this category.

Capital Projects/Fixed Assets

There are no capital projects or fixed assets associated with this fund.

**MAJOR POLICY CONSIDERATIONS**

There are no major policy considerations reflected in this budget.

BUDGET WORKSHEET

City Of Gonzales

Month: 6/30/2022	Prior Year Actual	Original Budget	Amended Budget	Current Year Actual Thru June	Estimated Total	(6) Dept	(7) CM	(8) Adopted
Fund: 150 - Supplemental Law Enforcement								
Revenues								
Dept: 000								
5515.000 Interest Income	22	0	20	19	20	20	20	
5630.000 SLESF Revenue	64,269	50,000	50,000	61,445	50,000	50,000	50,000	
5632.000 COPS FAST Grant	156,727	150,000	150,000	136,285	150,000	150,000	150,000	
5821.000 Other Income - Reimbursements	0	0	0	0	0			
Dept: 000	221,018	200,000	200,020	197,749	200,020	200,020	200,020	0
Total Revenues	221,018	200,000	200,020	197,749	200,020	200,020	200,020	0
Expenditures								
Dept: 000								
6210.000 Special Departmental Expenses	0	0	0	0	0			
6245.000 Other Contractual Services	0	0	0	0	0			
6260.000 Advertising	0	0	0	0	0			
6450.000 Prior Year Adjustment	0	0	0	0	0			
6540.000 Capital Outlay-Equipment	0	0	0	0	0			
6541.000 Equipment-Machinery	0	0	0	0	0			
6542.000 Equipment-Vehicles	0	0	0	0	0			
6900.000 Transfers to General Fund	0	0	0	0	0			
6924.000 Transfer to SLESF	0	0	0	0	0			
6925.000 Transfer to Public Safety	221,018	200,000	200,000	100,000	200,000	200,020	200,020	
Dept: 000	221,018	200,000	200,000	100,000	200,000	200,020	200,020	0
Total Expenditures	221,018	200,000	200,000	100,000	200,000	200,020	200,020	0
Supplemental Law Enforcement	0	0	20	97,749	20	0	0	0
Grand Total:	0	0	20	97,749	20	0	0	0

**Fire Impact Fund  
Budget Narrative for FY 2022-2023  
Budget Fund 190**

**DEPARTMENTAL MISSION**

This Fund is administered by the Fire Department and supports the City's Mission and Vision by providing funding for needed equipment and for future needs of the Fire Department when new developments come to Gonzales. These funding sources allow the Department to provide services to our residents, businesses, and visitors, and ensure their safety.

**ACCOMPLISHMENTS FOR FY 2021-2022**

- Collected Impact Fees for all new development in the City limits.
- Collected Impact Fees for all new development in the Gonzales Rural Fire Protection District.

**DEPARTMENTAL GOALS FOR FY 2022-2023**

- Continue to collect all applicable Impact Fees from new development in the City, and the Gonzales Rural Fire Protection District.
- Maintain current equipment owned by the City to ensure adequate responses to public safety emergencies within the City and Rural District.
- Ensure that the Department has adequate equipment to handle public safety emergency brought on by new development.

**FY 2022-2023 RECOMMENDED BUDGET**

The Department's FY 2022-2023 Recommended Budget reflects no change in expenditures and revenues, when compared to the FY 2021-2022 Approved Budget. As a result, the Net Cost is unchanged.

*Estimated Fund Balance*

The year-end Fund Balance is estimated to be \$5,800 as of June 30, 2022, which is more than adequate to cover the Fund's Net Cost.

*Revenues*

Revenues will continue to be collected and may increase if further development is approved.

Personnel

There are no personnel costs associated with this fund.

Services and Supplies

An appropriation of \$20,000 has been set aside in the event that it is needed during the fiscal year in Special Departmental Expenses and \$5,000 in Other Contractual Services to cover the costs of a grant writer to pursue grants for a replacement fire engine.

Capital Projects/Fixed Assets

None are planned at this time.

**MAJOR POLICY CONSIDERATIONS**

There are no major policy considerations reflected in this budget.

BUDGET WORKSHEET

City Of Gonzales

Month: 6/30/2022	Prior	Current Year			(6)	(7)	(8)	
	Year Actual	Original Budget	Amended Budget	Actual Thru June	Estimated Total	Dept	CM	Adopted
Fund: 190 - Fire Impact Fund								
Revenues								
Dept: 000								
5270.000	20,192	15,000	15,000	0	0	15,000	15,000	
5510.000	0	0	0	0	0			
5515.000	4	400	400	0	400	400	400	
5637.000	0	0	0	0	0			
5650.000	0	0	0	0	0			
5701.000	0	0	0	0	0			
5821.000	0	0	0	0	0			
5850.000	0	0	0	0	0			
Dept: 000	20,196	15,400	15,400	0	400	15,400	15,400	0
Total Revenues	20,196	15,400	15,400	0	400	15,400	15,400	0
Expenditures								
Dept: 000								
6210.000	0	20,000	20,000	1,469	2,500	20,000	15,000	
6212.000	0	0	0	0	0			
6245.000	4,876	5,000	5,000	3,385	5,000	5,000	5,000	
6530.000	0	0	0	0	0			
6540.000	0	0	0	0	0			
6542.000	30,000	0	0	0	0			
Dept: 000	34,876	25,000	25,000	4,854	7,500	25,000	20,000	0
Total Expenditures	34,876	25,000	25,000	4,854	7,500	25,000	20,000	0
Fire Impact Fund	-14,680	-9,600	-9,600	-4,854	-7,100	-9,600	-4,600	0
Grand Total:	-14,680	-9,600	-9,600	-4,854	-7,100	-9,600	-4,600	0

**General Plan Impact Fund  
Budget Narrative for FY 2022-2023  
Budget Fund 200**

**DEPARTMENTAL MISSION**

This Fund is administered by the Community Development Department and was established to pay for periodic updates and revisions to the Gonzales General Plan and follow-up work in support of the General Plan. The financial resources supporting the fund are General Plan Maintenance Impact Fees, transfers from the general fund and other City accounts, grants, and interest income of funds on deposit as warranted.

**ACCOMPLISHMENTS FOR FY 2021-2022**

- Ongoing meetings with the land developers within the new growth area of the General Plan.
- Made some great headway on submitting the annexation application to Local Agency Formation Commission (LAFCO).
- Completed a major portion of the Supplemental Environmental Impact Report.

**DEPARTMENTAL GOALS FOR FY 2022-2023**

- Continue to search out new grant opportunities and apply whenever feasible - e.g., HCD's 'Local Early Action Planning' Program Funds ('LEAP' grant) to fund the 2023 Housing Element update with work to commence in FY 2022-2023.
- Complete and submit the annexation application for the Vista Lucia Specific Plan to submit to LAFCO for the new growth area.

**FY 2022-2023 RECOMMENDED BUDGET**

The Fund was originally created to address the financial needs of updating and maintaining the City's General Plan. Currently, it reflects no activity.

Revenues

There are currently no revenues.

Expenditures

There are currently no expenditures.

**MAJOR POLICY CONSIDERATIONS**

1. Refer to Fund 201 for Sphere of Influence development.
2. Begin planning in the near future for the General Plan Update to occur in the 2030 to 2032 timeframe.

BUDGET WORKSHEET

City Of Gonzales

Month: 6/30/2022	Prior Year Actual	Original Budget	Amended Budget	Current Year Actual Thru June	Estimated Total	(6) Dept	(7) CM	(8) Adopted
Fund: 200 - General Plan Impact Fund								
Revenues								
Dept: 000								
5262.000 Sphere of Influence Fees	0	0	0	0	0			
5355.000 General Plan Revision Fees	0	0	0	0	0			
5515.000 Interest Income	24	25	25	15	25	25	25	
5900.000 Transfer from Water	0	0	0	0	0			
5905.000 Transfer from Sewer	0	0	0	0	0			
5966.000 Transfer From Fund 201	0	0	0	0	0			
Dept: 000	24	25	25	15	25	25	25	0
Total Revenues	24	25	25	15	25	25	25	0
Expenditures								
Dept: 000								
6210.000 Special Departmental Expenses	0	0	0	0	0			
6230.000 Legal and Accounting	0	0	0	0	0			
6245.000 Other Contractual Services	0	0	0	0	0			
6260.000 Advertising	0	0	0	0	0			
6450.000 Prior Year Adjustment	0	0	0	0	0			
6900.000 Transfers to General Fund	0	0	0	0	0			
Dept: 000	0	0	0	0	0	0	0	0
Total Expenditures	0	0	0	0	0	0	0	0
General Plan Impact Fund	24	25	25	15	25	25	25	0
Grand Total:	24	25	25	15	25	25	25	0

# **Sphere of Influence Impact Fund Budget Narrative for FY 2022-2023 Budget Fund 201**

## **DEPARTMENTAL MISSION**

This Fund is administered by the Community Development Department and was established to fund the processing of the Sphere of Influence boundary change that was approved by LAFCO in 2014. This fund subsequently became the Fund to accommodate the two Environmental Impact Reports (EIR) that will be running their courses thru 2021 for the Vista Lucia Specific Plan, and 2022 for the Puente del Monte Specific Plan. These EIRs will address the future development in the new growth area to the east as approved in the City's 2010 General Plan. The financial resources supporting this fund are contributions from the land developers, and/or landowners within the Sphere of Influence area, the City, and grants that may be available. The City also contributed to this fund with SB 2 grant funds.

## **ACCOMPLISHMENTS FOR FY 2021-2022**

- Received REAP grant for \$65,000 for purposes of subsidizing the cost of the aforementioned environmental documents. Funding captured in 2020-21 and remaining to be captured in 2021-22.
- Continued to engage in extensive management and meetings with the two development teams (Pembroke and Jackson Family Investments) related to future east side development of the Vistal Lucia and Puente del Monte Specific Plans.
- Made significant progress on the Supplemental Environmental Impact Report and completed many of the interim improvement studies.
- Completed the Impact Fee Study

## **DEPARTMENTAL GOALS FOR FY 2022-2023**

- Complete and certify the SEIR for the new growth area.
- Complete and submit the annexation application to LAFCO.

## **FY 2022-2023 RECOMMENDED BUDGET**

This Fund's FY 2022-2023 Recommended Budget reflects no change in expenditures, and a decrease of (\$360,000) or (99%) in revenues, when compared to the FY 2021-2022 Approved Budget. As a result, the Net Cost is increased by \$360,000.

### *Estimated Fund Balance*

The year-end Fund Balance is estimated to be \$422,000 as of June 30, 2022, which is sufficient to offset the Net Cost.



Revenues

The reason for the decrease is most of the revenue anticipated has been received.

Expenditures

Expenditures reflected in the Fund are for consultants to finish the needed studies for the next growth phase of the City.

**MAJOR POLICY CONSIDERATIONS**

This fund is critical to moving towards annexation of the Vista Lucia Villages and Puente Del Monte Specific Plan projects. City Staff continuously seeks new grant funds to augment cost of work to be completed under Fund 201.

BUDGET WORKSHEET

City Of Gonzales

Month: 6/30/2022	Prior Year Actual	Original Budget	Amended Budget	Current Year Actual Thru June	Estimated Total	(6) Dept	(7) CM	(8) Adopted
Fund: 201 - Sphere of Influence Impact								
Revenues								
Dept: 000								
5262.000 Sphere of Influence Fees	46,288	0	0	0	0			
5515.000 Interest Income	702	2,500	2,500	168	2,500	2,500	2,500	
5637.000 Grant Proceeds	142,287	160,000	160,000	42,713	160,000	160,000		
5821.000 Other Income - Reimbursements	40,000	200,000	200,000	71,075	200,000	200,000		
5900.000 Transfer from Water	0	0	0	0	0			
Dept: 000	229,277	362,500	362,500	113,956	362,500	362,500	2,500	0
Total Revenues	229,277	362,500	362,500	113,956	362,500	362,500	2,500	0
Expenditures								
Dept: 000								
6110.000 Salaries-Regular Pay	0	0	0	0	0			
6210.000 Special Departmental Expenses	26	0	0	0	0			
6211.000 Office Supplies	0	0	0	0	0			
6230.000 Legal and Accounting	0	0	0	0	0			
6245.000 Other Contractual Services	302,916	200,000	200,000	68,544	200,000	200,000	200,000	
6260.000 Advertising	0	0	0	0	0			
6956.000 Transfer To Fund 200	0	0	0	0	0			
6957.000 Transfer To Fund 203	0	0	0	0	0			
Dept: 000	302,942	200,000	200,000	68,544	200,000	200,000	200,000	0
Total Expenditures	302,942	200,000	200,000	68,544	200,000	200,000	200,000	0
Sphere of Influence Impact	-73,665	162,500	162,500	45,412	162,500	162,500	-197,500	0
Grand Total:	-73,665	162,500	162,500	45,412	162,500	162,500	-197,500	0

**Public Safety Fund  
Budget Narrative for FY 2022-2023  
Budget Fund 210**

**DEPARTMENTAL MISSION**

This fund is administered by the Gonzales Police Department, who supports the Vision and Mission of the City of Gonzales by providing a cooperative community policing philosophy, to provide law enforcement services to our residents, businesses, and visitors.

The chief's goal of the Department is the safety of all our residents and visitors. The Department takes a zero-tolerance approach to all crime issues that face Gonzales. It is this collaborative working relationship with our businesses, and residents that makes Gonzales one of the safest communities in Monterey County.

**ACCOMPLISHMENTS FOR FY 2021-2022**

Please see Budget Unit 300.

**DEPARTMENTAL GOALS FOR FY 2022-2023**

Please see Budget Unit 300.

**FY 2022-2023 RECOMMENDED BUDGET**

The Department's FY 2022-2023 Recommended Budget reflects an increase of \$20,416 or 6% in expenditures and revenues, when compared to the FY 2021-2022 Approved Budget. As a result, the Requested Net Cost remains unchanged.

Revenues

The reason for the increase is due to the increased transfer from the General Fund to cover expenses.

The funds contained in this fund are a pass through from Fund 150, and also include AB 109 grant funds. They are used to pay salaries, and other direct front line efforts. AB 109 funding is being used to purchase equipment for the Department, explorer program, and items used for community outreach, such as the National Night Out in August.

The revenue source continues to hold steady, but it is no longer sufficient to fully cover the cost of the two Police Officers allocated to this fund.

Personnel

The Public Safety Fund is where grant monies collected in the Supplemental Law Enforcement Fund (150) are transferred to be used to pay the partial salaries and benefits for two Officers. The remaining costs are funded through the City's General Fund. At its inception, the fund was able to cover all of the salaries, benefits, and associated costs of one and a half Police Officer positions.

Services and Supplies

Services or supplies reflect contractual services for direct front line community activities and equipment needs of the Department.

Capital Projects/Fixed Assets

There are no capital projects or fixed assets associated with this fund.

**MAJOR POLICY CONSIDERATIONS**

As mentioned in the Narrative for Fund 150 – Supplemental Law Enforcement, the City must continue to address the inability of the current funding source to fully fund this program.

BUDGET WORKSHEET

City Of Gonzales

Month: 6/30/2022	Prior Year Actual	Original Budget	Amended Budget	Current Year Actual Thru June	Estimated Total	(6) Dept	(7) CM	(8) Adopted
Fund: 210 - Public Safety Fund								
Revenues								
Dept: 000								
5425.000 Vehicle Abatement Fees	5,077	4,000	4,000	-42	4,000	4,000	4,000	
5515.000 Interest Income	0	0	0	0	0			
5632.000 COPS FAST Grant	0	0	0	0	0			
5646.000 AB 109	0	0	0	0	0			
5647.000 Award 20 Grant	0	0	0	0	0			
5926.000 Transfer from SLESF	188,899	200,000	200,000	100,000	200,000	200,020	200,020	
5930.000 Transfer from General Fund	105,388	129,399	129,399	64,700	129,399	165,046	149,795	
Dept: 000	299,364	333,399	333,399	164,658	333,399	369,066	353,815	0
Total Revenues	299,364	333,399	333,399	164,658	333,399	369,066	353,815	0
Expenditures								
Dept: 000								
6110.000 Salaries-Regular Pay	150,001	151,551	151,551	135,994	151,551	166,296	166,296	
6111.000 Salaries-Overtime Pay	44,245	25,000	25,000	39,947	31,605	40,000	25,000	
6111.500 Overtime - Click it/Ticket it	0	0	0	0	0			
6113.000 Salaries-Differentials	14,156	17,190	17,190	14,640	17,190	18,863	18,863	
6120.000 Unemployment Insurance	0	0	0	0	0			
6131.000 Deferred Compensation Expense	0	0	0	0	0			
6132.000 Retirement - PERS	17,058	33,967	33,967	16,077	33,967	37,272	37,272	
6140.000 Life and Disability Insurance	1,411	2,837	2,837	1,121	2,837	1,378	1,378	
6150.000 Workers Comp Insurance	26,874	26,768	26,768	21,999	26,768	27,664	27,664	
6160.000 Social Security	15,800	14,821	14,821	14,438	14,821	17,224	16,077	
6170.000 Health and Dental Insurance	14,521	26,265	26,265	17,622	26,265	26,265	26,265	
6210.000 Special Departmental Expenses	0	0	0	0	0			
6212.000 Maintenance Supplies	0	0	0	0	0			
6245.000 Other Contractual Services	15,298	35,000	35,000	13,753	35,000	35,000	35,000	
6450.000 Prior Year Adjustment	0	0	0	0	0			
6540.000 Capital Outlay-Equipment	0	0	0	0	0			
6544.000 Equipment-Computers	0	0	0	0	0			
6900.000 Transfers to General Fund	0	0	0	0	0			
6924.000 Transfer to SLESF	0	0	0	0	0			
Dept: 000	299,364	333,399	333,399	275,591	340,004	369,962	353,815	0
Total Expenditures	299,364	333,399	333,399	275,591	340,004	369,962	353,815	0
Public Safety Fund	0	0	0	-110,933	-6,605	-896	0	0
Grand Total:	0	0	0	-110,933	-6,605	-896	0	0

**Police Impact Fund  
Budget Narrative for FY 2022-2023  
Budget Fund 220**

**DEPARTMENTAL MISSION**

This fund is administered by the Gonzales Police Department who supports the Vision and Mission of the City by providing public safety services, based on a cooperative community policing platform, to ensure the safety of all our residents, businesses, and visitors.

**DEPARTMENTAL PROGRAMS**

This fund is used to track revenues and expenditures associated with collection of Police Impact Fees received from new development within the City. Growth induced costs may be funded by the Budget Unit.

**ACCOMPLISHMENTS FOR FY 2021-2022**

Please see Budget Unit 300.

**DEPARTMENTAL GOALS FOR FY 2022-2023**

Please see Budget Unit 300.

**FY 2022-2023 RECOMMENDED BUDGET**

The Department's FY 2022-2023 Recommended Budget reflects no expenditures no change in revenues, when compared to the FY 2021-2022 Approved Budget. As a result, the Requested Net Cost remains unchanged.

*Estimated Fund Balance*

The year-end Fund Balance is estimated to be \$43,000 as of June 30, 2022.

*Revenues*

The budget reflects impact fee revenues expected from development.

*Expenditures*

The budget reflects no expenditures.

## **MAJOR POLICY CONSIDERATIONS**

There are no major policy considerations reflected in this budget.

BUDGET WORKSHEET

City Of Gonzales

Month: 6/30/2022	Prior Year Actual	Original Budget	Amended Budget	Current Year Actual Thru June	Estimated Total	(6) Dept	(7) CM	(8) Adopted
Fund: 220 - Police Impact Fund								
Revenues								
Dept: 000								
5271.000 Police Impact Fees	6,058	10,000	10,000	0	10,000	10,000	10,000	
5510.000 Investment Income	0	0	0	0	0			
5515.000 Interest Income	0	0	0	0	0			
5701.000 Charges for Current Services	0	0	0	0	0			
Dept: 000	6,058	10,000	10,000	0	10,000	10,000	10,000	0
Total Revenues	6,058	10,000	10,000	0	10,000	10,000	10,000	0
Expenditures								
Dept: 000								
6210.000 Special Departmental Expenses	0	0	0	0	0			
6211.000 Office Supplies	0	0	0	0	0			
6212.000 Maintenance Supplies	0	0	0	0	0			
6245.000 Other Contractual Services	0	0	0	0	0			
6316.000 Administrative Fees	0	0	0	0	0			
6325.000 Contingency Account	0	0	0	0	0			
6335.000 Block Grant Expenditures	0	0	0	0	0			
6530.000 Capital Outlay-Improvements	0	0	0	0	0			
6540.000 Capital Outlay-Equipment	0	0	0	0	0			
6542.000 Equipment-Vehicles	0	0	0	0	0			
Dept: 000	0	0	0	0	0	0	0	0
Total Expenditures	0	0	0	0	0	0	0	0
Police Impact Fund	6,058	10,000	10,000	0	10,000	10,000	10,000	0
Grand Total:	6,058	10,000	10,000	0	10,000	10,000	10,000	0



**Sewer Impact Fund  
Budget Narrative for FY 2022-2023  
Budget Fund 230**

**DEPARTMENTAL MISSION**

This fund is for capital improvements on the City's Wastewater System (pipelines, lift stations and Wastewater Treatment Plant (WWTP)) to support residential, commercial, and industrial development in Gonzales. Sewer Impact Fees are received from sewer connections and sewer allocations to residential, commercial, and industrial customers.

**DEPARTMENTAL PROGRAMS**

1. Plan, design, permit and construct conveyance improvements to support proposed development projects in the City's Sphere of Influence and other residential, commercial, and industrial growth in Gonzales.
2. Implement a sewer rate program to assess and collect appropriate fees to fund needed improvements.
3. Construct facilities needed to support SOI Development (residential and commercial projects) east of US101 in Gonzales.

**ACCOMPLISHMENTS FOR FY 2021-2022**

1. Completed the design of the two bid packages for the \$25M 1.0 MGD Industrial Wastewater Conveyance and Treatment Facility. This includes completing the EIR for the project and submitting for a State Revolving Fund loan from the State Water Resources Control Board.
2. Continued City staff's coordination and meetings with Regional Board staff to discuss on the operation of the existing WWTP and efforts to increase the WWTP capacity, such as the Industrial Wastewater System.
3. Completed the Rehabilitation of the Lift Station just downstream of the headworks at the WWTP. This was a \$600,000 capital improvement project.
4. Completed Aeration Pilot Project that will be used to augment existing aeration in the Treatment Ponds at the WWTP.
5. Continue coordination with Taylor Farms, Del Monte/Mann Packing and Braga Fresh on the water quality of their ag-wash water discharge to the city sewer system

**DEPARTMENTAL GOALS FOR FY 2022-2023**

1. Continue working on system improvements outlined in the City's Long-Term Wastewater Management Plan.
2. Design new aeration system for the WWTP on the Aeration Pilot Project.
3. Implement grease separator program with restaurants.
4. Implement Fat, Oils, and Grease Program with residential and commercial customers.

5. Launch Pretreatment Program based on current City Ordinances and new requirements. This includes outreach with the ag-processing facilities in the Industrial Business Park.
6. Over next three fiscal years, replace the Supervisory Control Access and Data Acquisition (SCADA) System.

## **FY 2022-2023 RECOMMENDED BUDGET**

This Fund's FY 2022-2023 Recommended Budget represents a significant increase of \$11.1 million in revenues, when compared to the FY 2021-2022 Approved Budget. As a result, the Requested Net Cost remains unchanged.

### Revenues

Revenues are anticipated from the expected State Water Revolving loan funds for the Wastewater Treatment Plant expansion project.

### Estimated Fund Balance

The year-end fund balance is estimated to be \$3,393,000 as of June 30, 2022, which is more than sufficient to cover the funds Net Cost.

### Personnel

There are no personnel costs related to this budget.

### Services and Supplies

Services and supplies reflect contractual services to continue the development and construction process for the separate Industrial WWTP and improve the existing WWTP.

### Capital Projects/Fixed Assets

This Budget reflects a significant cost increase for the Wastewater Treatment Plant expansion project; however, it is anticipated that adjustments will be brought before the Council for considerations and approval during the fiscal year to begin the first phase of the planned increase needed for the Wastewater Treatment Plant.

## **MAJOR POLICY CONSIDERATIONS**

There are major policy considerations related to the Wastewater Treatment Facility expanded capacity needs. It is anticipated that significant expansion and improvement project recommendations will be brought to your Council during the fiscal year.

BUDGET WORKSHEET

City Of Gonzales

Month: 6/30/2022	Prior Year Actual	Original Budget	Amended Budget	Current Year Actual Thru June	Estimated Total	(6) Dept	(7) CM	(8) Adopted
Fund: 230 - Sewer Impact Fund								
Revenues								
Dept: 000								
5272.000 Sewer Impact Fees	3,084,995	500,000	500,000	12,248	500,000	500,000	500,000	
5510.000 Investment Income	0	0	0	0	0			
5515.000 Interest Income	2,525	3,500	3,500	1,365	3,500	3,500	3,500	
5830.000 Debt Proceeds	0	0	0	0	0		11,100,000	
5860.000 Principal Payments Received	0	0	0	0	0			
Dept: 000	3,087,520	503,500	503,500	13,613	503,500	503,500	11,603,500	0
Total Revenues	3,087,520	503,500	503,500	13,613	503,500	503,500	11,603,500	0
Expenditures								
Dept: 000								
6210.000 Special Departmental Expenses	385	200	200	50	200	200	200	
6212.000 Maintenance Supplies	0	0	0	0	0			
6230.000 Legal and Accounting	0	0	3,445	3,445	3,445	3,445	10,000	
6235.000 Engineering and Surveying	1,001,728	250,000	250,000	429,746	250,000	250,000	1,500,000	
6245.000 Other Contractual Services	625,199	250,000	250,000	19,904	250,000	250,000	90,000	
6510.000 Capital Outlay-Land	0	0	0	22,143	22,143			
6530.000 Capital Outlay-Improvements	0	0	0	0	0		10,000,000	
6954.000 Transfer To Fund 460	0	0	0	0	0			
6955.000 Transfer to 407	0	0	0	0	0			
Dept: 000	1,627,312	500,200	503,645	475,288	525,788	503,645	11,600,200	0
Total Expenditures	1,627,312	500,200	503,645	475,288	525,788	503,645	11,600,200	0
Sewer Impact Fund	1,460,208	3,300	-145	-461,675	-22,288	-145	3,300	0
Grand Total:	1,460,208	3,300	-145	-461,675	-22,288	-145	3,300	0

**Circulation System Impact Fund  
Budget Narrative for FY 2022-2023  
Budget Fund 235**

**DEPARTMENTAL MISSION**

This impact fund is administered to provide transportation system improvements needed for orderly growth in Gonzales, in an efficient and effective manner.

**DEPARTMENTAL PROGRAMS**

- This fund is used to plan and implement street system improvements necessary to accommodate growth of the City.
- This fund assesses and collects proper fees to fund needed transportation improvements for planned growth.

**ACCOMPLISHMENTS FOR FY 2021-2022**

- Collected approved fees for system improvements.
- Continued directing vehicles and pedestrians at the Fifth Street Bridge during the morning commute.
- Continue coordination with Caltrans District 5 staff on improvements to the freeway interchanges based on the Circulation Master Plan for the new growth area needed for the Supplemental Environmental Impact Report (SEIR) and future Specific Plans.

**DEPARTMENTAL GOALS FOR FY 2022-2023**

- Continue to develop transportation improvements.
- Continue to guide and provide input on the SEIR and Specific Plans.

**FY 2023-2023 RECOMMENDED BUDGET**

This Fund's FY 2022-2023 Recommended Budget represents an increase of \$2,340 or 25% in expenditures, and an increase of \$2,340 or 4.3% in revenues, when compared to the FY 2021-2022 Approved Budget. As a result, the Requested Net Cost is unchanged.

Revenues

Revenues are very conservative but are likely to be higher because of expected development.

Estimated Fund Balance

The year-end Fund Balance is estimated to be \$212,400 of June 30, 2022, which is more than sufficient to cover the Fund's Net Cost.

Personnel

There are no personnel costs reflected in this budget.

Services and Supplies

Funding has been set aside to continue developing improvements for the City's street infrastructure.

Capital Projects/Fixed Assets

No capital projects/fixed assets are reflected in this budget. Future developments will be presented to the Council for consideration and approval as needed.

**MAJOR POLICY CONSIDERATIONS**

There are no major policy considerations in this fund at this time.

BUDGET WORKSHEET

City Of Gonzales

Month: 6/30/2022	Prior Year Actual	Original Budget	Amended Budget	Current Year Actual Thru June	Estimated Total	(6) Dept	(7) CM	(8) Adopted
Fund: 235 - Circulation System Impact								
Revenues								
Dept: 000								
5269.000 TAMC Regional Transportation F	33,901	0	2,240	2,866	2,240	2,240	2,240	
5278.000 Circulation System Impact Fees	120,647	50,000	50,000	0	50,000	50,000	50,000	
5515.000 Interest Income	113	1,000	1,000	55	1,000	1,000	1,000	
5674.000 Safe Route To School	0	0	0	0	0			
5860.000 Principal Payments Received	0	0	0	0	0			
Dept: 000	154,661	51,000	53,240	2,921	53,240	53,240	53,240	0
Total Revenues	154,661	51,000	53,240	2,921	53,240	53,240	53,240	0
Expenditures								
Dept: 000								
6210.000 Special Departmental Expenses	35,269	32,000	32,000	872	32,000	32,000	32,000	
6211.000 Office Supplies	0	0	0	0	0			
6235.000 Engineering and Surveying	53,680	50,000	50,000	0	50,000	50,000	50,000	
6240.000 Construction Services	0	0	0	0	0			
6245.000 Other Contractual Services	21,757	5,000	5,000	3,385	5,000	5,000	5,000	
6317.000 Regional Trans Impact Fee Prog	0	0	2,240	0	2,240	2,240	2,240	
6530.000 Capital Outlay-Improvements	0	0	0	0	0			
6540.000 Capital Outlay-Equipment	0	0	0	0	0			
Dept: 000	110,706	87,000	89,240	4,257	89,240	89,240	89,240	0
Total Expenditures	110,706	87,000	89,240	4,257	89,240	89,240	89,240	0
Circulation System Impact	43,955	-36,000	-36,000	-1,336	-36,000	-36,000	-36,000	0
Grand Total:	43,955	-36,000	-36,000	-1,336	-36,000	-36,000	-36,000	0

**Water Impact Fund  
Budget Narrative for FY 2022-2023  
Budget Fund 240**

**DEPARTMENTAL MISSION**

This impact fund is administered to provide improvements to the city water system to support planned and permitted development projects in Gonzales.

**DEPARTMENTAL PROGRAMS**

This fund is used for improvements to the water system needed to accommodate growth in Gonzales.

**ACCOMPLISHMENTS FOR FY 2021-2022**

- Received State permit to operate new City Well 7.
- Field mapped water facilities and inputted into the city's Geographic Information System (GIS)

**DEPARTMENTAL GOALS FOR FY 2022-2023**

Complete and bring online Well 7 after instrumentation and controls are finished

**FY 2022-2023 RECOMMENDED BUDGET**

This Fund's FY 2022-2023 Recommended Budget represents no change in expenditures and revenues, when compared to the FY 2021-2022 Approved Budget. As a result, the Requested Net Cost is unchanged.

*Estimated Fund Balance*

The year-end Fund Balance is estimated to be \$871,000 as of June 30, 2022, which is sufficient to cover the Fund's Net Cost.

*Revenues*

Revenues are anticipated from development. Conservative estimates are used in the budget process.

*Personnel*

There are no personnel costs reflected in this budget.

Services and Supplies

This budget reflects funds to further develop water system modeling for future system needs.

Capital Projects/Fixed Assets

Funding to has been left to cover any unexpected system projects.

**MAJOR POLICY CONSIDERATIONS**

There are no major policy considerations reflected in the budget.



BUDGET WORKSHEET

City Of Gonzales

Month: 6/30/2022	Prior Year Actual	Original Budget	Amended Budget	Current Year Actual Thru June	Estimated Total	(6) Dept	(7) CM	(8) Adopted
Fund: 240 - Water Impact Fund								
Revenues								
Dept: 000								
5273.000 Water Impact Fees	36,091	30,000	30,000	4,139	30,000	30,000	30,000	
5276.000 Water Impact Fire Protection	0	0	0	0	0			
5510.000 Investment Income	0	0	0	0	0			
5515.000 Interest Income	2,101	3,000	3,000	550	3,000	3,000	3,000	
5820.000 Other Income - Misc Payments	0	0	0	0	0			
5860.000 Principal Payments Received	0	0	0	0	0			
Dept: 000	38,192	33,000	33,000	4,689	33,000	33,000	33,000	0
Total Revenues	38,192	33,000	33,000	4,689	33,000	33,000	33,000	0
Expenditures								
Dept: 000								
6210.000 Special Departmental Expenses	0	0	0	0	0			
6211.000 Office Supplies	0	0	0	0	0			
6212.000 Maintenance Supplies	0	0	0	0	0			
6225.000 Utilities	0	0	0	0	0			
6235.000 Engineering and Surveying	0	10,000	10,000	22,582	10,000	10,000	10,000	
6245.000 Other Contractual Services	24,523	30,000	30,000	4,177	30,000	30,000	30,000	
6255.000 Liability Insurance	0	0	0	0	0			
6510.000 Capital Outlay-Land	0	0	0	0	0			
6530.000 Capital Outlay-Improvements	0	250,000	250,000	0	250,000	250,000	250,000	
Dept: 000	24,523	290,000	290,000	26,759	290,000	290,000	290,000	0
Total Expenditures	24,523	290,000	290,000	26,759	290,000	290,000	290,000	0
Water Impact Fund	13,669	-257,000	-257,000	-22,070	-257,000	-257,000	-257,000	0
Grand Total:	13,669	-257,000	-257,000	-22,070	-257,000	-257,000	-257,000	0

**Public Facilities Impact Fund  
Budget Narrative for FY 2022-2023  
Budget Fund 241**

**DEPARTMENTAL MISSION**

This Impact Fund is administered to provide public facilities required by planned growth in Gonzales.

**DEPARTMENTAL PROGRAMS**

This fund is used to track expenditures for improvements to City general facilities impacted and/or needed, as a result of development, and/or growth.

**ACCOMPLISHMENTS FOR FY 2021-2022**

- Continued development of the Community Center Complex Project.
- Via an exhaustive Request for Proposals (RFP) process, selected the three Design Build Entity Teams.
- City Council after receiving a lot of community input, approved the final design criteria for the Community Center Complex Project.
- Developed the financial strategy for the Community Center Complex Project.

**DEPARTMENTAL GOALS FOR FY 2022-2023**

- Solidify the funding for the Community Center Complex Project.
- Award the construction contract to the DBE for the Community Center Complex Project and begin construction.

**FY 2022-2023 RECOMMENDED BUDGET**

The Department's FY 2022-2023 Recommended Budget represents no change in expenditures and revenues when compared to the FY 2021-2022 Approved Budget. As a result, the Requested Net Cost remains unchanged.

*Estimated Fund Balance*

The year-end Fund Balance is estimated to be \$85,500 as of June 30, 2022, which is more than sufficient to offset the fund's net cost.

*Revenues*

This budget reflects revenues expected from development.

Personnel

There are no personnel costs reflected in this budget.

Services and Supplies

This budget will be utilized to reflect the funds to plan for improved public facilities as growth occurs, primarily the Community Center Complex Project.

Capital Projects/Fixed Assets

There are no capital improvements presented in this budget.

**MAJOR POLICY CONSIDERATIONS**

There are no major policy considerations reflected in this budget.

BUDGET WORKSHEET

City Of Gonzales

Month: 6/30/2022	Prior	Current Year			(6)	(7)	(8)	
	Year	Original	Amended	Actual Thru	Estimated			
	Actual	Budget	Budget	June	Total	Dept	CM	Adopted
Fund: 241 - Public Facilities Impact Mitig								
Revenues								
Dept: 000								
5277.000 Public Facilities Impact Fees	38,365	10,000	10,000	0	10,000	10,000	10,000	
5515.000 Interest Income	302	600	600	58	600	600	600	
Dept: 000	38,667	10,600	10,600	58	10,600	10,600	10,600	0
Total Revenues	38,667	10,600	10,600	58	10,600	10,600	10,600	0
Expenditures								
Dept: 000								
6210.000 Special Departmental Expenses	1,776	0	0	0	0			
6212.000 Maintenance Supplies	142	0	0	0	0			
6245.000 Other Contractual Services	4,876	25,000	25,000	3,385	25,000	25,000	25,000	
6275.000 Subscriptions and Training	0	0	0	0	0			
6530.000 Capital Outlay-Improvements	0	0	0	0	0			
Dept: 000	6,794	25,000	25,000	3,385	25,000	25,000	25,000	0
Total Expenditures	6,794	25,000	25,000	3,385	25,000	25,000	25,000	0
Public Facilities Impact Mitig	31,873	-14,400	-14,400	-3,327	-14,400	-14,400	-14,400	0
Grand Total:	31,873	-14,400	-14,400	-3,327	-14,400	-14,400	-14,400	0

**Public Uses Impact Fund  
Budget Narrative for FY 2022-2023  
Budget Fund 242**

**DEPARTMENTAL MISSION**

This impact fund is administered to provide public uses required by planned growth in Gonzales, in an efficient and effective manner.

**DEPARTMENTAL PROGRAMS**

This Fund is used to track expenditures for improvements or construction of the Community Center or other community facilities impacted, and/or needed as a result of development, and/or growth.

**ACCOMPLISHMENTS FOR FY 2021-2022**

- Continued development of the Community Center Complex Project.
- Via an exhaustive Request for Proposals (RFP) process, selected the three Design Build Entity Teams.
- City Council after receiving a lot of community input, approved the final design criteria for the Community Center Complex Project.
- Developed the financial strategy for the Community Center Complex Project.

**DEPARTMENTAL GOALS FOR FY 2022-2023**

- Continue to collect impact funds.
- Continue to work with community and other partners as appropriate to continue development of the Community Center Complex Project, and move it to the construction phase.
- Continue to work with and support the Gonzales Unified School District on constructing a much needed second Elementary School.

**FY 2022-2023 RECOMMENDED BUDGET**

The Department's FY 2022-2023 Recommended Budget represents a decrease of (\$5,000) or (50%) in expenditures and no change in revenues, when compared to the FY 2021-2022 Approved Budget. As a result, the Net Cost is decreased by (\$5,000).

*Estimated Fund Balance*

The year-end Fund Balance is estimated to be \$5,250 as of June 30, 2022, which is more than sufficient to cover the fund's net cost.

Revenues

This budget reflects minor interest revenues.

Expenditures

The budget reflects a small appropriation to cover minor expenditures if needed.

**MAJOR POLICY CONSIDERATIONS**

There are no major policy considerations in this fund.

BUDGET WORKSHEET

City Of Gonzales

Month: 6/30/2022	Prior Year Actual	Original Budget	Amended Budget	Current Year Actual Thru June	Estimated Total	(6) Dept	(7) CM	(8) Adopted
Fund: 242 - Public Uses Mitigation Fees								
Revenues								
Dept: 000								
5277.000 Public Facilities Impact Fees	0	0	0	0	0			
5515.000 Interest Income	67	150	150	13	150	150	150	
Dept: 000	67	150	150	13	150	150	150	0
Total Revenues	67	150	150	13	150	150	150	0
Expenditures								
Dept: 000								
6210.000 Special Departmental Expenses	0	0	0	0	0			
6235.000 Engineering and Surveying	1,140	5,000	5,000	0	0	5,000		
6245.000 Other Contractual Services	4,876	5,000	5,000	3,385	3,385	5,000	5,000	
Dept: 000	6,016	10,000	10,000	3,385	3,385	10,000	5,000	0
Total Expenditures	6,016	10,000	10,000	3,385	3,385	10,000	5,000	0
Public Uses Mitigation Fees	-5,949	-9,850	-9,850	-3,372	-3,235	-9,850	-4,850	0
Grand Total:	-5,949	-9,850	-9,850	-3,372	-3,235	-9,850	-4,850	0

**Storm Drainage Facilities Impact Fee  
Budget Narrative for FY 2022-2023  
Budget Fund 245**

**DEPARTMENTAL MISSION**

This impact fund is administered to provide storm drainage facilities for planned growth in Gonzales in an efficient and effective manner.

**DEPARTMENTAL PROGRAMS**

This fund is used to improve the stormwater drainage systems, necessary to accommodate growth within the City.

**ACCOMPLISHMENTS FOR FY 2021-2022**

- Updated stormwater impact fees

**DEPARTMENTAL GOALS FOR FY 2022-2023**

- Continue collection of appropriate stormwater drainage facilities impact funds.
- Continue implementing the stormwater permit.

**FY 2022-2023 RECOMMENDED BUDGET**

This Fund's FY 2022-2023 Recommended Budget represents no change in expenditures, and revenues, when compared to the FY 2021-2022 Approved Budget. As a result, the Requested Net Cost is unchanged.

*Estimated Fund Balance*

The year-end Fund Balance is estimated to be \$42,000 as of June 30, 2022.

*Revenues*

Minimal revenues are anticipated from development.

*Personnel*

There are no personnel costs reflected in this budget.

*Services and Supplies*

This budget reflects some funding to assist in funding long-term growth needs.



Capital Projects/Fixed Assets

There are no capital projects/fixed assets reflected in this budget.

**MAJOR POLICY CONSIDERATIONS**

Consideration of developing a Master Drainage Plan for the neighborhoods west of US101 with a focus on Old Town and Alta Street.

BUDGET WORKSHEET

City Of Gonzales

Month: 6/30/2022	Prior Year Actual	Original Budget	Amended Budget	Current Year Actual Thru June	Estimated Total	(6) Dept	(7) CM	(8) Adopted
Fund: 245 - Storm Drainage Facil Impact								
Revenues								
Dept: 000								
5279.000 Storm Drainage Impact Fees	31,802	20,000	20,000	0	20,000	20,000	20,000	
5515.000 Interest Income	0	0	0	0	0			
Dept: 000	31,802	20,000	20,000	0	20,000	20,000	20,000	0
Total Revenues	31,802	20,000	20,000	0	20,000	20,000	20,000	0
Expenditures								
Dept: 000								
6210.000 Special Departmental Expenses	0	0	0	0	0			
6235.000 Engineering and Surveying	10,793	10,000	10,000	0	10,000	10,000	10,000	
6245.000 Other Contractual Services	4,876	5,000	5,000	3,385	5,000	5,000	5,000	
Dept: 000	15,669	15,000	15,000	3,385	15,000	15,000	15,000	0
Total Expenditures	15,669	15,000	15,000	3,385	15,000	15,000	15,000	0
Storm Drainage Facil Impact	16,133	5,000	5,000	-3,385	5,000	5,000	5,000	0
Grand Total:	16,133	5,000	5,000	-3,385	5,000	5,000	5,000	0

**Park Impact  
Budget Narrative for FY 2022-2023  
Budget Fund 250**

**DEPARTMENTAL MISSION**

This impact fund is administered to improve and expand the city's Park System.

**DEPARTMENTAL PROGRAMS**

- This fund collects approved fees from development projects.
- This fund is used to finance park improvement projects required for planned growth.

**ACCOMPLISHMENTS FOR FY 2021-2022**

- There was no activity in this fund for this fiscal year.

**DEPARTMENTAL GOALS FOR FY 2022-2023**

- Install Phase Two improvements at Skate Park using monies from Proposition 68 Park Bond Funds

**FY 2022-2023 RECOMMENDED BUDGET**

This Fund's FY 2022-2023 Recommended Budget represents no change in expenditures and revenues, when compared to the FY 2021-2022 Approved Budget.

Revenues

The revenues reflected is \$170,000 in grant funds from Proposition 68 Park Bond Funds.

Personnel

There are no personnel costs reflected in this budget.

Services and Supplies

The budget reflects no services and supplies.

Capital Projects/Fixed Assets

The budget reflects capital outlay improvements of \$170,000 to complete the Phase Two of the Skatepark.

## **MAJOR POLICY CONSIDERATIONS**

In the future, when funding is identified, completing a “Park Master Plan” would be valuable to coordinate future parks and open space.

The next expected revenue to this fund will occur when the next housing project materializes.

BUDGET WORKSHEET

City Of Gonzales

Month: 6/30/2022	Prior	Current Year			(6)	(7)	(8)	
	Year	Original	Amended	Actual Thru	Estimated			
	Actual	Budget	Budget	June	Total	Dept	CM	Adopted
Fund: 250 - Park Impact Fund								
Revenues								
Dept: 000								
5274.000	0	0	0	0	0			
5275.000	0	0	0	0	0			
5277.000	0	0	0	0	0			
5510.000	0	0	0	0	0			
5515.000	0	0	0	0	0			
5521.000	0	0	0	0	0			
5820.000	0	0	0	0	0			
5826.000	0	170,000	170,000	0	170,000	170,000	170,000	
Dept: 000	0	170,000	170,000	0	170,000	170,000	170,000	0
Total Revenues	0	170,000	170,000	0	170,000	170,000	170,000	0
Expenditures								
Dept: 000								
6210.000	0	0	0	0	0			
6212.000	0	0	0	0	0			
6230.000	0	0	0	0	0			
6235.000	0	0	0	0	0			
6245.000	0	0	0	0	0			
6260.000	0	0	0	0	0			
6275.000	0	0	0	0	0			
6530.000	0	170,000	170,000	0	170,000	170,000	170,000	
6610.000	0	0	0	0	0			
6620.000	0	0	0	0	0			
Dept: 000	0	170,000	170,000	0	170,000	170,000	170,000	0
Total Expenditures	0	170,000	170,000	0	170,000	170,000	170,000	0
Park Impact Fund	0	0	0	0	0	0	0	0
Grand Total:	0	0	0	0	0	0	0	0

**Intersection Improvement Fund  
Budget Narrative for FY 2021-2022  
Budget Fund 260**

**DEPARTMENTAL MISSION**

This impact fund is administered to provide improvement projects needed for growth around intersection improvements in an efficient and effective manner. This fund was set up to fund the future improvements on Fifth Street at US 101.

**DEPARTMENTAL PROGRAMS**

- Traffic intersection improvements.

**ACCOMPLISHMENTS FOR FY 2021-2022**

- Maintained the funds for the future intersection improvements on Fifth Street.
- Public Works staff continued directing vehicles and pedestrians at the on/off ramps during the morning school hours until COVID necessitated “shelter in place” and remote learning for school children.

**DEPARTMENTAL GOALS FOR FY 2022-2023**

- Continue to collect fair share of improvement costs from approved development projects for improvements on Fifth Street.
- Explore new ways to improve vehicle and pedestrian movements across the Fifth Street Bridge.

**FY 2022-2023 RECOMMENDED BUDGET**

This Fund’s FY 2022-2021 Recommended Budget represents no change in expenditures and revenues, when compared to the FY 2021-2022 Approved Budget. As a result, the Requested Net Cost is unchanged.

*Estimated Fund Balance*

The year-end Fund Balance is estimated to be \$376,400 as of June 30, 2022, which is enough to cover this Fund’s Net Cost.

*Revenues*

Revenues reflected in the budget are interest earnings.

Personnel

There are no personnel costs reflected in this budget.

Services and Supplies

This area includes a set aside for planning and engineering to further development improvements to the traffic flow on the Fifth Street Bridge.

Capital Projects/Fixed Assets

This area includes a set aside for projects that may be developed and brought forth to the City Council for consideration and approval.

**MAJOR POLICY CONSIDERATIONS**

As the City grows within the Sphere of Influence area, the Fifth Street Bridge will experience more traffic. As a result, these developments will be responsible for improvements in traffic flow and making improvements to the north and south interchanges.

BUDGET WORKSHEET

City Of Gonzales

Month: 6/30/2022	Prior Year Actual	Original Budget	Amended Budget	Current Year Actual Thru June	Estimated Total	(6) Dept	(7) CM	(8) Adopted
Fund: 260 - Intersection Improvement Fund								
Revenues								
Dept: 000								
5275.000 Signalization Fees	0	0	0	0	0			
5515.000 Interest Income	576	1,000	1,000	160	1,000	1,000	1,000	
Dept: 000	576	1,000	1,000	160	1,000	1,000	1,000	0
Total Revenues	576	1,000	1,000	160	1,000	1,000	1,000	0
Expenditures								
Dept: 000								
6210.000 Special Departmental Expenses	0	0	0	0	0			
6235.000 Engineering and Surveying	0	10,000	10,000	0	10,000	10,000	10,000	
6245.000 Other Contractual Services	0	0	0	0	0			
6530.000 Capital Outlay-Improvements	0	125,000	125,000	0	0	125,000	125,000	
Dept: 000	0	135,000	135,000	0	10,000	135,000	135,000	0
Total Expenditures	0	135,000	135,000	0	10,000	135,000	135,000	0
Intersection Improvement Fund	576	-134,000	-134,000	160	-9,000	-134,000	-134,000	0
Grand Total:	576	-134,000	-134,000	160	-9,000	-134,000	-134,000	0



**California Breeze Parks and Open Space  
Maintenance Assessment Districts Phases I, II, & III  
Budget Narrative for FY 2022-2023  
Budget Fund 270**

**DEPARTMENTAL MISSION**

These Assessment Districts fund the maintenance of the public landscaped areas and Meyer Park in the California Breeze subdivision.

**DEPARTMENTAL PROGRAMS**

- Maintain Meyer Park.
- Maintain street landscaping in the California Breeze Subdivision.
- Maintain drainage ponds.

**ACCOMPLISHMENTS FOR FY 2021-2022**

- Maintained Meyer Park.
- Maintained street landscaping in the California Breeze Subdivision.
- Maintained storm water detention ponds.
- Improved landscape maintenance.

**FUND GOALS FOR FY 2022-2023**

- Continue to maintain Meyer Park.
- Replace some of the play equipment.

**FY 2022-2023 RECOMMENDED BUDGET**

This Fund's FY 2022-2023 Recommended Budget represents a decrease of (\$1,408) or (1.3%) in expenditures and no change in revenues, when compared to the FY 2021-2022 Approved Budget. As a result, the Requested Net Cost is decreased by (\$1,408).

Revenues

The estimate is based on prior year actuals.

Personnel

This fund's budget pays for contract landscape maintenance services and Public Works staff's time spent maintaining landscaped areas in the California Breeze Subdivision.

Services and Supplies

This category reflects the necessary items to provide required maintenance to the district's facilities. In addition, it funds the landscape maintenance contract.

Capital Projects/Fixed Assets

The Budget reflects no capital projects or fixed assets.

**MAJOR POLICY CONSIDERATIONS**

The turf and irrigation system at Meyer Park will need replacement in the future as funds accrue.

BUDGET WORKSHEET

City Of Gonzales

Month: 6/30/2022	Prior	Current Year			(6)	(7)	(8)	
	Year Actual	Original Budget	Amended Budget	Actual Thru June	Estimated Total	Dept	CM	Adopted
Fund: 270 - CA Breeze Park Maintenance								
Revenues								
Dept: 000								
5110.000	77,784	77,500	77,500	77,128	77,500	77,500	77,500	
5120.000	0	0	0	0	0			
5130.000	113	150	150	130	150	150	150	
5140.000	0	0	0	0	0			
5515.000	0	250	250	0	250	250	250	
Dept: 000	77,897	77,900	77,900	77,258	77,900	77,900	77,900	0
Total Revenues	77,897	77,900	77,900	77,258	77,900	77,900	77,900	0
Expenditures								
Dept: 000								
6110.000	28,772	28,902	28,902	21,011	28,902	27,808	27,808	
6111.000	1,084	400	681	1,479	681	400	400	
6112.000	0	0	0	0	0			
6113.000	31	840	840	896	840	1,101	1,101	
6131.000	0	287	287	0	287			
6132.000	4,809	5,685	5,685	1,803	5,685	5,527	5,527	
6140.000	305	494	494	192	494	373	373	
6150.000	1,676	1,669	1,669	1,372	1,669	1,724	1,724	
6160.000	2,201	2,306	2,306	1,672	2,306	2,242	2,242	
6170.000	8,976	9,613	9,613	7,320	9,613	9,613	9,613	
6210.000	1,952	4,000	4,000	825	4,000	4,000	4,000	
6211.000	0	0	0	0	0			
6212.000	23	500	500	34	500	500	500	
6220.000	0	0	0	0	0			
6225.000	12,326	12,000	12,000	81,837	12,000	12,000	12,000	
6226.000	0	0	0	0	0			
6230.000	522	100	100	222	100	100	100	
6235.000	2,674	5,000	5,000	1,231	5,000	5,000	5,000	
6245.000	18,990	30,000	30,000	17,736	30,000	30,000	30,000	
6260.000	426	0	0	0	0			
6530.000	0	0	0	0	0			
6542.000	0	0	0	0	0			
6900.000	5,000	5,000	5,000	2,500	5,000	5,000	5,000	
Dept: 000	89,767	106,796	107,077	140,130	107,077	105,388	105,388	0
Total Expenditures	89,767	106,796	107,077	140,130	107,077	105,388	105,388	0

BUDGET WORKSHEET

City Of Gonzales

Month: 6/30/2022	Prior	Current Year				(6)	(7)	(8)
	Year	Original	Amended	Actual Thru	Estimated	Dept	CM	Adopted
	Actual	Budget	Budget	June	Total			
CA Breeze Park Maintenance	-11,870	-28,896	-29,177	-62,872	-29,177	-27,488	-27,488	0
<b>Grand Total:</b>	-11,870	-28,896	-29,177	-62,872	-29,177	-27,488	-27,488	0

**California Breeze Benefit Assessment Districts  
Budget Narrative for FY 2022-2023  
Budget Fund 280-290-300**

**DEPARTMENTAL MISSION**

These Assessment Districts fund the maintenance efforts for certain public improvements in the California Breeze Subdivision. The streets, streetlights, drainage pond, and storm drains are maintained in an efficient manner for the benefit of the residents of the subdivision. In FY 2021-2022, in order to simplify the administration and reporting of these funds, they were consolidated in Fund 280.

**DEPARTMENTAL PROGRAMS**

- Maintain streets, street lighting, sweeping, striping, and signage in the California Breeze Subdivision.
- Maintain the stormwater drainage system in the California Breeze Subdivision.

**ACCOMPLISHMENTS FOR FY 2021-2022**

- Maintained streetlights.
- Continued street sweeping in the California Breeze Subdivision.
- Maintained the stormwater drainage system in the California Breeze Subdivision.

**DEPARTMENTAL GOALS FOR FY 2022-2023**

- Several streets will be included in the upcoming Slurry Seal Project
- Maintain streets of the California Breeze Subdivision in an efficient and cost-effective manner within the approved budget.
- Stripe streets as needed.
- Replace street signs as needed.
- Maintain street sweeping program.

**FY 2022-2023 RECOMMENDED BUDGET**

*FUND 280-290-300 - California Breeze Phase I, II, and III*

This consolidated fund for the FY 2022-2023 Recommended Budget represents essentially no changes in expenditures and revenues, when compared to the FY 2021-2022 Approved Budget. As a result, the Requested Net Cost is unchanged.

### Estimated Fund Balance

The year-end Fund Balances estimate for all three funds combined is \$185,500 as of June 30, 2022, which is more than sufficient to offset the Fund's Net cost.

### Revenues

Revenues, which are special assessments, are projected to decrease slightly.

### Personnel

These budgets pay for Public Works Department staff that maintains the districts' assets.

### Services and Supplies

These budgets pay for streetlights and maintenance supplies required to provide the best public streets, and drainage to meet the needs of area residents. In addition, it reflects:

- Clearing and dredging the percolation pond.
- This fund's share of the Stormwater Plan.
- A proactive Street Sign Replacement Program.
- This Fund's share of the implementation of the pavement management plan.

### Capital Projects/Fixed Assets

There is no capital outlay reflected in these budgets.

## **MAJOR POLICY CONSIDERATIONS**

The property tax assessments generated by these three districts, are intended to minimize the maintenance financial obligations generated by the development of this subdivision on the City's General Fund. The street repair funds are accumulated for large street repairs. All three districts will fund road repairs and striping as funds become available.

BUDGET WORKSHEET

City Of Gonzales

Month: 6/30/2022	Prior	Current Year				(6)	(7)	(8)
	Year Actual	Original Budget	Amended Budget	Actual Thru June	Estimated Total	Dept	CM	Adopted
Fund: 280 - CA Breeze Maintenance #1								
Revenues								
Dept: 000								
5110.000 Property Taxes-Secured	14,901	65,900	65,900	65,389	65,900	65,900	65,900	
5130.000 Property Taxes-Prior Year	0	0	107	107	107	107	107	
5515.000 Interest Income	192	1,200	1,200	158	1,200	1,200	1,200	
Dept: 000	15,093	67,100	67,207	65,654	67,207	67,207	67,207	0
Total Revenues	15,093	67,100	67,207	65,654	67,207	67,207	67,207	0
Expenditures								
Dept: 000								
6110.000 Salaries-Regular Pay	2,750	11,956	11,956	10,729	11,956	11,891	11,891	
6111.000 Salaries-Overtime Pay	0	85	85	0	85	80	80	
6112.000 Salaries-Extra Help	0	0	0	0	0			
6113.000 Salaries-Differentials	4	0	0	0	0			
6132.000 Retirement - PERS	443	2,271	2,271	920	2,271	2,257	2,257	
6140.000 Life and Disability Insurance	29	215	215	99	215	107	107	
6150.000 Workers Comp Insurance	135	590	590	485	590	610	610	
6160.000 Social Security	206	921	921	800	921	916	916	
6170.000 Health and Dental Insurance	299	1,173	1,173	1,404	1,173	1,087	1,087	
6210.000 Special Departmental Expenses	0	500	500	0	500	500	500	
6212.000 Maintenance Supplies	747	635	635	901	635	635	635	
6213.000 Oils and Lubricants	269	850	850	166	850	850	850	
6225.000 Utilities	997	12,700	12,700	2,720	12,700	12,700	12,700	
6230.000 Legal and Accounting	221	450	450	483	450	450	450	
6235.000 Engineering and Surveying	804	6,400	6,400	1,867	6,400	6,400	6,400	
6245.000 Other Contractual Services	7,428	30,000	30,000	1,697	30,000	30,000	30,000	
6248.000 Street Sweeping	0	0	0	0	0			
6260.000 Advertising	100	150	150	0	150	150	150	
6530.000 Capital Outlay-Improvements	0	0	0	0	0			
6900.000 Transfers to General Fund	4,000	14,000	14,000	7,000	14,000	14,000	14,000	
Dept: 000	18,432	82,896	82,896	29,271	82,896	82,633	82,633	0
Total Expenditures	18,432	82,896	82,896	29,271	82,896	82,633	82,633	0
CA Breeze Maintenance #1	-3,339	-15,796	-15,689	36,383	-15,689	-15,426	-15,426	0
Grand Total:	-3,339	-15,796	-15,689	36,383	-15,689	-15,426	-15,426	0

**Canyon Creek Parks & Open Space  
Maintenance Assessment Districts Phase I, II, & III  
Budget Narrative for FY 2022-2023  
Budget Fund 302**

**DEPARTMENTAL MISSION**

These Assessment Districts are administered to provide maintenance for parks and open spaces in the Canyon Creek Subdivision.

**DEPARTMENTAL PROGRAMS**

- Maintain Canyon Creek Park and the Tot Lot Park.
- Maintain street landscaping in the Canyon Creek Subdivision.
- Maintain storm water retention basin.
- Manage slough clearing at Canyon Creek Park.

**ACCOMPLISHMENTS FOR FY 2021-2022**

- Maintained Canyon Creek parks.
- Maintained street landscaping in the Canyon Creek Subdivision.
- Maintained drainage pond.
- Coordinated slough clearing with adjacent farming operations.
- Contracted landscape maintenance.

**DEPARTMENTAL GOALS FOR FY 2022-2023**

- Continue to maintain Canyon Creek parks so they can be used in the most efficient manner possible.
- Monitor contract landscaping maintenance.
- Continue to maintain drainage through the Canyon Creek Park area through coordinated efforts with adjacent property owners.
- Engage Landscape Architect to begin conceptual design of Phase 2 of the Canyon Creek Park

**FY 2022-2023 RECOMMENDED BUDGET**

The Fund's FY 2022-2023 Recommended Budget represents a slight increase of \$1,122 or 2.5% in expenditures, and no change in revenues, when compared to the FY 2021-2022 Approved Budget. As a result, the Requested Net Cost decreased by (\$1,122).



Estimated Fund Balance

The year-end fund balance for this fund is estimated to be \$599,000 as of June 30, 2022.

Revenues

Revenues, which are special assessments (paid for as part of the property tax bill), are based on prior actuals.

Personnel

This fund's budget includes the landscape maintenance contract and Public Works staff for efforts spent maintaining areas of the Canyon Creek Subdivision.

Services and Supplies

This category reflects the necessary items to provide required maintenance to the district's facilities. The landscape maintenance contract is included in this line item.

Capital Projects/Fixed Assets

The budget does not reflect any capital projects at this time.

**MAJOR POLICY CONSIDERATIONS**

The property tax assessments generated by these districts, are intended to minimize the maintenance financial obligations generated by the development of this subdivision on the City's General Fund. With time, it is hoped that these funds will be used to match other sources to build the full park.

BUDGET WORKSHEET

City Of Gonzales

Month: 6/30/2022	Prior	Current Year				(6)	(7)	(8)
	Year Actual	Original Budget	Amended Budget	Actual Thru June	Estimated Total	Dept	CM	Adopted
Fund: 302 - Canyon Creek Park & Park Maint								
Revenues								
Dept: 000								
5110.000	101,648	101,450	101,450	139,224	101,450	101,450	101,450	
5130.000	0	0	0	0	0			
5515.000	897	1,800	1,800	206	1,800	1,800	1,800	
Dept: 000	102,545	103,250	103,250	139,430	103,250	103,250	103,250	0
Total Revenues	102,545	103,250	103,250	139,430	103,250	103,250	103,250	0
Expenditures								
Dept: 000								
6110.000	4,149	4,177	2,618	814	2,618	2,631	2,631	
6111.000	0	0	0	0	0			
6112.000	0	0	0	0	0			
6113.000	7	0	0	0	0	131	131	
6114.000	0	0	0	0	0			
6131.000	0	0	0	0	0			
6132.000	685	788	788	67	788	521	521	
6140.000	44	84	84	7	84	84	84	
6150.000	186	185	185	152	185	191	191	
6160.000	294	320	320	57	320	211	211	
6170.000	1,012	1,157	1,157	176	1,157	1,157	1,157	
6210.000	0	500	500	825	500	500	500	
6212.000	35	500	2,325	4,375	2,325	2,325	2,325	
6220.000	0	0	0	0	0			
6225.000	3,512	1,500	2,582	3,122	2,582	2,582	2,582	
6230.000	743	500	500	521	500	500	500	
6235.000	574	2,500	2,500	3,231	2,500	2,500	2,500	
6245.000	25,044	31,868	31,868	25,453	31,868	31,868	31,868	
6248.000	0	0	0	0	0			
6260.000	519	0	0	0	0			
6530.000	0	0	0	0	0			
6542.000	0	0	0	0	0			
6900.000	0	0	0	0	0			
Dept: 000	36,804	44,079	45,427	38,800	45,427	45,201	45,201	0
Total Expenditures	36,804	44,079	45,427	38,800	45,427	45,201	45,201	0
Canyon Creek Park & Park Maint	65,741	59,171	57,823	100,630	57,823	58,049	58,049	0
Grand Total:	65,741	59,171	57,823	100,630	57,823	58,049	58,049	0

# **Canyon Creek Benefit Assessment Districts Phase I, II, & III**

## **Budget Narrative for FY 2022-2023**

### **Budget Fund 304-306-308**

#### **DEPARTMENTAL MISSION**

These Assessment Districts are administered to maintain certain improvements in the Canyon Creek subdivision. The streets, streetlights, drainage pond, and stormwater drains are maintained in an efficient manner possible for the benefit of the residents of the subdivision. In FY 2021-2022, in order to simplify the administration and reporting of these funds, they were all consolidated into Fund 304.

#### **DEPARTMENTAL PROGRAMS**

- Maintain street lighting, striping, and signage in the Canyon Creek Subdivision.
- Maintain the Stormwater Drainage System in the Canyon Creek Subdivision.

#### **ACCOMPLISHMENTS FOR FY 2021-2022**

- Maintained streetlights.
- Maintained the Stormwater Drainage System.

#### **DEPARTMENTAL GOALS FOR FY 2022-2023**

- Maintain streets by repairing potholes, restriping, and replacing signs as needed.
- Provide graffiti abatement quickly.

#### **FY 2022-2023 RECOMMENDED BUDGET**

##### *FUND 304-306-308 - Canyon Creek Phase I, II, and III*

This consolidated fund for the FY 2022-2023 Recommended Budget represents no change in expenditures and revenues, when compared to the FY 2021-2022 Approved Budget. As a result, the Requested Net Cost is decreased slightly.

##### *Estimated Fund Balance*

The year-end Fund Balances are estimated to be \$956,500 for the consolidated Funds as of June 30, 2022.

##### *Revenues*

Revenues, which are special assessments, are based on prior year activity.

##### *Personnel*

These funds pay for Public Works staff that supports the districts' assets.

### Services and Supplies

This Fund pays for the maintenance efforts and supplies related to the upkeep of the:

- Gonzales Slough.
- Canyon Creek storm drain lines.
- Canyon Creek Storm Water Retention Pond.
- Roadways including streetlights, striping and signage.

### Capital Projects/Fixed Assets

There is no capital outlay included in these budgets this fiscal year.

## **MAJOR POLICY CONSIDERATIONS**

The property tax assessments generated by these three districts, are intended to minimize the maintenance financial obligations generated by the development of this subdivision on the City's general fund.

BUDGET WORKSHEET

City Of Gonzales

Month: 6/30/2022	Prior	Current Year			(6)	(7)	(8)	
	Year Actual	Original Budget	Amended Budget	Actual Thru June	Estimated Total	Dept	CM	Adopted
Fund: 304 - Canyon Creek Maintenance #1								
Revenues								
Dept: 000								
5110.000	37,406	127,000	127,000	151,134	127,000	127,000	127,000	
5130.000	0	0	0	0	0			
5515.000	867	3,550	3,550	533	3,550	3,550	3,550	
Dept: 000	38,273	130,550	130,550	151,667	130,550	130,550	130,550	0
Total Revenues	38,273	130,550	130,550	151,667	130,550	130,550	130,550	0
Expenditures								
Dept: 000								
6110.000	2,102	7,736	7,736	6,968	7,736	8,175	8,175	
6111.000	0	55	55	0	55	55	55	
6112.000	0	0	0	0	0			
6113.000	3	0	0	0	0			
6132.000	332	1,470	1,470	597	1,470	1,552	1,552	
6140.000	22	139	139	64	139	73	73	
6150.000	125	435	435	357	435	450	450	
6160.000	158	596	596	520	596	630	630	
6170.000	224	760	760	915	760	747	747	
6210.000	0	3,625	3,625	0	3,625	3,625	3,625	
6212.000	0	7,875	7,875	1,024	7,875	7,875	7,875	
6213.000	269	850	850	111	850	850	850	
6225.000	2,245	10,150	10,342	11,262	10,342	10,342	10,342	
6230.000	498	750	750	707	750	750	750	
6235.000	164	12,500	12,500	1,307	12,500	12,500	12,500	
6245.000	0	20,000	20,000	3,496	20,000	20,000	20,000	
6248.000	0	0	0	0	0			
6260.000	115	0	0	0	0			
6530.000	0	0	0	0	0			
6900.000	5,000	15,000	15,000	7,500	15,000	15,000	15,000	
6927.000	0	0	0	0	0			
Dept: 000	11,257	81,941	82,133	34,828	82,133	82,624	82,624	0
Total Expenditures	11,257	81,941	82,133	34,828	82,133	82,624	82,624	0
Canyon Creek Maintenance #1	27,016	48,609	48,417	116,839	48,417	47,926	47,926	0
Grand Total:	27,016	48,609	48,417	116,839	48,417	47,926	47,926	0

**Cipriani Estates Parks & Open Space Maintenance  
Assessment District  
Budget Narrative for FY 2022-2023  
Budget Fund 310**

**DEPARTMENTAL MISSION**

This Assessment District is administered to provide maintenance and replacement of equipment for Venice Way Park and associated open spaces in the Cipriani Estates Subdivision.

**DEPARTMENTAL PROGRAMS**

- Maintain Venice Way Park.
- Maintain entryway landscaping.

**ACCOMPLISHMENTS FOR FY 2021-2022**

- Maintained Venice Way Park.

**DEPARTMENTAL GOALS FOR FY 2022-2023**

- Continue the maintenance of the Venice Way Park.
- Add additional picnic equipment.

**FY 2022-2023 RECOMMENDED BUDGET**

The Fund's FY 2022-2023 Recommended Budget represents no real change in expenditures and revenues, when compared to the FY 2021-2022 Approved Budget. As a result, the Requested Net Cost is increased slightly.

*Estimated Fund Balance*

The year-end Fund Balance is estimated to be \$219,900 as of June 30, 2022.

*Revenues*

Revenues, which are special assessments, have essentially remained constant.

*Personnel*

This fund's budget compensates the Public Works Department for time spent maintaining areas of the Cipriani Estates Subdivision.

Services and Supplies

This category reflects the necessary items to provide required maintenance to the district's facilities and a landscape maintenance contract.

Capital Projects/Fixed Assets

There are no capital projects or fixed assets reflected. It is anticipated that during the fiscal year, a play structure and/or shade structure, along with added table and barbecue pit, will be brought to the Council for approval, at which time, the budget will be amended.

**MAJOR POLICY CONSIDERATIONS**

There are no major policy considerations for this district at this time.

BUDGET WORKSHEET

City Of Gonzales

Month: 6/30/2022	Prior Year Actual	Original Budget	Amended Budget	Current Year Actual Thru June	Estimated Total	(6) Dept	(7) CM	(8) Adopted
Fund: 310 - Cipriani Estates Park Maint								
Revenues								
Dept: 000								
5110.000 Property Taxes-Secured	38,678	39,000	39,000	43,172	39,000	39,000	39,000	
5120.000 Property Taxes-Unsecured	0	0	0	0	0			
5130.000 Property Taxes-Prior Year	0	0	0	0	0			
5515.000 Interest Income	538	750	750	114	750	750	750	
Dept: 000	39,216	39,750	39,750	43,286	39,750	39,750	39,750	0
Total Revenues	39,216	39,750	39,750	43,286	39,750	39,750	39,750	0
Expenditures								
Dept: 000								
6132.000 Retirement - PERS	0	0	0	0	0			
6210.000 Special Departmental Expenses	0	250	250	590	250	250	250	
6211.000 Office Supplies	0	0	0	0	0			
6212.000 Maintenance Supplies	0	500	500	0	500	500	500	
6225.000 Utilities	1,142	500	1,190	1,747	1,190	1,190	1,190	
6230.000 Legal and Accounting	562	200	200	296	200	200	200	
6235.000 Engineering and Surveying	492	3,000	3,000	3,164	3,000	3,000	3,000	
6245.000 Other Contractual Services	7,036	8,000	8,000	6,878	8,000	8,000	8,000	
6248.000 Street Sweeping	0	0	0	0	0			
6255.000 Liability Insurance	0	0	0	0	0			
6260.000 Advertising	443	0	0	0	0			
6510.000 Capital Outlay-Land	0	0	0	0	0			
6530.000 Capital Outlay-Improvements	0	0	0	0	0			
6542.000 Equipment-Vehicles	0	0	0	0	0			
6900.000 Transfers to General Fund	5,000	5,000	5,000	2,500	5,000	5,000	5,000	
Dept: 000	14,675	17,450	18,140	15,175	18,140	18,140	18,140	0
Total Expenditures	14,675	17,450	18,140	15,175	18,140	18,140	18,140	0
Cipriani Estates Park Maint	24,541	22,300	21,610	28,111	21,610	21,610	21,610	0
Grand Total:	24,541	22,300	21,610	28,111	21,610	21,610	21,610	0



**Cipriani Estates Benefit Assessment District  
Budget Narrative for FY 2022-2023  
Budget Fund 312**

**DEPARTMENTAL MISSION**

This assessment district is administered to provide maintenance and replacement of certain public improvements in the Cipriani Estates subdivision. The streets, streetlights, and storm drains will be maintained for the benefit of the residents of the subdivision in an efficient manner.

**DEPARTMENTAL PROGRAMS**

- Maintain streets, lighting, striping, and signage in the Cipriani Estates Subdivision.
- Maintain the Stormwater Drainage System in the Cipriani Estates Subdivision.

**ACCOMPLISHMENTS FOR FY 2021-2022**

- Maintained streetlights.
- Maintained the Storm Drainage System.
- Construction documents were prepared for the upcoming Slurry Seal Project and all streets in the Cipriani Estates subdivision will be included in the contract

**DEPARTMENTAL GOALS FOR FY 2022-2023**

- All streets in the Cipriani Estates subdivision will be included in the Slurry Seal contract
- Maintain streets in an efficient and effective manner.
- Repair potholes as needed.
- Restripe streets as needed.
- Fund streetlight utilities.
- Replace street signs as needed.

**FY 2022-2023 RECOMMENDED BUDGET**

This Fund's FY 2022-2023 Recommended Budget represents an increase of \$4,586 or 18% in expenditures, and no change in revenues, when compared to the FY 2021-2022 Approved Budget. As a result, the Requested Net Cost is increased by \$4,586.

*Estimated Fund Balance*

The year-end Fund Balance is estimated to be \$517,800 as of June 30, 2022.

### Revenues

Revenues, which are special assessments, have been constant.

### Personnel

This budget pays for Public Works Department staff that maintains the district's assets.

### Services and Supplies

This budget pays for maintenance supplies for streets and drainage to meet the needs of the area. In addition, this budget includes:

- Funds to maintain and improve the storm drain area.
- Funding a portion of a Stormwater Plan and a Master Plan for street maintenance.
- Maintaining the electric gate for emergency access as needed.
- Restriping and replacing signs as needed.

### Capital Projects/Fixed Assets

There is no capital project included in this budget this fiscal year.

## **MAJOR POLICY CONSIDERATIONS**

The property tax assessments generated by this district is intended to minimize the maintenance financial obligations generated by the development of this subdivision on the City's General Fund. There are no major policy considerations for this district.

BUDGET WORKSHEET

City Of Gonzales

Month: 6/30/2022	Prior	Current Year				(6)	(7)	(8)
	Year Actual	Original Budget	Amended Budget	Actual Thru June	Estimated Total	Dept	CM	Adopted
Fund: 312 - Cipriani Estates Maintenance								
Revenues								
Dept: 000								
5110.000 Property Taxes-Secured	48,597	49,000	49,000	55,176	49,000	49,000	49,000	
5120.000 Property Taxes-Unsecured	0	0	0	0	0			
5130.000 Property Taxes-Prior Year	0	0	0	0	0			
5515.000 Interest Income	1,639	2,300	2,300	348	2,300	2,300	2,300	
Dept: 000	50,236	51,300	51,300	55,524	51,300	51,300	51,300	0
Total Revenues	50,236	51,300	51,300	55,524	51,300	51,300	51,300	0
Expenditures								
Dept: 000								
6110.000 Salaries-Regular Pay	2,632	2,813	2,813	2,534	2,813	2,973	2,973	
6111.000 Salaries-Overtime Pay	0	20	20	0	20	20	20	
6113.000 Salaries-Differentials	4	0	0	0	0			
6132.000 Retirement - PERS	443	534	534	217	534	564	564	
6140.000 Life and Disability Insurance	29	51	51	23	51	27	27	
6150.000 Workers Comp Insurance	151	150	150	123	150	155	155	
6160.000 Social Security	198	217	217	189	217	229	229	
6170.000 Health and Dental Insurance	299	276	276	332	276	279	279	
6210.000 Special Departmental Expenses	0	0	0	0	0			
6212.000 Maintenance Supplies	0	1,250	1,250	0	1,250	1,250	1,250	
6225.000 Utilities	2,714	3,500	7,900	10,338	7,900	7,900	7,900	
6230.000 Legal and Accounting	562	200	200	296	200	200	200	
6235.000 Engineering and Surveying	492	5,000	5,000	3,164	5,000	5,000	5,000	
6245.000 Other Contractual Services	0	5,000	5,000	1,526	5,000	5,000	5,000	
6248.000 Street Sweeping	0	0	0	0	0			
6251.000 Storm Drain Repairs	0	1,000	1,000	0	1,000	1,000	1,000	
6260.000 Advertising	301	0	0	0	0			
6530.000 Capital Outlay-Improvements	0	0	0	0	0			
6900.000 Transfers to General Fund	5,000	5,000	5,000	2,500	5,000	5,000	5,000	
6927.000 Transfer to Street Fund [130]	0	0	0	0	0			
Dept: 000	12,825	25,011	29,411	21,242	29,411	29,597	29,597	0
Total Expenditures	12,825	25,011	29,411	21,242	29,411	29,597	29,597	0
Cipriani Estates Maintenance	37,411	26,289	21,889	34,282	21,889	21,703	21,703	0
Grand Total:	37,411	26,289	21,889	34,282	21,889	21,703	21,703	0

# **Gonzales Industrial Business Park Landscape District Budget Narrative for FY 2022-2023 Budget Fund 314**

## **DEPARTMENTAL MISSION**

This Assessment District funds the maintenance of the landscaped areas within the public right-of-way in the Gonzales Agriculture Industrial Business Park.

## **DEPARTMENTAL PROGRAMS**

- Maintain the Gonzales Industrial Park public right-of-way landscaping.
- Maintain entrance ways to the Gonzales Industrial Business Park.
- Maintain the Percolation Pond at the west end of Katherine Street.

## **ACCOMPLISHMENTS FOR FY 2021-2022**

- Maintained the stormwater percolation pond.
- Maintained street landscaping.

## **DEPARTMENTAL GOALS FOR FY 2022-2023**

- Maintain the stormwater percolation pond.
- Improve street landscaping maintenance.

## **FY 2022-2023 RECOMMENDED BUDGET**

This Fund's FY 2022-2023 Recommended Budget represents an overall increase of \$448 or 1.2% in expenditures, and \$8,000 or (35%) in revenues, when compared to the FY 2021-2022 Approved Budget. As a result, the Requested Net Cost is decreased by (\$7,552).

### *Estimated Fund Balance*

The year-end Fund Balance is estimated to be \$77,400 as of June 30, 2022, which is sufficient to offset this Fund's Net Cost.

### *Revenues*

Revenues have been adjusted to reflect anticipated assessments based on prior year actuals.

### *Personnel*

This fund's budget compensates the Public Works Department for time spent maintaining the landscaped areas along the roadways within the Industrial Park.

Services and Supplies

This category reflects the necessary items to provide required maintenance to the district's facilities and funds the landscape maintenance contract.

Capital Projects/Fixed Assets

There is no capital project included in this budget or this fiscal year.

**MAJOR POLICY CONSIDERATIONS**

The property tax assessments generated by this district, are intended to minimize the maintenance financial obligations generated by development of the Industrial Park on the City's General Fund.

BUDGET WORKSHEET

City Of Gonzales

Month: 6/30/2022	Prior	Current Year			(6)	(7)	(8)	
	Year Actual	Original Budget	Amended Budget	Actual Thru June	Estimated Total	Dept	CM	Adopted
Fund: 314 - Gonzales Ind Pk Landscape Main								
Revenues								
Dept: 000								
5110.000 Property Taxes-Secured	23,756	22,000	30,000	30,210	30,000	30,000	30,000	
5515.000 Interest Income	308	500	500	64	500	500	500	
5954.000 Transfer From Fund 316	0	0	0	0	0			
Dept: 000	24,064	22,500	30,500	30,274	30,500	30,500	30,500	0
Total Revenues	24,064	22,500	30,500	30,274	30,500	30,500	30,500	0
Expenditures								
Dept: 000								
6110.000 Salaries-Regular Pay	6,581	7,033	7,033	6,334	7,033	7,432	7,432	
6111.000 Salaries-Overtime Pay	0	50	50	0	50	50	50	
6113.000 Salaries-Differentials	9	0	0	0	0			
6132.000 Retirement - PERS	1,108	1,336	1,336	543	1,336	1,411	1,411	
6140.000 Life and Disability Insurance	72	126	126	58	126	67	67	
6150.000 Workers Comp Insurance	366	365	365	300	365	377	377	
6160.000 Social Security	494	541	541	473	541	572	572	
6170.000 Health and Dental Insurance	747	690	690	831	690	680	680	
6210.000 Special Departmental Expenses	0	250	250	0	250	250	250	
6212.000 Maintenance Supplies	0	750	750	0	750	750	750	
6225.000 Utilities	331	1,000	1,000	249	1,000	1,000	1,000	
6230.000 Legal and Accounting	743	500	500	521	500	500	500	
6235.000 Engineering and Surveying	1,492	10,000	10,000	1,164	10,000	10,000	10,000	
6245.000 Other Contractual Services	12,872	10,000	10,000	12,492	10,000	10,000	10,000	
6248.000 Street Sweeping	0	0	0	0	0			
6260.000 Advertising	466	0	0	0	0			
6530.000 Capital Outlay-Improvements	0	5,000	5,000	0	5,000	5,000	5,000	
6927.000 Transfer to Street Fund [130]	0	0	0	0	0			
Dept: 000	25,281	37,641	37,641	22,965	37,641	38,089	38,089	0
Total Expenditures	25,281	37,641	37,641	22,965	37,641	38,089	38,089	0
Gonzales Ind Pk Landscape Main	-1,217	-15,141	-7,141	7,309	-7,141	-7,589	-7,589	0
Grand Total:	-1,217	-15,141	-7,141	7,309	-7,141	-7,589	-7,589	0

# **Gonzales Industrial Business Park Benefit Assessment District Budget Narrative for FY 2022-2023 Budget Fund 316**

## **DEPARTMENTAL FUND MISSION**

This Assessment District funds the maintenance of the street lighting, striping, and signage in the Industrial Business Park. The streets, streetlights, roadway signs, and storm drains are maintained for the benefit of the properties in the Industrial Park.

## **DEPARTMENTAL PROGRAMS**

- Maintain roadway pavement, street lighting, striping, and signage for the Industrial Park based on available funding.
- Maintain the stormwater drainage system and regional detention basin in the Industrial Park.

## **ACCOMPLISHMENTS FOR FY 2021-2022**

- Maintained street lighting, striping, and signage and the storm drainage system in the Industrial Park.

## **DEPARTMENTAL GOALS FOR FY 2022-2023**

- Continue maintenance of the storm drainage system in the Industrial Park.
- Maintain the streets, streetlights, and signage.

## **FY 2022-2023 RECOMMENDED BUDGET**

This Fund's FY 2022-2023 Recommended Budget represents a slight increase of \$1,500 or 2% in expenditures, and no change in revenues, when compared to the FY 2021-2022 Approved Budget. As a result, the Requested Net Cost is increased by \$1,500.

### *Estimated Fund Balance*

The year-end Fund Balance is estimated to be \$212,000 as of June 30, 2022.

### *Revenues*

Revenues have been adjusted to reflect anticipated assessments. For several years, the assessments were reduced because the fund had accumulated a decent balance; however, assessments are being increased based on the maintenance budget within the established range, to take care of improvements and maintenance needs.

Personnel

This budget reflects a transfer to the General Fund to offset maintenance and administration support.

Services and Supplies

This budget includes funding for street and storm water retention basin maintenance.

Capital Projects/Fixed Assets

There is no specific capital project funded this year. The \$10,000 is set aside for capital projects that may arise during the year.

**MAJOR POLICY CONSIDERATIONS**

The property tax assessments generated by this district are intended to minimize the maintenance financial obligations, generated by development of the Industrial Park on the City's General Fund.



BUDGET WORKSHEET

City Of Gonzales

Month: 6/30/2022	Prior Year Actual	Original Budget	Amended Budget	Current Year Actual Thru June	Estimated Total	(6) Dept	(7) CM	(8) Adopted
Fund: 316 - Gonzales Ind Pk Benefit Assess								
Revenues								
Dept: 000								
5110.000 Property Taxes-Secured	87,081	80,000	80,000	89,600	80,000	80,000	80,000	
5515.000 Interest Income	188	250	250	52	250	250	250	
Dept: 000	87,269	80,250	80,250	89,652	80,250	80,250	80,250	0
Total Revenues	87,269	80,250	80,250	89,652	80,250	80,250	80,250	0
Expenditures								
Dept: 000								
6210.000 Special Departmental Expenses	0	500	500	0	500	500	500	
6212.000 Maintenance Supplies	0	500	500	0	500	500	500	
6225.000 Utilities	1,127	1,500	3,000	2,557	3,000	3,000	3,000	
6230.000 Legal and Accounting	592	250	250	334	250	250	250	
6235.000 Engineering and Surveying	2,492	10,000	10,000	3,351	10,000	10,000	10,000	
6245.000 Other Contractual Services	0	45,000	45,000	326	45,000	45,000	45,000	
6248.000 Street Sweeping	0	0	0	0	0			
6260.000 Advertising	302	0	0	0	0			
6530.000 Capital Outlay-Improvements	0	10,000	10,000	0	10,000	10,000	10,000	
6900.000 Transfers to General Fund	10,000	10,000	10,000	5,000	10,000	10,000	10,000	
6952.000 Transfer to Fund 314	0	0	0	0	0			
Dept: 000	14,513	77,750	79,250	11,568	79,250	79,250	79,250	0
Total Expenditures	14,513	77,750	79,250	11,568	79,250	79,250	79,250	0
Gonzales Ind Pk Benefit Assess	72,756	2,500	1,000	78,084	1,000	1,000	1,000	0
Grand Total:	72,756	2,500	1,000	78,084	1,000	1,000	1,000	0

**Gonzales Successor Agency  
Budget Narrative for FY 2022-2023  
Budget Fund 426**

**DEPARTMENTAL MISSION**

This fund, which is administered by the City Manager’s Office, who serves as the Executive Director of the Gonzales Successor Agency, was set up to track expenditures and revenues for the Agency. As part of the elimination of Redevelopment (RDA), the State established a different process and organization structure to account for the tax increment. This process established a Successor Agency, Oversight Board, and a separate fund that would be used to reflect all tax increment proceeds.

**ACCOMPLISHMENTS FOR FY 2021-2022**

- The old RDA, now as the Successor Agency, continues to generate significant tax increment to both the City and other entities like the Gonzales Unified School District, Hartnell Junior College, and the County of Monterey.
- As required by the State, successfully transitioned to the County Successor Agency as the overseer of this function; which was formally under the purview of the Gonzales Successor Agency.

**DEPARTMENTAL GOALS FOR FY 2022-2023**

- Continue to move towards submitting a last best and final Recognized Obligation Payment Schedule (ROPS) to DOF, which would essentially result in completing the dissolution process of the former Gonzales RDA.
- Continue to manage and oversee all the functions of the Gonzales Successor Agency.

**FY 2022-2023 RECOMMENDED BUDGET**

The Fund’s FY 2022-2023 Recommended Budget represents an increase of \$11,566 or .9% in expenditures, and a slight increase in revenues, when compared to the FY 2021-20221 Approved Budget. As a result, the Requested Net Cost is increased by \$10,559.

Revenues

The budget reflects the revenue estimates of tax increment that will be received to cover the recognized obligations (ROPS) of the Successor Agency. What continues to be noteworthy is the increase in available tax increment revenues that continues to be driven by the growth in the Gonzales Agricultural Industrial Business Park.

Expenditures

The budget includes the debt service expenses of the former RDA and the administrative costs of the Successor Agency.

**MAJOR POLICY CONSIDERATIONS**

There are no major policy considerations reflected in this budget.

BUDGET WORKSHEET

City Of Gonzales

Month: 6/30/2022	Prior	Current Year			(6)	(7)	(8)	
	Year Actual	Original Budget	Amended Budget	Actual Thru June	Estimated Total	Dept	CM	Adopted
Fund: 426 - City Successor Agency								
Revenues								
Dept: 000								
5110.000	Property Taxes-Secured	1,274,983	1,321,259	1,321,259	1,145,236	1,321,259	1,321,259	
5120.000	Property Taxes-Unsecured	0	0	0	0	0		
5130.000	Property Taxes-Prior Year	0	0	0	0	0		
5140.000	Property Taxes-Supplemental	0	0	0	0	0		
5159.000	Property Taxes - ERAF	0	0	0	0	0		
5165.000	RDA Bond Proceeds	0	0	0	0	0		
5510.000	Investment Income	-66,916	0	0	0	0		
5515.000	Interest Income	89,301	20,000	20,000	983	20,000	20,000	
5520.000	Rental Income	0	0	0	0	0		
5530.000	Sale of Surplus Property	0	0	0	0	0		
5612.000	H.O.P.T.R.	0	0	0	0	0		
5821.000	Other Income - Reimbursements	0	0	0	0	0		
5860.000	Principal Payments Received	0	0	1,007	5,054	1,007	1,007	
5890.000	Extraordinary Gain / Los	0	0	0	0	0		
5900.000	Transfer from Water	31,472	0	0	0	0		
5905.000	Transfer from Sewer	31,472	0	0	0	0		
5930.000	Transfer from General Fund	0	0	0	0	0		
	Dept: 000	1,360,312	1,341,259	1,342,266	1,151,273	1,342,266	1,342,266	0
	Total Revenues	1,360,312	1,341,259	1,342,266	1,151,273	1,342,266	1,342,266	0
Expenditures								
Dept: 000								
6110.000	Salaries-Regular Pay	113,345	122,819	122,819	107,737	122,819	114,897	114,897
6111.000	Salaries-Overtime Pay	0	0	0	0	0		
6111.500	Overtime - Click it/Ticket it	0	0	0	0	0		
6112.000	Salaries-Extra Help	0	0	0	0	0		
6113.000	Salaries-Differentials	212	12,013	12,013	8,657	12,013	12,696	12,696
6114.000	Workers Compensation Payment	0	0	0	0	0		
6120.000	Unemployment Insurance	0	0	0	0	0		
6130.000	Retirement - ICMA	0	0	0	0	0		
6131.000	Deferred Compensation Expense	0	0	0	0	0		
6132.000	Retirement - PERS	16,743	23,978	23,978	7,166	23,978	23,431	23,431
6140.000	Life and Disability Insurance	736	1,602	1,602	549	1,602	1,072	1,072
6150.000	Workers Comp Insurance	6,341	6,316	6,316	5,191	6,316	6,527	6,527
6160.000	Social Security	7,023	9,933	9,933	5,859	9,933	9,713	9,713
6170.000	Health and Dental Insurance	15,232	15,697	15,697	13,413	15,697	22,815	22,815
6210.000	Special Departmental Expenses	154	0	155	225	155	155	155

BUDGET WORKSHEET

City Of Gonzales

Month: 6/30/2022	Prior	Current Year				(6)	(7)	(8)
	Year	Original	Amended	Actual Thru	Estimated	Dept	CM	Adopted
	Actual	Budget	Budget	June	Total			
Fund: 426 - City Successor Agency								
Expenditures								
Dept: 000								
6211.000 Office Supplies	0	0	0	0	0			
6212.000 Maintenance Supplies	0	0	0	0	0			
6225.000 Utilities	0	0	0	0	0			
6230.000 Legal and Accounting	4,229	0	126	126	126	126	126	
6245.000 Other Contractual Services	30,721	0	12,492	17,379	12,492	12,492	12,492	
6260.000 Advertising	0	0	0	0	0			
6275.000 Subscriptions and Training	0	0	0	0	0			
6301.000 Bank Charges	56	0	0	52	0			
6315.000 County Administrative Fees	0	0	0	0	0			
6316.000 Administrative Fees	0	0	0	0	0			
6332.000 SA Debt Service Payments	550	712,123	712,123	0	712,123	712,123	712,123	
6333.000 SA Loan Payments	0	0	0	0	0			
6460.000 Change In Accounting Practices	0	0	0	0	0			
6550.000 Depreciation	0	0	0	0	0			
6610.000 Interest Expense	726,542	350,636	350,636	152,058	350,636	350,636	350,636	
6635.000 Bond Issuance Costs	0	0	0	0	0			
6900.000 Transfers to General Fund	0	0	0	0	0			
6905.000 Transfers Out	0	0	0	0	0			
Dept: 000	921,884	1,255,117	1,267,890	318,412	1,267,890	1,266,683	1,266,683	0
Total Expenditures	921,884	1,255,117	1,267,890	318,412	1,267,890	1,266,683	1,266,683	0
City Successor Agency	438,428	86,142	74,376	832,861	74,376	75,583	75,583	0
<b>Grand Total:</b>	<b>438,428</b>	<b>86,142</b>	<b>74,376</b>	<b>832,861</b>	<b>74,376</b>	<b>75,583</b>	<b>75,583</b>	<b>0</b>

# **Gonzales Successor Agency - Housing Budget Narrative for FY 2022-2023 Budget Fund 427**

## **DEPARTMENTAL MISSION**

This fund was set up to track expenditures and revenues for the Gonzales Successor Agency – Housing Fund. As part of the elimination of Redevelopment, the State established a different process and organization structure to account for the tax increment. This process established a Successor Agency, Oversight Board, and a separate fund that would be used to reflect all housing proceeds.

## **ACCOMPLISHMENTS FOR FY 2021-2022**

- Resources from this fund were combined with the Community Development Fund to purchase the Marchetti property on South Alta Street for development of a much-needed senior housing project.
- Entered into an agreement with CHISPA to build the senior housing project on South Alta.

## **DEPARTMENTAL GOALS FOR FY 2022-2023**

- Work with housing agencies, developers, property owners, and non-profits to identify opportunities to improve farmworker and affordable housing for the community.

## **FY 2022-2023 RECOMMENDED BUDGET**

The Fund's FY 2022-2023 Recommended Budget represent a decrease in expenditures of (\$10,000) or (100%), and no change in revenues, when compared to the FY 2021-2022 Approved Budget. As a result, the Requested Net Cost reflects a decrease by (\$10,000).

### Revenues

The budget reflects the revenue estimates from housing rehabilitation loans being repaid back. In addition, while it doesn't reflect funds from the loan provided to the Housing Authority of Monterey County as part of the Fanoie Housing project, due to lingering COVID-19 impacts; if they do materialize, the budget will be brought before the Council to adjust it accordingly.

### Expenditures

No expenditures are anticipated for this fund.

## **MAJOR POLICY CONSIDERATIONS**

There are no major policy considerations in this fund at this time.

BUDGET WORKSHEET

City Of Gonzales

Month: 6/30/2022	Prior	Current Year			(6)	(7)	(8)	
	Year	Original	Amended	Actual Thru	Estimated			
	Actual	Budget	Budget	June	Total	Dept	CM	Adopted
Fund: 427 - Successory Agency - Housing								
Revenues								
Dept: 000								
5515.000 Interest Income	64	125	125	55	125	125	125	
5820.000 Other Income - Misc Payments	0	0	51,560	1,559	51,560			
5860.000 Principal Payments Received	59,945	5,000	5,000	2,450	5,000	5,000	5,000	
5890.000 Extraordinary Gain / Los	0	0	0	0	0			
Dept: 000	60,009	5,125	56,685	4,064	56,685	5,125	5,125	0
Total Revenues	60,009	5,125	56,685	4,064	56,685	5,125	5,125	0
Expenditures								
Dept: 000								
6210.000 Special Departmental Expenses	0	0	0	0	0			
6245.000 Other Contractual Services	3,750	0	0	0	0			
6510.000 Capital Outlay-Land	0	0	638,000	638,000	638,000			
6530.000 Capital Outlay-Improvements	0	0	0	0	0			
6900.000 Transfers to General Fund	10,000	10,000	10,000	5,000	10,000			
Dept: 000	13,750	10,000	648,000	643,000	648,000	0	0	0
Total Expenditures	13,750	10,000	648,000	643,000	648,000	0	0	0
Successory Agency - Housing	46,259	-4,875	-591,315	-638,936	-591,315	5,125	5,125	0
Grand Total:	46,259	-4,875	-591,315	-638,936	-591,315	5,125	5,125	0



**Capital Infrastructure Fund  
Budget Narrative for FY 2022-2023  
Budget Fund 460**

**DEPARTMENTAL MISSION**

This fund is administered by the City Manager’s Office whose Mission is to support the Vision and Mission of the City by providing professional leadership, develop innovative approaches, and creative partnerships in the management of the City and execution of City Council policies. This will be done by always holding to the highest ideals of public service and ethics.

**DEPARTMENTAL PROGRAMS**

This fund is used to pool resources from which the City may draw to finance local public capital improvements.

**ACCOMPLISHMENTS FOR FY 2021-2022**

- Continued active development and use of the City’s Economic Development effort. This included the website, marketing, and overall outreach.
- Successfully worked with Armanasco Public Relations Inc., that resulted in many positive articles and media contacts about the transformational work underway in the City.

**DEPARTMENTAL GOALS FOR FY 2022-2023**

- Continue to search for funding for critical infrastructure projects.
- Continue to identify, develop, expand, and promote economic business and grant opportunities.

**FY 2022-2023 RECOMMENDED BUDGET**

The Department’s FY 2022-2023 Recommended Budget represents no change in expenditures, and revenues, when compared to the FY 2021-2022 Approved Budget. As a result, the Requested Net Cost is unchanged.

Revenues

The decrease in revenues is primarily due to the anticipated payment for a City loan provided to the Housing Authority of Monterey County that was used to build the Fanoe Apartments.

Personnel

There are no personnel costs allocated in this fund.

Services and Supplies

There are no services and supplies reflected in this budget at this time. However, this budget reflects resources for continued enhancement to the City's economic development efforts; help fund the work underway to improve and maintain the website current; and possibly retain professional help (consultants) to provide service to enhance the City's revenue base, economic development, and/or infrastructure.

Capital Projects/Fixed Assets

There are no capital projects reflected in this fund.

**MAJOR POLICY CONSIDERATIONS**

The major policy consideration is that this fund provided resources to complete the Alta Street Rehabilitation Project as loan that will be repaid back from future TAMC Regional Transportation Tax funds.

BUDGET WORKSHEET

City Of Gonzales

Month: 6/30/2022	Prior	Current Year			(6)	(7)	(8)	
	Year Actual	Original Budget	Amended Budget	Actual Thru June	Estimated Total	Dept	CM	Adopted
Fund: 460 - Infrastructure Improvement Fun								
Revenues								
Dept: 000								
5515.000	0	0	0	0	0			
5821.000	0	0	0	48,789	0			
5860.000	0	100,000	100,000	0	100,000	100,000	100,000	
5955.000	0	0	0	0	0			
5956.000	0	0	0	0	0			
5965.000	0	0	0	0	0			
Dept: 000	0	100,000	100,000	48,789	100,000	100,000	100,000	0
Total Revenues	0	100,000	100,000	48,789	100,000	100,000	100,000	0
Expenditures								
Dept: 000								
6210.000	0	0	0	0	0			
6211.000	0	0	0	0	0			
6230.000	0	0	0	0	0			
6235.000	0	0	0	0	0			
6245.000	95,688	50,000	50,000	54,175	50,000	50,000	50,000	
6250.000	0	0	0	0	0			
6275.000	0	0	0	0	0			
6325.000	0	0	0	0	0			
6328.000	0	0	0	0	0			
6530.000	0	0	0	0	0			
6905.000	0	0	0	0	0			
6930.000	0	0	0	0	0			
6932.000	0	0	0	0	0			
6940.000	0	0	0	0	0			
Dept: 000	95,688	50,000	50,000	54,175	50,000	50,000	50,000	0
Total Expenditures	95,688	50,000	50,000	54,175	50,000	50,000	50,000	0
Infrastructure Improvement Fun	-95,688	50,000	50,000	-5,386	50,000	50,000	50,000	0
Grand Total:	-95,688	50,000	50,000	-5,386	50,000	50,000	50,000	0

# **Water Enterprise Fund Budget Narrative for FY 2022-2023 Budget Fund 520**

## **DEPARTMENTAL MISSION**

This Water Enterprise Fund is for the operation and maintenance of the city's water system (wells, pipelines, and water storage tanks). The water system is operated in an efficient manner in compliance with state regulations.

## **DEPARTMENTAL PROGRAMS**

- Operate the City's water system.
- Maintain and repair the water wells, pipelines, and water storage tanks.
- Monitor and report on the quality of the water system.
- Operate the Supervisory Control Access and Data Acquisition (SCADA) system to monitor and operate the water system.

## **ACCOMPLISHMENTS FOR FY 2021-2022**

- Complied with regulatory water quality sampling and reporting requirements.
- Produced and distributed consumer confidence reports.
- Managed and maintained Gonzales' municipal water and distribution system.
- Maintained the cross-connection control program.
- Assisted consumers with leak detection as requested.
- Provided fire flow data to interested property owners upon request.
- Replaced manually read meters with radio read meters to increase accuracy and efficiency.
- Began reviewing and assessing the current Supervisory Control Access and Data Acquisition (SCADA) Computer Control Program to prepare to replace it.
- Modified and updated the utility bill paying and disconnect process to align with the new state requirements.
- Completed Well #7 Project.

## **DEPARTMENTAL GOALS FOR FY 2022-2023**

- Maintain the water system in compliance with State, County, and regional regulations.
- Provide treated potable water to all customers of the city without interruption.
- Maintain consumer confidence reporting system.
- Maintain trained staff as water treatment and distribution operators.
- Bring Well #7 fully on line.

## **FY 2022-2023 RECOMMENDED BUDGET**

This Fund's FY 2022-2023 Recommended Budget represents an overall increase of \$172,229 or 68% in expenditures, and \$86,887 or 4.2% in revenues, when compared to the FY 2021-2022 Approved Budget. As a result, the Requested Net Cost is increased by \$82,342.

### Estimated Fund Balance

The year-end Fund Balance is estimated to be \$3,516,000 as of June 30, 2022.

### Revenues

Revenues are projected to increase based on current and expected activity.

### Personnel

The Public Works Department provides the personnel requirements for the Water Enterprise Fund.

### Services and Supplies

This category includes the entire spectrum of office and operational supplies. It also reflects utilities for wells, and a variety of contract services for water quality monitoring, along with the debt service contract for the water tanks.

### Capital Projects/Fixed Assets

The budget reflects a set aside in the event an anticipated repair or update occurs.

### Transfers Out

This category reflects a transfer to support the debt service for both Solar and Microgrid projects

## **MAJOR POLICY CONSIDERATIONS**

There are no major policy considerations reflected in this budget at this time.

There will come a time in the near future that something will need to be done to improve fire flow in the industrial park. Planning has begun and several activities are being evaluated.

BUDGET WORKSHEET

City Of Gonzales

Month: 6/30/2022	Prior Year Actual	Original Budget	Amended Budget	Current Year Actual Thru June	Estimated Total	(6) Dept	(7) CM	(8) Adopted
Fund: 520 - Water Enterprise								
Revenues								
Dept: 000								
5515.000 Interest Income	13,700	20,000	20,000	586	20,000	10,000	10,000	
5701.000 Charges for Current Services	2,158,984	1,900,000	1,900,000	1,743,994	1,900,000	1,995,000	1,995,000	
5702.000 Late charges	42,253	43,000	43,000	30,431	43,000	43,000	43,000	
5780.000 Meter Set Fee	340	350	350	216	350	350	350	
5781.000 Mter Sales	6,415	5,000	5,000	752	5,000	5,000	5,000	
5820.000 Other Income - Misc Payments	1,704	1,000	2,887	2,887	2,887	2,887	2,887	
5905.000 Transfer from Sewer	60,000	60,000	60,000	30,000	60,000	60,000	60,000	
5958.000 Transfer from Fund 460	0	0	0	0	0			
Dept: 000	2,283,396	2,029,350	2,031,237	1,808,866	2,031,237	2,116,237	2,116,237	0
Total Revenues	2,283,396	2,029,350	2,031,237	1,808,866	2,031,237	2,116,237	2,116,237	0
Expenditures								
Dept: 000								
6110.000 Salaries-Regular Pay	202,117	243,148	243,148	280,354	243,148	278,652	278,652	
6111.000 Salaries-Overtime Pay	4,011	1,200	2,320	4,974	2,320	1,200	1,200	
6112.000 Salaries-Extra Help	0	0	0	0	0			
6113.000 Salaries-Differentials	334	24,883	24,883	30,247	24,883	28,010	28,010	
6120.000 Unemployment Insurance	0	0	0	0	0			
6131.000 Deferred Compensation Expense	0	0	0	0	0			
6132.000 Retirement - PERS	29,428	49,489	49,489	16,476	49,489	57,734	57,734	
6133.000 Contra - Pension	24,579	0	0	0	0			
6140.000 Life and Disability Insurance	1,569	3,185	3,185	1,458	3,185	1,953	1,953	
6150.000 Workers Comp Insurance	11,112	11,068	11,068	9,096	11,068	11,439	11,439	
6160.000 Social Security	13,397	20,198	20,198	15,220	20,198	22,551	22,551	
6170.000 Health and Dental Insurance	36,226	41,630	41,630	35,376	41,630	46,031	46,031	
6210.000 Special Departmental Expenses	45,264	55,000	55,000	48,249	55,000	55,000	55,000	
6211.000 Office Supplies	124	250	1,100	1,052	1,100	1,100	1,100	
6212.000 Maintenance Supplies	53,643	15,000	50,432	56,505	50,432	50,432	50,432	
6213.000 Oils and Lubricants	5,791	7,000	7,000	872	7,000	7,000	7,000	
6220.000 Telephone	7,743	8,000	8,000	4,695	8,000	8,000	8,000	
6225.000 Utilities	60,313	116,000	116,000	128,319	116,000	116,000	116,000	
6230.000 Legal and Accounting	6,042	10,000	10,000	7,473	10,000	10,000	10,000	
6235.000 Engineering and Surveying	54,991	130,000	130,000	53,247	130,000	130,000	130,000	
6245.000 Other Contractual Services	1,124,000	750,000	750,000	645,112	750,000	750,000	750,000	
6255.000 Liability Insurance	37,264	24,510	57,334	57,334	57,334	29,406	29,406	
6260.000 Advertising	0	1,000	1,000	0	1,000	1,000	1,000	
6270.000 Transportation and Travel	124	500	500	0	500	500	500	

BUDGET WORKSHEET

City Of Gonzales

Month: 6/30/2022	Prior	Current Year			Estimated Total	(6)	(7)	(8)	
	Year Actual	Original Budget	Amended Budget	Actual Thru June		Dept	CM	Adopted	
Fund: 520 - Water Enterprise									
Expenditures									
Dept: 000									
6275.000	Subscriptions and Training	424	7,000	7,000	911	7,000	7,000	7,000	
6301.000	Bank Charges	7,832	7,000	7,000	6,649	7,000	7,000	7,000	
6305.000	Uncollectible Accounts	0	0	0	0	0			
6310.000	Other Taxes	0	0	0	0	0			
6316.000	Administrative Fees	0	0	0	0	0			
6331.000	Administrative Overhead	0	0	0	0	0			
6450.000	Prior Year Adjustment	0	0	0	0	0			
6460.000	Change In Accounting Practices	0	0	0	0	0			
6510.000	Capital Outlay-Land	0	0	0	0	0			
6530.000	Capital Outlay-Improvements	0	200,000	200,000	0	200,000	200,000	200,000	
6540.000	Capital Outlay-Equipment	0	50,000	50,000	0	50,000	50,000	50,000	
6542.000	Equipment-Vehicles	17,400	35,000	35,000	27,172	35,000	35,000	35,000	
6544.000	Equipment-Computers	0	1,000	1,000	327	1,000	1,000	1,000	
6550.000	Depreciation	242,246	250,000	250,000	0	250,000	250,000	250,000	
6610.000	Interest Expense	36,711	30,202	33,484	133,915	33,484	33,484	33,484	
6635.000	Bond Issuance Costs	0	0	0	0	0			
6640.000	Amortization Expense	0	0	0	0	0			
6900.000	Transfers to General Fund	0	0	0	0	0			
6905.000	Transfers Out	479,062	413,958	488,958	206,979	488,958	488,958	488,958	
6930.000	Transfer to Water	0	0	0	0	0			
6932.000	Transfers to Sewer	0	0	0	0	0			
6955.000	Transfer to 407	0	0	0	0	0			
6956.000	Transfer To Fund 200	0	0	0	0	0			
Dept: 000		2,501,747	2,506,221	2,654,729	1,772,012	2,654,729	2,678,450	2,678,450	0
Total Expenditures		2,501,747	2,506,221	2,654,729	1,772,012	2,654,729	2,678,450	2,678,450	0
Water Enterprise		-218,351	-476,871	-623,492	36,854	-623,492	-562,213	-562,213	0
Grand Total:		-218,351	-476,871	-623,492	36,854	-623,492	-562,213	-562,213	0

# **Sewer Enterprise Fund**

## **Budget Narrative for FY 2022-2023**

### **Budget Fund 530**

#### **DEPARTMENTAL MISSION**

The Sewer Enterprise Fund supports the operation and maintenance of the city's sewer system in a cost-effective manner.

#### **DEPARTMENTAL PROGRAMS**

- Operate and maintain the City's wastewater system in compliance with State, County, and Regional Water Board Regulations.
- Operate, repair, and maintain the Wastewater Treatment Plant.
- Maintain sewer pipelines and associated manholes
- Maintain and operate five lift stations.
- Maintain a fats, oil, and grease program to protect infrastructure from unnecessary clogging.
- Develop and maintain a computer control system.
- Maintain spill response capability.
- Plan for improvements to the existing system.
- Pretreatment Program for industrial dischargers

#### **ACCOMPLISHMENTS FOR FY 2021-2022**

- The wastewater system collected and treated approximately 1.1 million gallons of wastewater daily.
- Managed and maintained five sewer lift stations.
- Submitted quarterly and annual monitoring reports to the County Dept of Health and the Regional Board
- Completed the final design and CEQA document for the \$25M Industrial Wastewater Treatment System.
- Submitted funding application for \$25M Industrial Wastewater Treatment System Project to the State Water Resources Control Board for a State Revolving Fund loan.
- Began developing the conveyance improvements to serve development projects in the City's Sphere of Influence, east of US101.
- Initiated a Pretreatment Program for industrial dischargers

#### **DEPARTMENTAL GOALS FOR FY 2022-2023**

- Meet regulatory sampling requirements in a cost-effective and efficient manner.
- Provide training to staff to have them certified as operators in training (OIT), Grade I, and Grade II Operators.
- Secure funding for the \$25M Industrial Wastewater Treatment System Project and issue the project for public bid.
- Complete a Pretreatment Program for industrial dischargers



## **FY 2022-2023 RECOMMENDED BUDGET**

This Fund's FY 2022-2023 Recommended Budget represents an increase of \$150,883 or 9.9% in expenditures, and \$69,500 or 4.5% in revenues, when compared to the FY 2021-2022 Approved Budget. As a result, the requested net cost is increased by \$81,383.

### *Fund Balance*

The Fund Balance is estimated to be \$296,000 as of June 30, 2022.

### *Revenues*

Revenues are projected to increase based on existing use and activity.

### *Personnel*

The Public Works Department provides the personnel requirements for the Sewer Enterprise programs.

### *Services and Supplies*

This supplies and services portion of the budget is to meet the operational needs of the sewer system. The budget also reflects an appropriation for emergency repairs, along with the sewer fund's share of the payment for the financing used for the construction of the water tanks, and sewer expansion project.

### *Capital Projects/Fixed Assets/Land*

The budget reflects capital equipment that may be needed during the year, and further improvements at the Wastewater Treatment Plant, and this fund's share of the annual lease payments for associated city vehicles.

### *Transfers Out*

The budget reflects transfers out to cover this fund's allocated portion of the Solar Projects, Microgrid, and other activities.

## **MAJOR POLICY CONSIDERATIONS**

Work continues on increasing the capacity of the Wastewater Treatment Plant, which will be done in the short term by building an Industrial Wastewater Treatment System and maximizing the efficiency of the existing plant.

BUDGET WORKSHEET

City Of Gonzales

Month: 6/30/2022	Prior	Current Year				(6)	(7)	(8)
	Year Actual	Original Budget	Amended Budget	Actual Thru June	Estimated Total	Dept	CM	Adopted
Fund: 530 - Sewer Enterprise								
Revenues								
Dept: 000								
5515.000 Interest Income	14	6,000	6,000	3	6,000	3,000	3,000	
5520.000 Rental Income	14,040	15,000	15,000	0	15,000	15,000	15,000	
5701.000 Charges for Current Services	1,623,429	1,450,000	1,450,000	1,384,333	1,450,000	1,522,500	1,522,500	
5702.000 Late charges	32,723	40,000	40,000	22,986	40,000	40,000	40,000	
5770.000 Sewer Inspection	0	1,000	1,000	0	1,000	1,000	1,000	
5820.000 Other Income - Misc Payments	4,909	15,000	15,000	16,043	15,000	15,000	15,000	
5900.000 Transfer from Water	0	0	0	0	0			
5905.000 Transfer from Sewer	0	0	0	0	0			
5930.000 Transfer from General Fund	0	0	0	0	0			
5958.000 Transfer from Fund 460	0	0	0	0	0			
Dept: 000	1,675,115	1,527,000	1,527,000	1,423,365	1,527,000	1,596,500	1,596,500	0
Total Revenues	1,675,115	1,527,000	1,527,000	1,423,365	1,527,000	1,596,500	1,596,500	0
Expenditures								
Dept: 000								
6110.000 Salaries-Regular Pay	202,789	243,148	243,148	280,901	243,148	278,652	278,652	
6111.000 Salaries-Overtime Pay	4,010	1,200	2,320	4,974	2,320	1,200	1,200	
6112.000 Salaries-Extra Help	0	0	0	0	0			
6113.000 Salaries-Differentials	334	24,883	24,883	30,247	24,883	28,010	28,010	
6120.000 Unemployment Insurance	0	0	0	0	0			
6131.000 Deferred Compensation Expense	0	0	0	0	0			
6132.000 Retirement - PERS	29,436	49,489	49,489	16,545	49,489	57,754	57,754	
6133.000 Contra - Pension	24,243	0	0	0	0			
6140.000 Life and Disability Insurance	1,563	3,185	3,185	1,460	3,185	1,953	1,953	
6150.000 Workers Comp Insurance	11,112	11,068	11,068	9,096	11,068	11,439	11,439	
6160.000 Social Security	13,474	20,198	20,198	15,279	20,198	23,551	23,551	
6170.000 Health and Dental Insurance	35,977	41,630	41,630	35,705	41,630	46,031	46,031	
6210.000 Special Departmental Expenses	73,726	15,000	20,000	58,392	20,000	20,000	20,000	
6211.000 Office Supplies	124	200	900	896	900	900	900	
6212.000 Maintenance Supplies	50,407	40,000	40,000	28,061	40,000	40,000	40,000	
6213.000 Oils and Lubricants	3,711	4,000	4,000	364	4,000	4,000	4,000	
6220.000 Telephone	4,335	6,000	6,000	5,588	6,000	6,000	6,000	
6225.000 Utilities	154,316	75,000	88,130	114,236	88,130	88,130	88,130	
6230.000 Legal and Accounting	6,042	10,000	10,000	14,125	10,000	10,000	10,000	
6235.000 Engineering and Surveying	131,345	75,000	75,000	55,785	75,000	75,000	75,000	
6245.000 Other Contractual Services	-311,228	100,000	100,000	161,433	100,000	100,000	100,000	
6255.000 Liability Insurance	24,358	14,706	17,352	17,352	17,352	17,644	17,644	

BUDGET WORKSHEET

City Of Gonzales

Month: 6/30/2022	Prior	Current Year				(6)	(7)	(8)
	Year Actual	Original Budget	Amended Budget	Actual Thru June	Estimated Total	Dept	CM	Adopted
Fund: 530 - Sewer Enterprise								
Expenditures								
Dept: 000								
6260.000 Advertising	557	500	500	0	500	500	500	
6265.000 Printing	0	0	0	0	0			
6270.000 Transportation and Travel	124	0	0	0	0			
6275.000 Subscriptions and Training	669	2,000	2,000	3,371	2,000	2,000	2,000	
6301.000 Bank Charges	7,832	7,000	7,000	6,649	7,000	7,000	7,000	
6305.000 Uncollectible Accounts	0	0	0	0	0			
6310.000 Other Taxes	0	0	0	0	0			
6316.000 Administrative Fees	0	0	0	0	0			
6331.000 Administrative Overhead	0	0	0	0	0			
6460.000 Change In Accounting Practices	0	0	0	0	0			
6510.000 Capital Outlay-Land	0	0	0	0	0			
6530.000 Capital Outlay-Improvements	0	150,000	150,000	0	150,000	150,000	150,000	
6540.000 Capital Outlay-Equipment	0	200,000	200,000	0	200,000	200,000	200,000	
6541.000 Equipment-Machinery	0	0	0	0	0			
6542.000 Equipment-Vehicles	-1,001,728	20,000	20,000	0	20,000	20,000	20,000	
6543.000 Equipment-Furniture	0	0	0	0	0			
6544.000 Equipment-Computers	0	0	327	327	327	327	327	
6550.000 Depreciation	159,234	170,000	170,000	0	170,000	170,000	170,000	
6610.000 Interest Expense	0	0	0	0	0			
6620.000 Principal Reduction	0	0	0	0	0			
6640.000 Amortization Expense	0	0	0	0	0			
6900.000 Transfers to General Fund	0	0	0	0	0			
6905.000 Transfers Out	257,332	171,403	246,402	85,702	246,402	246,402	246,402	
6930.000 Transfer to Water	60,000	60,000	60,000	30,000	60,000	60,000	60,000	
6955.000 Transfer to 407	0	0	0	0	0			
6956.000 Transfer To Fund 200	0	0	0	0	0			
Dept: 000	-55,906	1,515,610	1,613,532	976,488	1,613,532	1,666,493	1,666,493	0
Total Expenditures	-55,906	1,515,610	1,613,532	976,488	1,613,532	1,666,493	1,666,493	0
Sewer Enterprise	1,731,021	11,390	-86,532	446,877	-86,532	-69,993	-69,993	0
Grand Total:	1,731,021	11,390	-86,532	446,877	-86,532	-69,993	-69,993	0

**Garbage Enterprise Fund  
Budget Narrative for FY 2022-2023  
Budget Fund 540**

**DEPARTMENTAL MISSION**

This Garbage Enterprise Fund is for the Solid Waste franchise agreement with the Salinas Valley Solid Waste Authority.

**DEPARTMENTAL PROGRAMS**

- Solid waste collection
- Street sweeping
- Gonzales Grows Green initiative
- Stormwater permit compliance

**ACCOMPLISHMENTS FOR FY 2021-2022**

- Managed approximately 1,800 solid waste customer accounts.
- Monitored solid waste collections.
- Used a consultant for regulatory compliance and expanded reduce, reuse, and recycling efforts.
- Met the City's AB 939 source reduction, reuse, and recycling requirements.
- Kicked off city-wide organic waste collection as required under SB 1383
- Worked with the SVSWA to improve the solid waste collection and obtain better data. This includes participating in quarterly franchise meetings.
- The Gonzales Grows Green initiative continued to work with several businesses to reduce waste.

**DEPARTMENTAL GOALS FOR FY 2022-2023**

- Meet regulatory requirements.
- Provide collection services to residents and businesses in Gonzales.
- Conduct Community Cleanup events.
- Monitor and assist with customer complaints.
- Monitor franchise contract compliance.
- Continue and expand Gonzales Grows Green programs.

**FY 2022-2023 RECOMMENDED BUDGET**

This Fund's FY 2022-2023 Recommended Budget represents an overall increase of \$36,415 or 2.6% in expenditures, and \$39,763 or 2.9% revenues, when compared to the FY 2021-2022 approved budget. As a result, the Requested Net Cost has decreased to \$0.

### Revenues

Revenues are projected based on existing activity. Fees are set by the hauler and landfill operator and are passed through to the community.

### Personnel

This budget reflects the allocation of salaries for administrative staff that support these functions.

### Services and Supplies

This budget includes office and operational supplies and funding for the contract with the Gonzales Grows Green Consultant. The Stormwater Program is funded from this account. The franchisee, landfill, and solid waste authority are funded by this account.

### Capital Projects/Fixed Assets

There is no capital project anticipated for this fund at this time.

### Transfers

Transfers are based on the level of activity.

## **MAJOR POLICY CONSIDERATIONS**

There are no major policy considerations reflected in this fund. However, as a member of the Salinas Valley Recycles, there may be some future policy considerations that will be brought before the Council for approval. For example, the Salinas Valley cities and possibly the County, will evaluate and study the benefits of consolidating waste/garbage service.

BUDGET WORKSHEET

City Of Gonzales

Month: 6/30/2022	Prior	Current Year				(6)	(7)	(8)
	Year Actual	Original Budget	Amended Budget	Actual Thru June	Estimated Total	Dept	CM	Adopted
Fund: 540 - Garbage Enterprise								
Revenues								
Dept: 000								
5233.000	Enterprise Franchise Tax-Garba	0	0	0	20,918	0		
5236.000	Drop Box Franchise Fees	121,661	90,000	90,000	30,907	90,000	90,000	
5510.000	Investment Income	0	0	0	0	0		
5515.000	Interest Income	0	0	0	0	0		
5629.000	Tri Cities Mini Grant	0	0	0	0	0		
5701.000	Charges for Current Services	769,763	675,000	675,000	656,981	675,000	695,250	695,250
5702.000	Late charges	25,273	22,000	22,000	28,442	26,000	22,000	
5760.000	Tipping Fee Charges	602,168	530,000	530,000	534,960	530,000	530,000	
5821.000	Other Income - Reimbursements	19,061	30,000	49,513	82,749	49,513	49,513	
Dept: 000								
	Total Revenues	1,537,926	1,347,000	1,366,513	1,354,957	1,370,513	1,386,763	1,386,763
								0
Expenditures								
Dept: 000								
6110.000	Salaries-Regular Pay	79,952	120,540	120,540	171,037	120,540	154,087	154,087
6111.000	Salaries-Overtime Pay	0	0	0	0	0		
6113.000	Salaries-Differentials	126	10,677	10,677	16,878	10,677	14,222	14,222
6131.000	Deferred Compensation Expense	0	0	0	0	0		
6132.000	Retirement - PERS	12,367	24,251	24,251	8,365	24,251	31,743	31,743
6133.000	Contra - Pension	7,468	0	0	0	0		
6140.000	Life and Disability Insurance	473	1,541	1,541	607	1,541	986	986
6150.000	Workers Comp Insurance	1,816	1,809	1,809	1,487	1,809	1,870	1,870
6160.000	Social Security	4,755	9,837	9,837	6,700	9,837	12,875	12,875
6170.000	Health and Dental Insurance	8,861	14,256	14,256	12,978	14,256	23,040	23,040
6210.000	Special Departmental Expenses	5,730	10,000	10,000	609	10,000	10,000	10,000
6211.000	Office Supplies	124	200	1,055	1,052	1,055	1,055	1,055
6230.000	Legal and Accounting	6,042	10,000	10,000	7,473	10,000	10,000	10,000
6235.000	Engineering and Surveying	0	0	0	585	0		
6245.000	Other Contractual Services	57,483	105,000	105,000	40,050	105,000	105,000	105,000
6246.000	Contract Svcs- Tri Cities	667,285	535,000	535,000	566,817	535,000	535,000	535,000
6247.000	Contract Svcs - SVSWA	385,142	310,000	310,000	314,433	310,000	310,000	310,000
6255.000	Liability Insurance	1,291	980	1,156	1,156	1,156	1,176	1,176
6260.000	Advertising	0	0	0	240	0		
6275.000	Subscriptions and Training	0	0	0	0	0		
6301.000	Bank Charges	7,832	7,000	7,000	6,649	7,000	7,000	7,000
6310.000	Other Taxes	0	0	0	0	0		
6460.000	Change In Accounting Practices	0	0	0	0	0		

BUDGET WORKSHEET

City Of Gonzales

Month: 6/30/2022	Prior	Current Year			(6)	(7)	(8)	
	Year Actual	Original Budget	Amended Budget	Actual Thru June	Estimated Total	Dept	CM	Adopted
Fund: 540 - Garbage Enterprise								
Expenditures								
Dept: 000								
6540.000 Capital Outlay-Equipment	0	0	0	0	0			
6544.000 Equipment-Computers	0	0	0	0	0			
6900.000 Transfers to General Fund	298,647	189,527	200,000	94,764	200,000	168,709	168,709	
Dept: 000	1,545,394	1,350,618	1,362,122	1,251,880	1,362,122	1,386,763	1,386,763	0
Total Expenditures	1,545,394	1,350,618	1,362,122	1,251,880	1,362,122	1,386,763	1,386,763	0
Garbage Enterprise	-7,468	-3,618	4,391	103,077	8,391	0	0	0
Grand Total:	-7,468	-3,618	4,391	103,077	8,391	0	0	0

**Solar Project Fund**  
**Budget Narrative for FY 2022-2023**  
**Budget Fund 550**

**DEPARTMENTAL MISSION**

This Fund is for the six solar systems that provide electrical power for the associated City facilities. Future alternative energy projects will be included in this fund.

**DEPARTMENTAL PROGRAMS**

- Pays finance charges for current solar systems.
- Tracks solar rebates and cost effectiveness of the solar systems.
- Maintains the solar systems.
- Planning and financing efforts for alternative energy projects.

**ACCOMPLISHMENTS FOR FY 2021-2022**

- Executed new operations and maintenance agreement with Engie
- Cleaned and maintained solar systems.
- Monitored effectiveness of the solar systems.

**DEPARTMENTAL GOALS FOR FY 2022-2023**

- Continue to monitor funds used for the Solar Project and SCADA System.
- Plan for next system improvements.

**FY 2022-2023 RECOMMENDED BUDGET**

This Fund's FY 2022-2023 Recommended Budget represents no change in expenditures and revenues, when compared to the FY 2021-2022 Approved Budget. As a result, the Requested Net Cost remains unchanged.

Revenues

Revenues reflected in the past, have been transfers from the Sewer and Water Enterprise funds, and General Fund necessary to cover the payments for the existing systems.

Personnel

There are no personnel costs associated with this fund.



Services and Supplies

Costs reflected in this budget are essentially scheduled maintenance and debt service on both Solar Projects.

Capital Projects/Fixed Assets

There are no planned projects included in this budget.

**MAJOR POLICY CONSIDERATIONS**

There are no major policy considerations reflected in this budget at this time.

BUDGET WORKSHEET

City Of Gonzales

Month: 6/30/2022	Prior	Current Year			(6)	(7)	(8)	
	Year	Original	Amended	Actual Thru	Estimated	Dept	CM	Adopted
	Actual	Budget	Budget	June	Total			
Fund: 550 - Solar Project Fund								
Revenues								
Dept: 000								
5515.000 Interest Income	28	3,250	3,250	0	3,250	3,250	3,250	
5821.000 Other Income - Reimbursements	4,312	0	0	0	0			
5831.000 LTD Proceeds	0	0	0	0	0			
5900.000 Transfer from Water	332,590	363,833	363,833	181,917	363,833	363,833	363,833	
5905.000 Transfer from Sewer	129,263	121,278	121,278	60,639	121,278	121,278	121,278	
5930.000 Transfer from General Fund	0	18,403	18,403	9,202	18,403	18,403	18,403	
Dept: 000	466,193	506,764	506,764	251,758	506,764	506,764	506,764	0
Total Revenues	466,193	506,764	506,764	251,758	506,764	506,764	506,764	0
Expenditures								
Dept: 000								
6210.000 Special Departmental Expenses	18,478	15,000	15,000	0	15,000	15,000	15,000	
6225.000 Utilities	0	0	0	0	0			
6230.000 Legal and Accounting	0	0	0	0	0			
6245.000 Other Contractual Services	14,928	30,000	30,000	13,312	30,000	30,000	30,000	
6260.000 Advertising	0	0	0	0	0			
6301.000 Bank Charges	0	0	0	0	0			
6530.000 Capital Outlay-Improvements	0	0	0	0	0			
6550.000 Depreciation	47,381	50,000	50,000	0	50,000	50,000	50,000	
6610.000 Interest Expense	79,388	86,775	86,775	84,052	86,775	86,775	86,775	
6620.000 Principal Reduction	0	324,989	324,989	309,590	324,989	324,989	324,989	
6905.000 Transfers Out	0	0	0	0	0			
Dept: 000	160,175	506,764	506,764	406,954	506,764	506,764	506,764	0
Total Expenditures	160,175	506,764	506,764	406,954	506,764	506,764	506,764	0
Solar Project Fund	306,018	0	0	-155,196	0	0	0	0
Grand Total:	306,018	0	0	-155,196	0	0	0	0

**Gonzales Electric Authority Fund  
Budget Narrative for FY 2022-2023  
Budget Fund 560**

**DEPARTMENTAL MISSION**

This Fund is for the Microgrid Energy Project being developed by the Gonzales Electric Authority (GEA) for the Gonzales Agricultural Industrial Business Park (GAIBP).

**DEPARTMENTAL PROGRAMS**

The goal of this project is to provide sustainable, reliable, and carbon-free electrical energy for the GAIBP at a competitive rate compared to PGE. Overtime, this fund will reflect the revenues generated and expenditures necessary to operate the microgrid.

**ACCOMPLISHMENTS FOR FY 2021-2022**

- Executed an agreement with Sage Energy/NV5 for Program Management Services.
- Held bi-weekly progress meetings with Sage Energy/NV5 staff
- Coordinated with Concentric Power on various aspects of the Microgrid Project
- Coordinated with outside counsel and the City Attorney on the Retail Service Agreement
- Met with the initial customers and presented them with the details on the Retail Service Agreement
- Prepared draft Lease Agreement for Concentric Power's use the city's WWTP and IWTF

**DEPARTMENTAL GOALS FOR FY 2022-2023**

- Continue coordinating the project with Sage Energy/NV5 and Concentric Power
- Execute Lease Agreement for Concentric Power's use the city's WWTP and IWTF
- Finalize the Retail Service Agreement
- Execute the Retail Service Agreement with the initial five customers
- Complete the design, obtain permits, and begin construction of the microgrid.

**FY 2022-2023 RECOMMENDED BUDGET**

This Fund's FY 2022-2023 Recommended Budget represents an increase of \$150,000 or 149% in expenditures and revenues. As a result, the Requested Net Cost is zero.

Revenues

Revenues are reflected as transfers in from the Water and Sewer Enterprise Funds.

Personnel

There are no personnel costs associated with this fund.

Services and Supplies

The budget reflects expenditures for legal and expert consultant services for the microgrid.

Capital Projects/Fixed Assets

There are no planned projects included in this budget.

**MAJOR POLICY CONSIDERATIONS**

There are no major policy considerations reflected in this budget at this time.

BUDGET WORKSHEET

City Of Gonzales

Month: 6/30/2022	Prior	Current Year			(6)	(7)	(8)	
	Year	Original	Amended	Actual Thru	Estimated			
	Actual	Budget	Budget	June	Total	Dept	CM	Adopted
Fund: 560 - Gonzales Electric Authority								
Revenues								
Dept: 000								
5515.000 Interest Income	563	250	250	114	250	250	250	
5701.000 Charges for Current Services	0	0	0	0	0			
5821.000 Other Income - Reimbursements	0	0	0	0	0			
5900.000 Transfer from Water	115,000	50,125	125,125	25,063	125,125	125,125	125,125	
5905.000 Transfer from Sewer	115,000	50,125	125,125	25,063	125,125	125,125	125,125	
5911.000 Transfer From Solar	0	0	0	0	0			
Dept: 000	230,563	100,500	250,500	50,240	250,500	250,500	250,500	0
Total Revenues	230,563	100,500	250,500	50,240	250,500	250,500	250,500	0
Expenditures								
Dept: 000								
6210.000 Special Departmental Expenses	0	0	0	2,601	0			
6230.000 Legal and Accounting	24,966	75,000	75,000	35,184	75,000	75,000	75,000	
6235.000 Engineering and Surveying	0	0	46,260	106,094	46,260	46,260	150,000	
6245.000 Other Contractual Services	91,506	25,000	25,000	30,987	25,000	25,000	25,000	
6260.000 Advertising	157	500	500	226	500	500	500	
6900.000 Transfers to General Fund	0	0	0	0	0		100,000	
Dept: 000	116,629	100,500	146,760	175,092	146,760	146,760	350,500	0
Total Expenditures	116,629	100,500	146,760	175,092	146,760	146,760	350,500	0
Gonzales Electric Authority	113,934	0	103,740	-124,852	103,740	103,740	-100,000	0
Grand Total:	113,934	0	103,740	-124,852	103,740	103,740	-100,000	0