



*City of Gonzales*



# **Fiscal Year 2013-2014**

**City**

**&**

**Successor Agency**

**Recommended Budget**

(June 24, 2013)

*Gonzales will continue to be a safe, clean, family-friendly community, diverse in its heritage, and committed to working collaboratively to preserve and retain its small town charm*

# TABLE OF CONTENTS

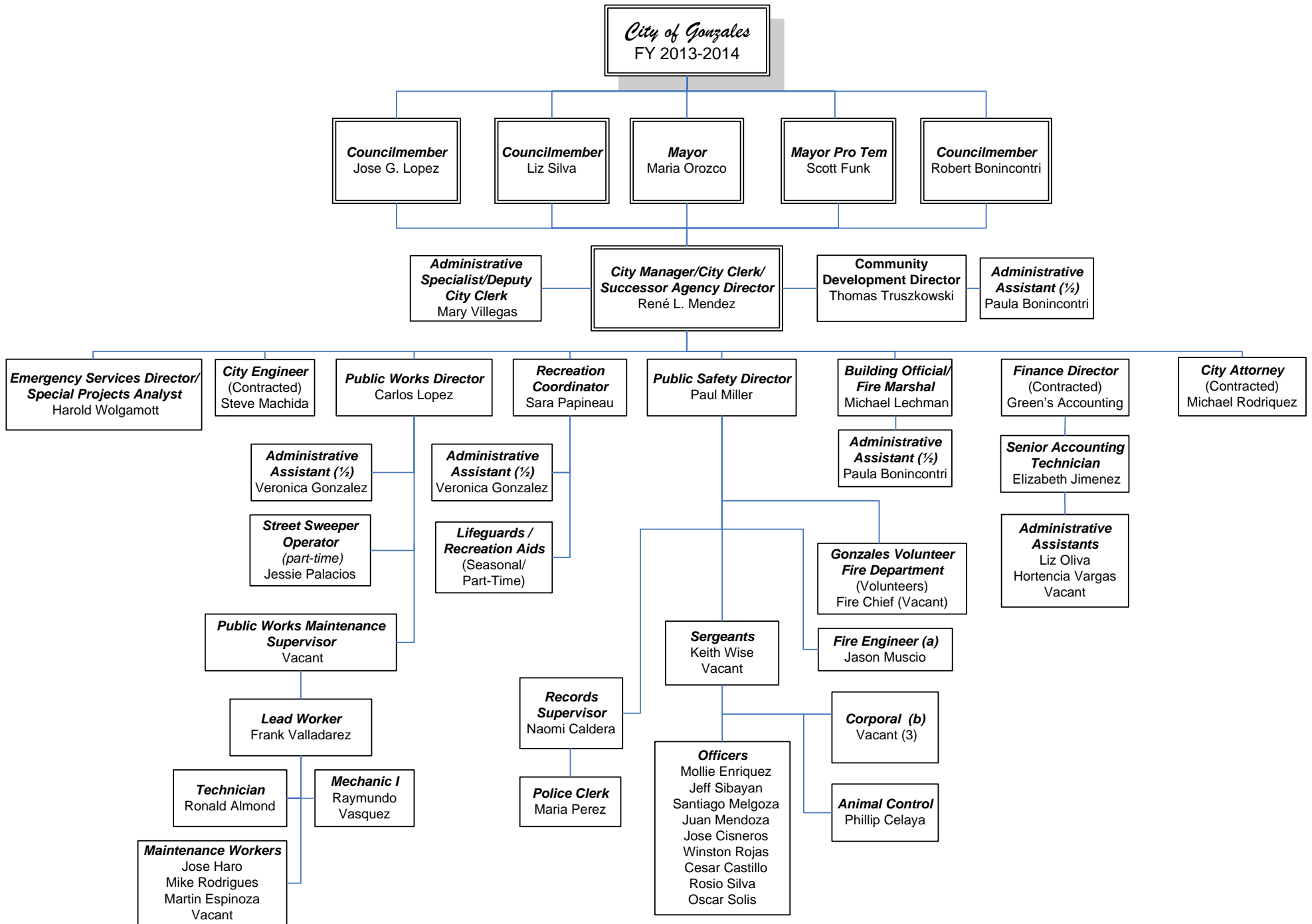
## FY 2013-2014 City & Successor Agency Budget

<b>UPFRONT SECTION</b>	<b>Page</b>
Organizational Chart	1
Transmittal Letter	2
Budget Message	4
Exhibit A ( <i>Preliminary Cash Balance Report for May 2013</i> )	
Exhibit B ( <i>Budget Summary of all Funds</i> )	
Exhibit C ( <i>Interfund Transfer Reconciliation</i> )	
<b>UNIT # GENERAL FUND</b>	
000 General Purpose Revenues	37
100 City Council	40
110 City Manager/City Clerk	43
130 Finance Department	47
150 City Attorney	50
160 Community Development Department	53
170 General Governmental Buildings	60
200 Non Departmental	63
300 Police Department	66
310 Fire Department	70
320 & 330 Building and Fire Marshal Department	73
400 Public Works Department	78
500 Parks Department	82
510 Recreation Services	85
515 City Aquatics	89
900 General Fund Debt Service	92
Contingency	95
<b>FUND # OTHER FUNDS</b>	
120 Community Development	97
123 Business Loan Grant Program	102
124 Air Pollution Control Fund	105
125 Gonzales RDA Administration	107
127 Urban County (CDBG)	110
130 Street Fund	113
150 Supplemental Law Enforcement	118
165 Gonzales RDA Low Moderate Housing	121
170 Gonzales RDA Capital Projects	124

# TABLE OF CONTENTS

## FY 2013-2014 City & Successor Agency Budget

<b>FUND #</b>	<b>OTHER FUNDS CONT.</b>	<b>Page</b>
180	Gas Tax 2105 Street	126
190	Fire Impact	129
200	General Plan Impact	132
201	Sphere of Influence Impact Fund	134
205	Recreation Services Supplemental Funding (Prop 12)	137
210	Public Safety	140
216	Police Department CalGrip Grant	144
220	Police Impact	147
230	Sewer Impact	150
235	Circulation System Impact	153
240	Water Impact	156
241	Public Facilities Impact	159
242	Public Uses Impact	162
243	Aquatics Facilities Impact	165
244	Animal Control Facilities Impact Fees	168
245	Storm Drainage Facilities Impact Fee	171
250	Park Impact	174
260	Signalization	177
270	CA Breeze Park & Open Space Maintenance Assmt. Dist. Phase I, II, & III	180
280, 290, 300	CA Breeze Benefit Assessment District	184
302	Canyon Creek Park & Open Space Maintenance Assmt. Dist. Phase I, II, & III	193
304, 306, 308	Canyon Creek Benefit Assessment Districts Phase I, II & III	197
310	Cipriani Estates Park & Open Space Maintenance Assessment District	202
312	Cipriani Estates Benefit Assessment	205
314	Gonzales Industrial Park Landscape District	208
316	Gonzales Industrial Park Benefit Assessment District	211
407	Agricultural Industrial Park Federal Grant	214
420	Shopping Center REDIP	217
425	Gonzales RDA Debt Service	219
426	Gonzales Successor Agency	222
427	Gonzales Successor Agency - Housing	226
450	Gonzales River Road Assessment District	229
460	Capital Infrastructure	232
520	Water Enterprise	235
530	Sewer Enterprise	240
540	Garbage Enterprise	244
550	Solar Project	248



(a) Currently serving as the Acting Fire Chief.

(b) Corporals will be filled by in-house recruitment, so there will be no increase in FTE's.



# City of Gonzales

P.O. BOX 647  
PHONE: (831) 675-5000

147 FOURTH ST.  
FAX: (831) 675-2644

GONZALES, CALIFORNIA 93926  
[www.ci.gonzales.ca.us](http://www.ci.gonzales.ca.us)

June 24, 2013

Honorable Mayor Orozco and Council Members  
Chairperson Orozco and Successor Agency Board Members  
P.O. Box 647  
Gonzales, California 93926

Dear Council and Board Members:

I am pleased to transmit to your Council and Board the Recommended Budget for FY 2013-2014, which sets forth total Budget Requirements in the amount of \$15,205,545, which is \$4,449,212 higher than the FY 2012-2013 amount. The main reason for the increase is due to capital outlay improvements to the City's water and sewer systems.

Of the overall budget amount, the General Fund portion is \$3,609,375, which is \$146,438 or 4.2% higher than the FY 2013-2014 Budget amount of \$3,462,937. The reasons for the increases are mainly due to (a) increases for audit, legal and financing services, (b) a contribution to the Public Safety Fund to begin to balance that fund, and (c) an increase in utility costs. Of note is the General Fund continues to reflect the full \$385,000 debt payment for the 2011 Lease Revenue Bond loan to the Gonzales Redevelopment Agency that was needed to refinance the 2006 RDA Tax Anticipation Note. In addition, the budget reflects the retirement of the Chief Building Inspector.

As you may recall, the General Fund was used to fulfill the repayment obligation. The key and intent for this financing was that as the tax increment began to increase, the Successor Agency of the former Gonzales Redevelopment Agency would begin to repay back the General Fund and ultimately, take over all financing obligation. However, the California Department of Finance has disallowed this as an obligation of the Redevelopment Agency and has not recognized it as an enforceable obligation for payment by the Successor Agency. This matter has been appealed to DOF with no success. This is significant because if this matter is not resolved, the General Fund will have to absorb \$380,000 annually over the life of the financing. Clearly, the unresolved debt service matter continues to place a grey cloud over the entire budget, and the possibility of having to absorb a significant hit in the General Fund over a long period of time. Therefore, the Recommended FY 2013-2014 City Budget is once again built with the General Fund absorbing the full impact of the 2011 Lease Revenue Bond. In spite of this impact, all effort has been made to present a budget that maintains core services.

While the economic environment remains challenging, it is not as dire as the prior few years and there are visible signs of recovery; nevertheless, this coupled with the Successor Agency debt issue facing the General Fund, continues to necessitate a conservative Proposed Budget. As a result, the proposed budget contemplates a very deliberate and conservative expenditure start to the fiscal year.

Unlike the past few years, the Proposed Budget reflects several significant infrastructure projects to the water and sewer systems, and streets. These projects are all needed to maintain the systems current, to support economic development and to position the City to take advantage of future opportunities. In addition, one project is the cleanup and improvement of the Gonzales Water Tower "Ball" which is important for community pride and identity.

The budget continues to reflect a few key initiatives to proactively grow the City's business base, which over time, will result in increased sales and property tax revenues, more jobs, and overall a more healthy and vibrant local environment. Some of the key efforts include the Gonzales Grows Green Initiative, focused work with the property owners in the Gonzales Agricultural Industrial Business Park, and continue implementing the Community Development Block Grant (CDBG) Business Loan Program.

Furthermore, the budget reflects a set aside for Contingencies of \$20,000, and a contribution from the General Fund to the Public Safety Fund to begin to balance that fund.

On the organizational side, this budget reflects the retirement of the Chief Building Inspector and the continuing freezing and/or elimination of four Public Works positions, two Police Department positions, and an Accounting Assistant position in Finance, and no changes to salaries and benefits. However, the budget does reflect the hiring of a Public Works Maintenance Supervisor to begin the implementation of the succession plan in Public Works.

In order to maintain a balance the budget, all General Fund budgets were reduced where possible, and all other funds were required to live within their means. In addition, all the significant reductions made over the last few years are continued, and finally, the budget once again reflects no funding for special events.


Even though the budget reflects resources to maintain key City initiatives, it needs to be stressed and highlighted, that **additional resources need to continue to be developed and/or maintained** in order to fully fund the current level of service provided by the City. To these ends, a pro-active approach continues to be implemented to grow the City's economic base. These efforts appear to be slowly paying off, which is evident in the continuing increase of the Sales Tax and Property Tax, and a few development projects currently being processed.

As your Council reviews the budget document, please keep in mind that any increases in expenditures should be done concurrently with corresponding expenditure reductions, and/or revenue increases. While the Council may wish to increase programs, it should be recognized that it would be very difficult and not all that meaningful prior to the calculating of the unaudited final Fund Balance.

The FY 2013-2014 Recommended Budget for the General Fund is once again balanced without the use of Fund Balance. It also reflects that the FY 2012-2013 year-end Fund Balance will be between \$900,000 and \$1 million.

Finally, I would like to take this opportunity to express my appreciation to all my staff whose dedicated service, cooperation, and commitment to excellence made this document a possibility. I would also like to especially acknowledge and thank Maritza Villegas for her hard work and ability to juggle countless tasks at once.

Respectfully submitted,



René L. Mendez  
City Manager

## MEMORANDUM

**TO:** Honorable Mayor Orozco and City Council  
Chairperson Orozco and Successor Agency

**FROM:** René L. Mendez, City Manager and Director

**DATE:** June 24, 2013

**SUBJECT:** City Manager and Director FY 2013-2014 Recommended Budget

### RECOMMENDATION

Consider and approve the FY 2013-2014 City and Successor Agency Recommended Budget on June 24, 2013 or if needed on June 26, 2013, as presented, which is balanced, maintains or funds Council priorities, and maintains acceptable service levels.

### SUMMARY

The Recommended Budget for FY 2013-2014 totals \$15,205,545 of which \$3,615,255 is the General Fund. The General Fund represents an overall increase of \$152,318 or 4.2% from the FY 2012-2013 Budget amount of 3,462,937. The Proposed Budget continues to reflect the debt service payment for the 2011 RDA Financing Bailout Plan from the General Fund. Adjusting for the debt service, the General Fund would be \$3,223,556 for FY 2013-2014, which only underscores the significance of this debt on the General Fund.

This clearly illustrates the importance of this debt, and why it is significant to have it recognized as an enforceable obligation by the Department of Finance. This debt notwithstanding, the primary reasons for the changes in the General Fund, are mainly due to (a) increases for audit, legal and financing services, (b) a contribution to the Public Safety Fund to begin to balance that fund, and (c) an increase in utility costs.

This year, the overall “operating” budget is again skewed by the “Transfers-In” of resources among funds. For example, transfers include several funds into the General Fund, from the General Fund into the Public Safety Fund, from the Supplemental Law Enforcement Fund into the Public Safety Fund, and from several assessment funds into the Streets Fund. While this method clearly isolates the contribution among funds, in reality, they are “paper-only” transactions that artificially inflate the total budget by approximately \$986,706.

On the State front, the news is not as bad as has been the last few years; nevertheless, the Governor and some Legislators have targeted the Enterprise Zones, which is really the only economic development tool at the local level. While the state of the economy still continues to be a concern and deserves close monitoring, it is important to point that there are very positive signs of recovery, and hopefully the corner has been turned.

The following sections in the Budget Message are intended to provide: (1) an overview on pressures on the General Fund and overall City Budget; (2) an explanation of the overall budget balancing strategy used; (3) an overview of General Fund budgets; and (4) highlights of Non-General Fund budgets and programs.

### PRESSURES ON THE GENERAL FUND

Similar to the prior year, there continues to be pressures and stressors on the General Fund that have required essentially status quo programs in order to balance the budget. As will be discussed below, the largest and most immediate stressor is the non-approval by DOF of former RDA obligations approved by the Gonzales Oversight Board.

#### *State Impacts*

For the first time in a few years, the State Budget while still problematic, does not appear to devastate local government. However, not everything is rosy; for example, the Governor is targeting Enterprise Zones, which would eliminate the only real economic development tool left for cities and counties.

### ***Housing Environment***

The housing market appears to be showing signs of life which bodes well for our local economy. In fact for the City of Gonzales, we are conservatively projecting a 2% growth rate in property taxes. Nevertheless, because the recovery is in its initial stages, it is prudent to remain conservative with this funding source.

### ***Fuel Prices***

This is highlighted because the fluctuation in fuel prices still bears close monitoring. While the budget attempts to reflect adequate resources to cover fuel costs, it does not contemplate fuel costs increasing and sustaining at over \$4 per gallon for long periods of time.

### ***Antiquated Pool***

Once again, the pool is highlighted as a growing concern. Staff has done a remarkable job to keep the pool operational, but it is only a matter of time before the pool fails completely. In addition, last year we reported new federal requirements that would have resulted in significant upgrades to the pool that were ultimately delayed by the Federal government; nevertheless, here once again, it is only a matter of time before those requirements are required. Therefore, it is important to continue working towards a plan to replace, and/or upgrade the pool.

Considerable work was done in FY 2012-2013 to develop a Community Facility Plan with the School District that included a new replacement pool at a preliminary cost estimate of \$2.5 million. However, the initial polling to gauge interest on the possibility of a bond for the pool did not receive the necessary 66% that it would need to pass. As a result, a lot more work needs to be done with the community to generate the financial support that is going to be needed to raise the funds to construct a new replacement pool.

### ***A Portion of the RDA Financing Plan Bailout Implemented in 2011 Continues to be Disallowed by the State Department of Finance***

As has been presented to the Successor Agency Board and Council, the Department of Finance (DOF) has not approved the General Fund portion of the 2011 Financing Plan that was implemented to refinance the RDA 2006 Tax Anticipation Note (TAN). The General Fund portion was a Lease Revenue Bond financing that was done to generate the funds to lend the RDA in order to help refinance the 2006 TAN. As of the time of writing the Budget Document, DOF continues to disallow this cost as an Enforceable Obligation for the Gonzales Successor Agency. As a result, this continues to be a significant impact to the General Fund in the magnitude of \$380,000 annually. As a result, per Council direction, staff is completing the work to initiate a lawsuit against the DOF. The lawsuit is warranted because if this issue is not resolved, this will remain a significant impact on the General Fund, that could result in additional expenditure reductions, revenue increases, or a combination of both moving forward.

## **OVERALL BUDGET BALANCING STRATEGY**

FY 2013-2014 continues the 5 Year Budget Forecast and Plan, and retains all the reductions and policies implemented over the last couple of years. The proposed strategy to use a 5-Year Budget Forecast was implemented to gradually adjust the budget over several years. A gradual adjustment phase minimizes the impact to programs, services, and employees, and allows time for conditions to improve. In addition, this year the budget reflects the retirement of the Chief Building Inspector and does not reflect the immediate filling of the position thereby generating additional savings. Specifically, the budget continues to reflect:

### ***Expenditure Reductions***

- ❖ Freezing existing vacant positions in the Finance, Public Works, and Police Departments;
- ❖ Freezing the Chief Building Inspector position after January 1, 2014;
- ❖ The changes made to health and retirement benefits; and
- ❖ The elimination of the custodial services contract.

### ***Revenues***

- ❖ Continuing the utility tax payment from the Sewer and Water Enterprise Utilities; and
- ❖ Continuing the payments from the Gonzales River Road Assessment Fund to the General Fund for the



financing and administrative services rendered. After a careful review of this fund, it was determined that it has never reimbursed the General Fund for services rendered.

### ***Sale of Surplus Property***

While there are no proposed sales of surplus property reflected in the Proposed Budget, the City still has one valuable piece of property available for sale. In addition, the Successor Agency (SA) has two properties that are required to be sold by the State and the RDA dissolution process. These SA properties will not generate a lot of revenue to the City from their sales, but will hopefully result in increased sales and property tax revenues.

## **OVERALL GENERAL FUND STRUCTURE**

Pending budget direction, the City's General Fund is balanced with no use of Fund Balance, and a revenue amount of \$3,615,255. *These revenues include the following:*

1. A 2% growth in property taxes above actual FY 2012-2013 levels. This is very conservative estimate, but is based on prior year actual levels and discussions with the County Assessor.
2. A 2% increase in Property Taxes – VLF Adjustment from the State. This is a very conservative estimate, which is based on actual levels from FY 2012-2013.
3. An 8% change in Sales Tax revenues. This is the result of the current level of activity, a few significant changes to local businesses, and projections from the HDL Companies, the City's sales and property tax consultants.
4. Continued emphasis on the General Fund being reimbursed for its administrative costs for running the various non-general fund programs, were not directly apportioned to the other funds.
5. Increased revenues from several grant programs including Cal-Grip 6, Community Development Block Grant (CDBG) Urban County Entitlement, and a 2013 Catalyst Grant from the Foundation for Youth Investment.
6. No change in VLF revenues, which is a direct result of the current state of the economy.
7. A reduction in building permits revenues based on the expected level of activity.
8. A partial payment from the Gonzales River Road Assessment Fund that has never reimbursed the General Fund for the administrative and financial services rendered to manage the debt.

*Consistent with Year 3 of the 5-Year Budget Forecast:*

- at this time maintains core City programs and critical infrastructure;
- maintains the existing level of employees;
- funds several Vision and Mission initiatives, including pro-active economic and business development, improvements, "Gonzales Grows Green Initiative"; and
- Maintains collaborative efforts on many fronts.

*On the expenditure side, this budget reflects:*

- maintaining an existing vacant Accounting Assistant position unfunded;
- freezes the Chief Building Position upon retirement;
- reductions to various expenditure line items and no fixed assets in the General Fund;
- not filling two existing vacant Police Officer positions, and four existing vacant Public Works positions;

- maintaining all the reductions implemented in FY 2012-2013;
- No change to salaries and benefits; and
- Outsourcing the Street Sweeping Program to better align it with existing resources.

***Positive External Relationships***

On the positive side, staff continues to work diligently to reinforce, grow, and/or establish new partnerships with the Private Sector and other agencies.

Examples of these partnerships include:

- a) Continuing the collaboration with and taking on a leadership role with the County on Countywide Economic Development Efforts.
- b) Continue working with the Monterey Business Council, the County and other Cities to develop a joint marketing website, and business attraction effort using the Collaborative Business Attraction Initiative spearheaded by Gonzales as the model.
- c) Continuing to work closely with the School District on a variety of issues, the more significant being the implementation and funding of the Community Facilities Plan.
- d) Continuing to work with the County and Monterey County Cities on a variety of regional efforts.
- e) The Monterey County Vintners and Growers Association.
- f) Working with many smaller neighborhood organizations or groups that meet periodically.
- g) Working with the private sector to enhance and support their growth. Examples include partnerships with Coast Oil, Healthy Soil, Taylor Farms, Herb Meyers, and American Cooling to name a few.

**MAJOR CITY VISION INITIATIVES REFLECTED IN THE BUDGET**

*The following is a list of some of the major initiatives reflected in the Budget:*

- Complete the next phase of the planning process for the future of the community, including the Memorandum of Agreement (MOA) with the County on future growth, and successfully submit an application to expand the City’s Sphere Influence to Local Agency Formation Commission (LAFCO);
- In partnership with the Gonzales Unified School District, implement and fund the approved Community Facilities Master Plan;
- Continue development of the Gonzales Agricultural Industrial Business Park;
- Re-energize the Community Policing Program;
- Continue the upgrade to the City’s Website to make it more user-friendly and proactive;
- Continue to increase partnerships with the City’s business community;
- Maintain proactive implementation of the “Gonzales Grows Green” Initiative;
- Continue implementing sustainable green initiatives and projects like the Solar Project and Environmental Leadership Academy. For example, the City worked closely with private interests and the County to permit two windmills that when constructed and fully functional, will supply power to the Industrial Park; and
- Proactively engage the community’s youth in the future of their City.

## BUDGET GOALS AND OBJECTIVES

The City Budget sets forth the foundation for major Council policy actions, and provides a fiscal “Road Map” of the direction for City government to follow now and in the future. The City Budget represents the single most important document that is prepared, reviewed, and approved on an annual basis.

*The format used for this budget:*

- Reflects all revenues directly in the programs for which they are to be used;
- Includes all of the City’s grants and operating trust funds;
- Details fund balances of all the major funds and their uses;
- Relies on the Net City Cost concept to explain the cost to City resources. For example, a larger net negative means that it is costing the City more, and conversely a lower net negative and/or higher positive number indicates that it is costing the City less to provide the program; and
- Reflects a consistent and standard narrative format:
  1. Description of each individual budget and program.
  2. Major accomplishments by each Department in FY 2012-2013.
  3. Departmental goals for FY 2013-2014.
  4. The Recommended Budget in detail.
  5. Major policy considerations being requested.

*Year 3 of the 5-Year Budget Forecast Strategy*

Year 3 of the 5-Year Budget Forecast Strategy is reflected in the Proposed Budget, which is needed to continue to General Fund debt bailout of the dissolved Redevelopment Agency. Overall, as mentioned above, the General Fund is balanced through expenditure reductions and revenues. Even though the budget is lean, it maintains the following Budget Priorities:

1. City Vision and Mission point the direction
2. Maintain existing valuable workforce
3. No increase in Net City Cost
4. Maintain critical services (i.e. Public Safety, and Sewer and Water)
5. Maintain critical infrastructure
6. Honors all debt obligations
7. Strives to maintain a \$1 million General Fund Balance

As outlined above and in the Strategy, maintaining the priorities was done by:

- Maintaining the reductions implemented over the last couple of years;
- Not funding vacant positions in Finance, Police, and Public Work Departments
- No changes to salaries and benefits costs
- Utilizing other funds where appropriate
- Continuing the Gonzales Grows Green Initiative
- Continuing proactive economic development efforts
- Continuing efforts to reduce and/or control costs wherever possible

*The following principles and goals have been maintained:*

- The Budget is balanced so that available and estimated revenues equal appropriations;

- Whenever possible, the Budget is balanced with ongoing and known revenue sources equaling ongoing and reasonably expected expenses;
- To the extent possible, one-time money is not used for ongoing operations;
- To the extent possible, one-time money is used for one-time expenditures;
- Service levels are maintained at the highest level within funding constraints;
- Prudent General Reserves are maintained;
- Discretionary revenues are maximized to provide the Council with options to fund beneficial local programs and services; and
- Accuracy and accountability in estimating and monitoring revenues and expenses during the fiscal year will continue to improve.

*In reference to Year 3 of the 5-Year Budget Forecast, the following revenue and/or expenditure guidelines were followed in developing this budget:*

### ***Revenues***

- Maximized the use of the garbage fund franchise fee revenues to the General Fund;
- Cautiously increased Sales Tax levels to reflect current and expected activity;
- Reflect a small change in property tax revenues, which is based on actual received revenues in FY 2012-2013 and discussions with the County Assessor;
- Reflect several new grant programs; and
- Continued to look for additional revenue opportunities for the City.

### ***Expenditures***

- In general, expenditures are kept low throughout the budget;
- Covers all debt service payments including the (a) 2003 RDA Bond, (b) the private placement financing that was utilized to expand the Wastewater Treatment Plant and expand water storage capacity, (c) the Solar Project, and (d) the 2011 Financing Plan that was used to refund of the 2006 Tax Anticipation Note (TAN);
- Maintained employee salaries and benefits constant with no increases;
- Maintained all existing vacant positions unfunded; and
- Continued to look for ways to reduce costs.

## **PROJECTED FUND BALANCES**

As of the writing of this document, the final fund balances for all major funds were not yet available; therefore, estimates of year-end fund balances for all major funds have been relied upon to balance the budget. Though the FY 2012-2013 was almost over at the time this message was prepared, the estimates can and will probably change after the Finance Department closes the accrual period at the end of July. The accrual period is very important because it is used to clean up and/or eliminate encumbrances (funds kept “on hold” for contracts and purchases made at the end of the fiscal year), and to receive revenue that is due to the City, and comes in arrears (this is typical of many grant programs and sale tax revenues).

It is important to realize that Fund Balance is not a fund or a separate account, but by definition, is simply the difference between the assets and liabilities of a governmental fund. While it is critical to keep a close watch on fund

balance levels and not become too reliant on it, in all likelihood, there will always be a fund balance. The key is for the organization to identify what areas generate the fund balance.

- Based on the level activity projected for the few weeks left in the fiscal year, the year-end 2012-2013 General Fund - Fund Balance is estimated to be between \$900,000 and \$1 million.

The following table is a summary of the projected Fund Balances of some of the major funds and their recommended uses. Exhibit A is a preliminary listing of the cash position of all the City's funds as of May 2013, which is as good gauge on where many of these funds are going to finish. As with the General Fund, many of these estimates can and will probably change after the Finance Department closes the accrual period at the end of July.

<b>Fund</b>	<b>Projected FY 12/13 Fund Balance Total</b>	<b>Recommended Uses / Net Cost</b>	<b>FY 13/14 Projected Year-end Balance</b>
General Fund /a	\$900,00 to 1,000,000	0	\$900,000 to \$1,000,000
Air Pollution Control Fund	35,632	15,200	50,082
Street Fund	280,000	Capital Projects (171,660)	108,340
2105 Street Fund	217,000	350	217,350
Fire Impact Fund	88,000	Capital Projects (36,950)	51,050
Sewer Impact Fund	211,000	Capital Projects (92,715)	118,285
Circulation System Impact Fund	86,000	Capital Projects (53,600)	32,400
Water Impact Fund	794,000	Capital Projects (126,335)	667,665
Public Facilities Impact Fund	58,000	Capital Projects (2,240)	55,760
Storm Drainage Impact Fund	173,000	Capital Projects (161,366)	11,634
Park Impact Fund	55,000	Capital Projects/Engineering (2,015)	52,985
Signalization Impact Fund	432,000	Capital Projects (366,750)	65,250
Ag Industrial Park	18,000	Economic Development Efforts (9,950)	8,050
Infrastructure Improvement Fund	297,000	Various Business Studies & Projects (20,500)	276,500
Water Fund	3,100,000	Operations, debt service, capital projects, fixed assets (2,039,533)	1,060,467
Sewer Fund	1,200,000	Operations, debt service, capital projects, fixed assets (481,750)	718,250

/a This is in essence the projected General Fund Reserve.

## TOTAL BUDGET REQUIREMENTS

Exhibit B provides a Summary of Expenditures and Revenues by fund. It is the same straightforward format used for the monthly financial reports. This summary is the basis for the discussion below.

### *Expenditures*

Total expenditures for the FY 2013-2014 Recommended Budget are \$15,205,545, which is \$4,449,212 or 41% higher than FY 2012-2013 Budget. The increase is primarily due to capital projects in the Water and Sewer Enterprise Funds, Impact Funds and the new Solar Project Fund. As illustrated in the graph on the following page, Total City Expenditures, the Water Fund Budget comprises 24.3% of the total expenditures, \$3,705,858 million; followed by the General Fund at 23.7% or \$3.6 million; the Sewer Fund at 9.49% or \$1.4 million; the Impact Funds at 9.34% or \$1.42, and the Successor Agency Fund at 8.5% or \$1.2 million.

The increase in the City Budget is the net result of:

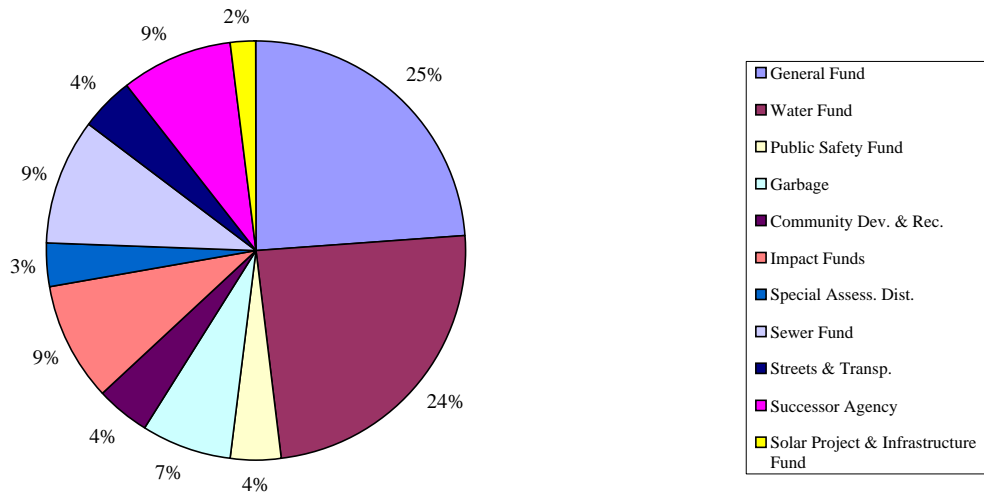
- Water and Sewer System capital projects, which are also reflected in the Impact Fund where appropriate;
- The new CDBG-Urban County and Solar Project Fund budgets;
- Increases in the Police Department predominately reflected in a lease payment for the patrol cars acquired a few years ago, and the Next Generation Radio System (NGEN);
- Continuation of the General Fund absorbing the debt service for the RDA bailout implemented in 2011;
- Maintaining vacant positions in the Police, Finance, and Public Works Departments frozen and the retired Chief Building Inspector after January 1, 2014; and
- The \$986,706 in transfers throughout funds in the budget (Exhibit C).

*[Left Intentionally Blank]*

**TOTAL CITY EXPENDITURES  
FY 2013-2014**

City Funds	FY 2012-13 Adopted Budget	FY 2013-14 Recommended Budget	FY 2013-14 % of Total Budget	Net Difference	% Difference
General Fund	\$ 3,462,937	3,615,255	23.78%	\$ 152,318	4.4%
Water Fund	1,961,454	3,705,858	24.37%	\$ 1,744,404	88.9%
Public Safety Fund	556,053	561,883	3.70%	\$ 5,830	1.0%
Garbage	957,336	1,057,816	6.96%	\$ 100,480	10.5%
Community Dev. & Rec.	524,903	630,183	4.14%	\$ 105,280	20.1%
Impact Funds	582,578	1,420,739	9.34%	\$ 838,161	143.9%
Special Assess. Dist.	498,442	516,374	3.40%	\$ 17,932	3.6%
Sewer Fund	864,683	1,442,259	9.49%	\$ 577,576	66.8%
Streets & Transp.	410,220	657,520	4.32%	\$ 247,300	60.3%
Successor Agency	902,727	1,293,293	8.51%	\$ 390,566	43.3%
Solar Project & Infrastructure Fund	35,000	304,365	2.00%	\$ 269,365	769.6%
<b>TOTAL</b>	<b>\$ 10,756,333</b>	<b>\$ 15,205,545</b>		<b>\$ 4,449,212</b>	<b>41.4%</b>

**Total City Expenditures  
FY 2013-2014**



## ***Revenues***

Total revenues for the Recommended Budget are \$11,704,604, which is 420,810 or 4% more than the FY 2012-2013 Budget. As reflected in the graph on the following page, *Total City Revenues*, the General Fund comprises 30% or \$3,615,255 million of the total budget, followed by the Water Fund at 14% or \$1,666,325 million, and the Successor Agency at 11% or \$1,295,493 million.

The change in overall revenues is the net result of:

- Increase in grant revenues to the General Fund;
- A modest increase in property taxes, sales tax, and Property Tax-VLF adjustment revenues from the State;
- The new CDBG-Urban County and Solar Project Fund budgets;
- A decrease in building permits; and
- The transfers of resources among funds throughout the budget.

The overall budget reflects expenditure exceeding revenues, which is primarily due to existing reserves (fund balance) being used in the Water and Sewer Enterprise and Impact Funds to cover several capital projects.

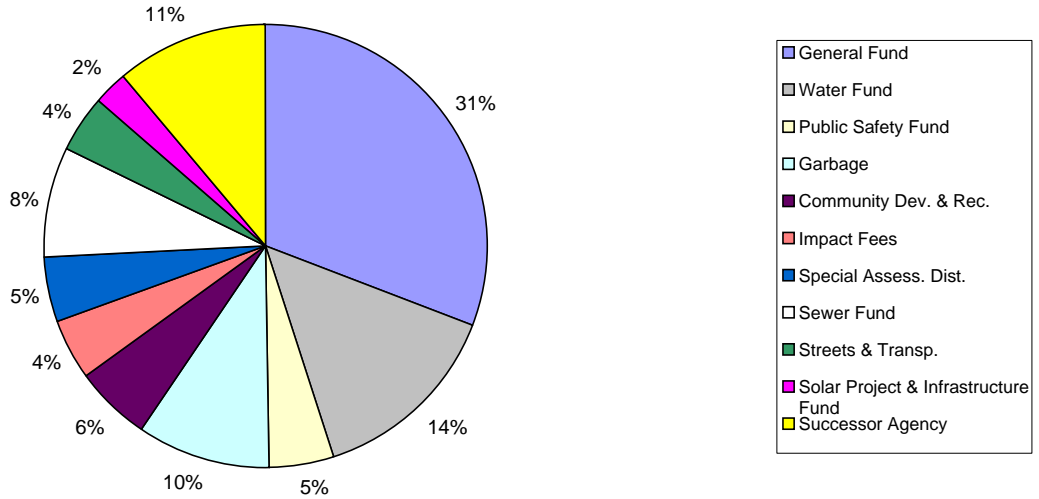
*[Left Intentionally Blank]*



**TOTAL CITY REVENUES  
FY 2013-2014**

City Funds	FY 2012-13 Adopted Budget	FY 2013-14 Proposed Budget	FY 2013-14 % of Total Budget	Net Difference	% Difference
General Fund	\$ 3,462,937	\$ 3,615,255	30.89%	\$ 152,318	4.4%
Water Fund	1,563,771	1,666,325	14.24%	102,554	6.6%
Public Safety Fund	460,500	540,891	4.62%	80,391	17.5%
Garbage	957,336	1,137,519	9.72%	180,183	18.8%
Community Dev. & Rec.	569,023	656,863	5.61%	87,840	15.4%
Impact Fees	1,143,915	519,223	4.44%	(624,692)	-54.6%
Special Assess. Dist.	522,284	542,451	4.63%	20,167	3.9%
Sewer Fund	851,528	960,509	8.21%	108,981	12.8%
Streets & Transp.	435,000	486,210	4.15%	51,210	11.8%
Solar Project & Infrastructure Fund	14,500	283,865	2.43%	269,365	1857.7%
Successor Agency	1,303,000	1,295,493	11.07%	(7,507)	
<b>TOTAL</b>	<b>\$ 11,283,794</b>	<b>\$ 11,704,604</b>		<b>420,810</b>	<b>4%</b>

**Total City Revenues  
FY 2013-2014**



## OVERALL DISCUSSION OF GENERAL FUND BUDGET

### *Budget Parameters*

As mentioned previously, the recommended budget utilizes Year 3 of the 5-Year Budget Forecast Model. In addition, staff relied on the Vision and Mission and Council priorities to prepare the budget with the following parameters:

- Minimize increase in the City's Net Cost;
- Existing vacancies remain unfilled;
- No new positions are recommended; and
- Accurately allocate personnel and administrative costs among all the funds as appropriate.

### *Departmental Budget Requests*

The budget includes individual narrative sheets for each budget that illustrate a variety of information, including a Recommended Budget and Major Policy Consideration section. No programs are provided with all needed resources, but are provided sufficient resources to keep current operations moving forward.

### Expenditures

In order to balance the budget: (a) personnel and administrative costs were spread directly to all the funds as appropriate and justified; (b) in general, no fixed assets are funded; (c) overtime costs in Police are controlled; (d) all the reductions implemented in FY 2012-2013 are maintained; and (e) vacant positions are maintained frozen, including the Chief Building Inspector position after retirement January 1, 2014.

### Revenues

The Requested Budget reflects (1) a 2% increase to property taxes based revenues; (2) decrease to building permit revenues; (3) increase to the property taxes triple flip and VLF adjustment from the State; (4) increase grant resources to the General Fund; and (5) payment from the Gonzales River Road Assessment Fund to the General Fund for administrative and financial services rendered.

### Use of General Fund - Fund Balance

As described under the Fund Balance section above, the Proposed Budget reflects no use of Fund Balance for FY 2013-2014.

## TOTAL GENERAL FUND BUDGET AND FINANCING REQUIREMENTS

### *Expenditures*

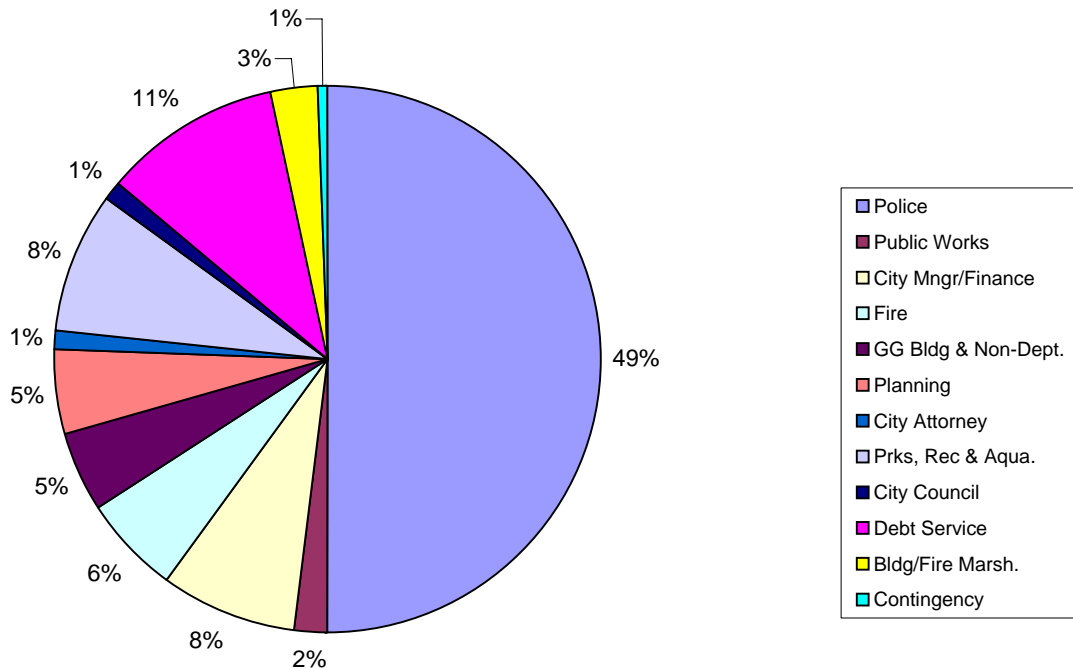
As illustrated in the graph on the following page, General Fund Expenditures, overall, General Fund expenditures total \$3,615,255, which is 4% or \$152,318 higher than the prior year. As shown, Police is the single largest General Fund program at 50% or \$1,809,356 million; followed by the Debt Service for the financing provided as a loan to the RDA at 385,819 or 10.6%; and then Parks, Recreation and Aquatics at 299,762 or 8%.

The change in expenditures is mainly due to the net impact of: (a) maintaining all vacant position frozen, including the retiring Chief Building Inspector, (b) expected increases in fiscal and legal costs, (c) maintaining all the reductions implemented in FY 2012-2013, and (d) continuation of the debt service payment for the loan that was provided to the RDA.

### GENERAL FUND EXPENDITURES FY 2013-2014

Departments	FY 2012-13 Adopted Budget	FY 2013-14 Recommended Budget	FY 2013-14 % of Total Budget	Net Difference	% Difference
Police	1,715,275	1,809,356	50.05%	94,081	5.48%
Public Works	54,570	65,945	1.82%	11,375	20.84%
City Mngr/Finance	267,530	289,930	8.02%	22,400	8.37%
Fire	214,639	216,756	6.00%	2,117	0.99%
GG Bldg & Non-Dept.	168,264	169,081	4.68%	817	0.49%
Planning	185,733	183,232	5.07%	(2,501)	-1.35%
City Attorney	15,000	35,000	0.97%	20,000	133.33%
Prks, Rec & Aqua.	285,723	299,762	8.29%	14,039	4.91%
City Council	37,545	41,195	1.14%	3,650	9.72%
Debt Service	385,819	385,819	10.67%	-	0.00%
Bldg/Fire Marsh.	132,839	99,179	2.74%	(33,660)	-25.34%
Contingency	-	20,000	0.55%	20,000	
<b>TOTAL</b>	<b>\$ 3,462,937</b>	<b>\$ 3,615,255</b>		<b>\$ 152,318</b>	<b>4.40%</b>

### General Fund Expenditures FY 2013-2014



For comparison purposes, the following table illustrates the impact from the RDA Debt to the General Fund Budget. It is significant to point that without the debt, the General Fund is actually 5% lower than the previous year; which clearly illustrates the importance of the debt service being recognized as an Enforceable Obligation of the Gonzales Successor Agency by the California Department of Finance.

	<b>FY 2012-2013</b>	<b>FY 2013-2014</b>	<b>Difference</b>	
Total Budget	\$3,462,937	\$3,615,244	\$152,318	4.4%
2011 Financing Bailout of the RDA (Annual Debt Service)				
2011 Financing Bailout of RDA (Annual Debt Service)	(385,819)	(385,819)	0	0
<b>Adjusted Budget</b>	<b>\$3,077,118</b>	<b>3,229,425</b>	<b>\$152,300</b>	<b>4.9%</b>

*[Left intentionally blank]*

## ***Revenues***

The next graph, *General Fund Revenues*, illustrates the major revenue sources of the General Fund. Overall, revenues total \$3,615,255, which is \$152,318 or 4.4% higher than the prior fiscal year. The largest source is the Sales, Use Tax and Triple flip at \$653,000 or 18%, followed by the Motor Vehicle in Lieu/VLF Adjustment at \$592,000 or 16.4%, that while both down over prior years; still represent a significant source of revenue for the City. This indicates the importance of this revenue, and illustrates how significant the impacts at the State level can have on the City's budget. The next two areas are (1) Other Taxes and the SVSWA Host Fee at 13.19% or \$477,000, (2) Property Taxes at 11.47% or 414,500, and (3) Other Revenue at 11.09% or \$400,763. Again, this is not surprising and indicates the importance of tax revenue to the City, and highlights the fact that these areas deserve attention when evaluating revenue generation strategies. However, again this year because of the depth of the housing crisis, Property Tax revenues are no longer among the top three revenue sources for the City.

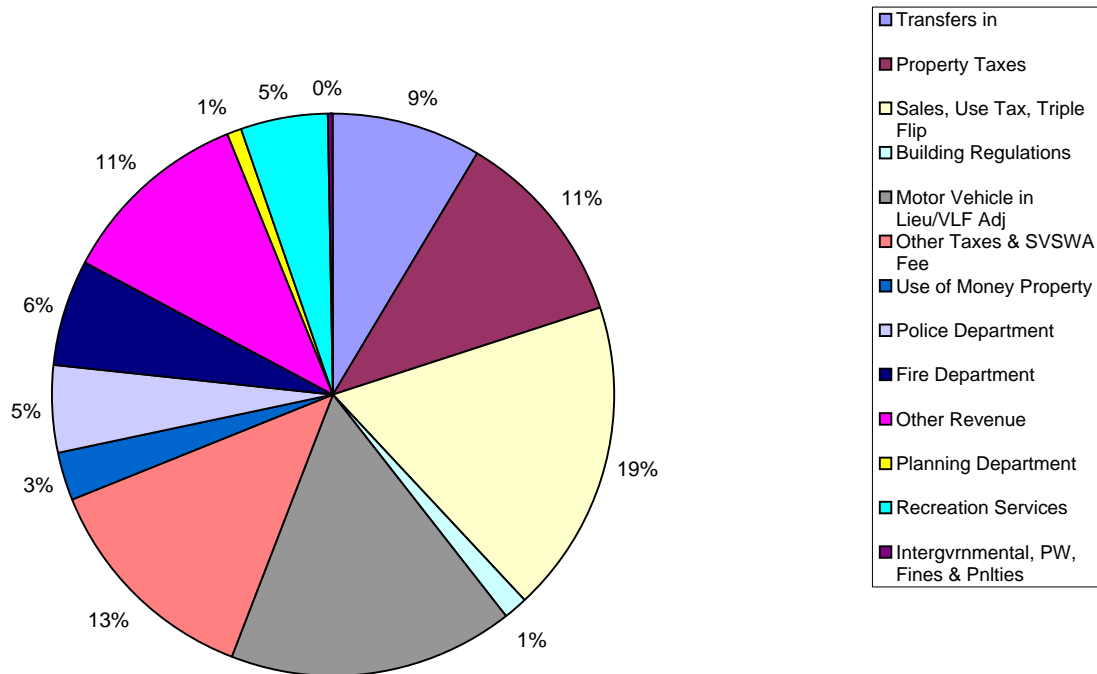
On the permit activity, it is important to point out that the budget reflects a decrease. However, as of the time that the budget document was going to print, staff was working on two significant development projects that if they materialize, will increase this revenue source significantly.

*[Left intentionally blank]*

## GENERAL FUND REVENUES FY 2013-2014

Revenue Sources	FY 2012-13 Adopted Budget	FY 2013-14 Recommended Budget	FY 2013-14 % of Total Budget	Net Difference	% Difference
Transfers in	\$ 256,400	\$ 311,400	8.61%	\$ 55,000	21.5%
Property Taxes	399,500	414,500	11.47%	\$ 15,000	3.8%
Sales, Use Tax, Triple Flip	613,000	653,000	18.06%	\$ 40,000	6.5%
Building Regulations	105,855	44,360	1.23%	\$ (61,495)	-58.1%
Motor Vehicle in Lieu/VLF Adj	590,000	592,950	16.40%	\$ 2,950	0.5%
Other Taxes & SVSWA Fee	481,900	477,000	13.19%	\$ (4,900)	-1.0%
Use of Money Property	97,000	97,000	2.68%	\$ -	0.0%
Police Department	89,850	179,850	4.97%	\$ 90,000	100.2%
Fire Department	226,000	226,000	6.25%	\$ -	0.0%
Other Revenue	445,532	400,763	11.09%	\$ (44,769)	-10.0%
Planning Department	14,200	27,970	0.77%	\$ 13,770	97.0%
Recreation Services	130,500	177,262	4.90%	\$ 46,762	35.8%
Intergvnrmental, PW, Fines & Pnlties	13,200	13,200	0.37%	\$ -	0.0%
<b>TOTAL</b>	<b>\$ 3,462,937</b>	<b>\$ 3,615,255</b>		<b>\$ 152,318</b>	<b>4.4%</b>

## General Fund Revenues FY 2013-2014



## **Overview of Different Budgets**

The following section briefly highlights the reasons for the changes in some of the budgets. Please refer to the individual budget narrative sheets for a summary of each budget.

### ***General Fund Revenues***

This budget reflects revenues that cannot be attributed to any one particular budget. All other revenues are reflected directly in the programs for which they are to be used for and/or generated. This is done in order to more accurately reflect the activity, and present a more accurate account of the overall program.

As mentioned previously, General Fund Revenues are up mainly due to the net impact of (a) conservative increases to property and sales taxes, (b) minor increases to the Triple Flip and VLF adjustment to the Property Taxes received from the State to reflect actual activity in FY 2012-2013, (c) increase in grant revenues, (d) increase in garbage franchise fees, and (e) a reduction in building and planning permit revenues.

**It cannot be emphasized enough that it is important to continue to identify other revenue sources for the City in order to maintain a balanced budget, and provide the services needed to support the Vision of the City.** Staff is cautiously optimistic that sales tax and property tax revenues will continue to trend up. In addition, the increase emphasis by staff on the wine industry, especially the tasting rooms along with the partnership with the Monterey County Vintners and Growers Association, and with the Private Sector, will hopefully result in more visitors through Gonzales on their way to the wineries on River Road. Finally, the G3 Initiative continues to enhance economic development.

### ***Contingency Budget***

The budget includes \$20,000 in contingency to cover unexpected increase in the fiscal year. Per policy, this budget cannot be used with Council approval.

### ***City Council, City Manager, Finance, & City Attorney***

All of these budgets reflect increases to cover additional fiscal, audit and legal costs as well as training and travel to maintain leadership positions on regional efforts.

### ***General Government & Non-Departmental***

Both of these budgets are essentially status quo.

### ***Police***

The increase in this budget is mainly due to reflecting some of the costs for the NGEN radio system, and lease payment for the patrol cars acquired a couple of years ago.

### ***Parks, Recreation & Aquatics***

The increase in this budget is primarily being driven by higher utility costs and program costs.

### ***Public Works***

Increase is mainly in salaries and benefits to more accurately reflect existing personnel costs.

## **OTHER FUNDS**

Significant programs outside the General Fund are Sewer, Water, Garbage, Assessment Districts, Impact Funds, and Redevelopment Agency.

### ***Community Development***

The decrease in the Proposed Budget is simply due to several projects being completed and less projects coming on line.

### ***Business Loan Grant***

The change reflects the expected level of loan activity for the fiscal year.

### ***Community Development Block Grant-Urban County***

This is a new fund established to track expenditures and revenues for projects and programs funding by the Federal Department of Housing and Urban Development (HUD), through participation in the Urban Entitlement County together with the City of Del Rey Oaks and the County of Monterey. Projects for the City include:

- Offset of Recreation Fees;
- Lighting of Central Park;
- Repair of the Day Care Roof;
- Curb Ramps; and
- Replacement of the Heating Ventilation and Air Condition Systems (HVAC) for the Day Care and Medical Center.

### ***Street Fund***

The increase is due to capital outlay projects and equipment including:

- Street stripping of sections of Fifth Street, Fifth Street Overpass, Alta Street and Fanoe Road;
- Some sidewalk repairs; and
- Emergency Street trimming.

### ***Fire Impact***

The increase to this fund reflects the acquisition of a Water Tender to replace the one taken off line over a year ago. This expenditure will only occur if the City is finally awarded a grant from the Air Pollution Control District approved in early FY 2012-2013, which has yet to be awarded.

### ***Sphere of Influence***

This budget includes the expenditures and revenues anticipated to complete, and submit the application for an increase to the Gonzales Sphere of Influence to the Local Agency Formation Commission (LAFCO).

### ***Recreation Services***

This budget reflects grant funds to replace the (a) landscape mulch in an around Meyer Park, and (b) mulch along Harold Parkway with recycled rubberized mulch.

### ***Supplemental Law Enforcement Fund (Public Safety)***

The Supplemental Law Enforcement Fund is the public safety fund where grant monies are funneled when they are received by the City. The City is currently obtaining funding of \$100,000 a year from the COPS Fast Grant Program. These funds are managed by the State of California when they are received from the federal government. These funds have not been sufficient to offset the costs the program and officers as was originally intended; as a result, staff has been gradually shifting costs back to the General Fund and has aggressively pursued grant funds. For example, the CalGrip Grant funds have helped alleviate some of the pressure, and this year, the budget includes a transfer from the General Fund to begin to balance this fund.

### ***Circulation System Impact Fund***

The increase in the Circulation System Impact Fund is due to an earmark for engineering and surveying costs to explore the possibility of a roundabout at the Fifth Street Overpass and to complete the land exchange with the Cemetery District and Constellation Wines.



### ***Water Impact Funds***

This fund reflects higher expenditures in engineering and surveying costs to develop water well design plans and specifications, including groundwater to identify favorable locations and depths for future municipal wells within the new service areas, and identify potential impacts to City supply due to current agricultural pumping.

### ***Storm Drainage Facility Impact***

This fund reflects increased expenditures to (a) complete a hydraulic analysis of the Gonzales Slough and Phase II of the General Plan, and (b) complete Phase II of the Municipal Storm Water Plan.

### ***Signalization Fund***

This fund reflects expenditures to assist with the traffic signal improvements and roundabouts for 5<sup>th</sup> Street and Hwy 101 and 5<sup>th</sup> Street and Harold Parkway, should those projects happen.

### ***Assessment District Funds***

All these funds reflect the necessary activities necessary for the operation and maintenance of the districts.

### ***Gonzales Successor Agency***

The budget reflects the expenditures approved in the Recognized Obligation Payment Scheduled (ROPS) approved by the State Department of Finance (DOF), and revenues needed to cover all the obligations of the former RDA and to continue the wind down process.

### ***Water Enterprise Funds***

This budget reflects \$2.2 million in capital outlay project improvements to the water system including;

- Rehabilitation of the interior of the 1 million gallon storage tank and the 5<sup>th</sup> Street Water Tower;
- Replacement of the ACP Water Main at Cielo Vista;
- Phase II of the ACP Water Main Replacement Project on Rincon;
- Extension of the Water Main at South Alta;
- Continuation of the Water Meter Replacement Project;
- Two replacement pickups; and
- Two new mobile radios.

In addition, this budget reflects the debt service for the Private Placement and Solar Project financing.

### ***Sewer Enterprise Fund***

The increase in this fund is due to improvements to the system, repairs to the levee roads at the sewer treatment plant and extension of the sewer main on South Alta. In addition, this budget reflects the debt service for the Private Placement and Solar Project financing.

## **CRITICAL AREAS NOT FUNDED**

While the budget is balanced with the continuation of prior year program reductions and a conservative approach, there are many critical areas that would or should be funded if there were additional resources. Some of these areas include, but are not limited to:

1. Filling of the vacant Finance Director position.
2. Filling the vacant positions in Public Works, Police, and Finance.
3. Establishing a deferred maintenance program.
4. Constructing a new pool.

## **BUDGET RISK AREAS**

The Proposed Budget includes several assumptions that if they don't materialize, have the potential to impact the overall budget and require additional adjustments. For example, risks include the:

1. State Budget;
2. Increasing fuel prices could continue to put pressure on the City. Staff continues to explore options to reduce and/or at least minimize fuel costs;
3. The FY 2012-2013 year-end Fund Balance could come in lower than the expected;
4. The current economic recovery could stall leading to less property and sales taxes being generated within the City;
5. The continuing disallowance by the DOF of a portion of the RDA Financing Plan bailout implemented in 2011; and
6. Results of the new collective bargaining agreements with Public Safety and the Public Works field employees. Both of these agreements are scheduled to end in the 2013-2014 Fiscal Year.

As a result, it is staff's intent that once the final State Budget is passed and the Final Fund Balance is known, a re-evaluation of the budget will be done and brought back before your Council if needed.

## **ADDITIONAL POLICY AREAS**

There are several policies that require additional attention, even though they might have already been mentioned in this Budget Message.

### ***Vision and Mission***

As this budget is reviewed, it is important to look at it with the City's Vision and Mission in mind. A lot of work has been done and is underway to align the budget with the City's Vision. For example, programs or initiatives include, but are not limited to:

- Capital projects like the lighting of Central Park and improvements to the Sewer and Water Systems, further the Vision and implement the Mission;
- The funding of the Community Facilities Master Plan developed with the Gonzales Unified School District, further the Vision and implement the Mission;
- More strategic and coordinating Grant writing program that if successful, would generate significant resources to the City needed to continue to support the Vision and Mission;
- Maintaining the same level of recreational activities in a dwindling resources environment with the use of grant revenues, volunteers and creative programming;
- The proactive implementation of the Gonzales Grows Green Initiative, which has already begun to enhance economic development will lead to more quality jobs and increased tax base;
- The continued collaboration with the rest of the Salinas Valley Cities and County in expanding the Enterprise Zone, the Salinas Valley Welcome Center, the CalGrip Grant Program for the suppression of gang activity, and the Business Collaborative Attraction Program;
- Successfully implementing the CDBG-Urban County program along with the County and the City of Del Rey Oaks, which will result in \$170,000 annually over the next three years;
- The continuing development of the Community Policing Program, Citizens Academy and the Cal-Grip Gang Suppression Grant, are all key components in maintaining a healthy and safe community; and
- The comprehensive work on the Sphere of Influence plan that will be presented to LAFCO for approval, which is the next step to the implementation of the new General Plan, which takes a long term view of the City's future necessary to sustain the Vision and assure that:

***Gonzales will continue to be a safe, clean, family-friendly community, diverse in its heritage, and committed to working collaboratively to preserve and retain its small town charm***

***Economic Development***

Efforts on the economic development front include the:

- Continuation of the CDBG Business Development/Enhancement Loan Program;
- Continuation of proactive implementation of the “Gonzales Grows Green” Initiative;
- Continuation of the partnership with the Salinas Valley Cities on the Enterprise Zone, Economic Development, CalGrip, etc.;
- Collaboration with the County on the County’s Economic Development Program;
- Active and meaningful utilization of the Council’s Economic Development Committee;
- Continuation of a Retail Attraction program;
- Marketing and implementation of the approved Economic Development Incentive Program;
- Partnership with the Monterey Business Council, other cities, and the county on the development of a regional marketing website utilizing the protocols developed as part of the Collaborative Business Attraction Project;
- Pro-active development of the Gonzales Agricultural Industrial Business Park; and

***Succession Planning***

An area that continues to deserve mentioning is succession planning and the need to hire and begin to train personnel for key management positions. Over the next couple of years, work needs to be done in the areas of Public Safety and City Management. For example, in Public Safety a new organizational structure was approved that when fully implemented, will begin to address this issue.

In Public Works, the recruitment for an Assistant Public Works Director was underway as this budget went to print. It is hoped that this position is filled early in the 2013-2014 Fiscal Year.

***Partnerships***

Strong partnerships continue to be critical as the City moves forward, plans for its future growth and attempts to meet and provide all the necessary services and programs, required by a well managed and progressive City. For example:

- Work continues with the Gonzales Unified School District on several fronts, including the coordination of use and programs at the Joint Use Gymnasium, CalGrip Gang Program, and developing a funding source for the implementation of the Community Facilities Master Plan.
- The continued partnership with all the local organizations like the Chamber of Commerce, Rotary, Grupos Unidos de Gonzales, and others are necessary to provide the annual community events and other activities.
- The continued development of the partnership with the County that has resulted in several joint projects, and application for funding in a variety of areas.
- Collaboration and partnerships with the rest of the Salinas Valley Cities and some peninsula cities on issues ranging from public safety, and housing to economic development.
- Continued collaboration with the private sector.

## **SUMMARY OF RECOMMENDATIONS TO THE CITY COUNCIL AND THE SUCCESSOR AGENCY BOARD**

1. Consider and Adopt the FY 2013-2014 Recommended City Budget on June 24, 2013 or if needed, direct staff to make changes as necessary, and schedule adoption of the Recommended Budget for June 26, 2013 at 5:00pm.
2. Consider and Adopt the FY 2013-2014 Recommended Successor Agency Budget on June 24, 2013 or if needed, direct staff to make changes as necessary, and schedule adoption of the Recommended Budget for June 26, 2013 at 5:00pm.

## **CONCLUSION**

Unlike the prior few years, this budget is presented with a degree of optimism and a sense that the corner has been turned in the economy. Should 2013-2014 prove as positive as early signs indicate, the City will be poised to take large steps forward as oppose to the incremental steps that have been taken over the last few years.

I want to close by encouraging the Council and Board to adopt the Recommended Budget as presented, which is balanced and sets forth a plan for the future.

In addition, all City employees, as well as members of the public and press, should feel free to ask questions or provide comment on the contents of this document. I would welcome the opportunity to sit down with each of you to discuss this document. Please do not hesitate to contact my office to schedule a meeting time.

Finally, I would once again like to express my thanks to all the Managers and staff whose commitment to excellence made this document possible.

**ATTACHMENTS:**

Exhibit A – Preliminary Cash Balance Report for May 2013

Exhibit B – Budget Summary of all Funds

Exhibit C – Interfund Transfer Reconciliation

**CASH BALANCES (Exhibit A)**  
**May 2013**

	100 GENERAL FUND	120 COMMUNITY DEVELOPMENT FUND	121 CDBG 7TH & 10TH STREET FUND	122 STATE PROP 1B FUND	123 BUSINESS LOAN GRANT FUND	124 Air Pollution Control FUND	125 GONZ RDA ADMIN FUND	130 STREET FUND 2106 & 2107 FUND	131 STREET FUND 2106 & 2107 FUND	135 CONGESTION RELIEF PROGRAM	140 TRANSPORT DEVELOPMENT ACT FUND	145 RSTP SPECIAL FUND	150 SUPPLEMENTAL LAW ENFORCEMENT
RABOBANK CHECKING ACCOUNT	1,620,035.40	(56,001.98)	-	-	(75,638.80)	35,631.73	-	214,954.95	-	-	-	-	122,055.71
RABOBANK CHECKING PAYROLL	3,640.20												
RABOBANK CD - RDA													
RABOBANK CD - CITY	211,237.95	52,559.45						26,220.84					
RABOBANK SAVINGS ACCOUNT	2,603.71												
AMBAG - RABOBANK CD	10,907.89												
SBP-CD FROM K&B	99,000.00												
DKB FANOE ROAD SPECIAL DEPOSIT	69,859.87												
ABAG POWER POOL DIST DEPOSIT	114,852.75												
PETTY CASH (ALL)	397.00												
CASH WITH COUNTY TREASURY													
CASH WITH AGENT													
CASH LAIF (ALL OTHER ACCOUNTS)	100,089.30	6,035.24						40,231.24					
REDEVEL - CHECKING (4051496)	-												
REDEVEL - CERT OF DEP (8091)													
REDEVEL - CERT OF DEP (8109)													
REDEVEL - CERT OF DEP (8117)													
CASH IN LAIF - REDEVELOPMENT													
PAYROLL CLEARING													
TOTAL CASH	2,232,624.07	2,592.71	-	-	(75,638.80)	35,631.73	-	281,407.03	-	-	-	-	122,055.71
Checking Account	1,620,035.40	(56,001.98)	-	-	(75,638.80)	35,631.73	-	214,954.95	-	-	-	-	122,055.71
LAIF Transfer (1100)	-	-	-	-	-	-	-	-	-	-	-	-	-
	1,620,035.40	(56,001.98)	-	-	(75,638.80)	35,631.73	-	214,954.95	-	-	-	-	122,055.71
LAIF Balance	100,089.30	6,035.24	-	-	-	-	-	40,231.24	-	-	-	-	-
LAIF Transfer (1130)	-	-	-	-	-	-	-	-	-	-	-	-	-
	100,089.30	6,035.24	-	-	-	-	-	40,231.24	-	-	-	-	-
RDA - Checking	-	-	-	-	-	-	-	-	-	-	-	-	-
LAIF Transfer (1124)	-	-	-	-	-	-	-	-	-	-	-	-	-
	-	-	-	-	-	-	-	-	-	-	-	-	-
LAIF Balance	-	-	-	-	-	-	-	-	-	-	-	-	-
LAIF Transfer (1140)	-	-	-	-	-	-	-	-	-	-	-	-	-
	-	-	-	-	-	-	-	-	-	-	-	-	-

**CASH BALANCES (Exhibit A)**  
**May 2013**

	165 GONZ RDA LOW - MOD HOUSING	170 GONZ RDA CAPITAL PROJECTS	180 STREET 2105 FUND	190 FIRE IMPACT FUND	200 GENERAL PLAN IMPACT FUND	201 SPHERE OF INFLUENCE IMPACT FUND	205 REC SVCS SUPPLEMENTL FUND	210 PUBLIC SAFETY FUND	216 CALGRIP FUND	220 POLICE IMPACT FUND	230 SEWER IMPACT FUND	235 CIRCULATION SYSTEM IMPACT FUND	240 WATER IMPACT FUND
RABOBANK CHECKING ACCOUNT	-	-	50,998.08	15,733.59	(156.21)	71,543.77	-	(186,688.41)	(7,000.00)	(10,157.96)	25,768.63	(18,147.62)	347,911.87
RABOBANK CHECKING PAYROLL								(12,573.00)					
RABOBANK CD - RDA													
RABOBANK CD - CITY				52,559.45						26,279.73	105,118.94	105,118.94	345,829.53
RABOBANK SAVINGS ACCOUNT													
AMBAG - RABOBANK CD													
SBP-CD FROM K&B													
DKB FANOE ROAD SPECIAL DEPOSIT													
ABAG POWER POOL DIST DEPOSIT													
PETTY CASH (ALL)													
CASH WITH COUNTY TREASURY													
CASH WITH AGENT													
CASH LAIF (ALL OTHER ACCOUNTS)			166,019.70	20,115.56						2.97	80,462.23		100,577.79
REDEVEL - CHECKING (4051496)													
REDEVEL - CERT OF DEP (8091)													
REDEVEL - CERT OF DEP (8109)													
REDEVEL - CERT OF DEP (8117)													
CASH IN LAIF - REDEVELOPMENT													
PAYROLL CLEARING													
TOTAL CASH	-	-	217,017.78	88,408.60	(156.21)	71,543.77	-	(199,261.41)	(7,000.00)	16,124.74	211,349.80	86,971.32	794,319.19
Checking Account	-	-	50,998.08	15,733.59	(156.21)	71,543.77	-	(186,688.41)	(7,000.00)	(10,157.96)	25,768.63	(18,147.62)	347,911.87
LAIF Transfer (1100)	-	-	-	-	-	-	-	-	-	-	-	-	-
	-	-	50,998.08	15,733.59	(156.21)	71,543.77	-	(186,688.41)	(7,000.00)	(10,157.96)	25,768.63	(18,147.62)	347,911.87
LAIF Balance	-	-	166,019.70	20,115.56	-	-	-	-	-	2.97	80,462.23	-	100,577.79
LAIF Transfer (1130)	-	-	-	-	-	-	-	-	-	-	-	-	-
	-	-	166,019.70	20,115.56	-	-	-	-	-	2.97	80,462.23	-	100,577.79
RDA - Checking	-	-	-	-	-	-	-	-	-	-	-	-	-
LAIF Transfer (1124)	-	-	-	-	-	-	-	-	-	-	-	-	-
	-	-	-	-	-	-	-	-	-	-	-	-	-
LAIF Balance	-	-	-	-	-	-	-	-	-	-	-	-	-
LAIF Transfer (1140)	-	-	-	-	-	-	-	-	-	-	-	-	-
	-	-	-	-	-	-	-	-	-	-	-	-	-

**CASH BALANCES (Exhibit A)**  
**May 2013**

	241 PUBLIC FACILITY IMPACT FUND	242 PUBLIC USES MITIGATION IMPACT FUND	243 AQUATIC FACILITIES MITIGA. FUND	244 ANIMAL CONTROL FAC MITGA. FUND	245 STORM DRAINAGE IMPACT FUND	250 PARK IMPACT FUND	260 SIGNALIZATION IMPACT FUND	270 CAL BREEZE PARK FUND	280 CAL BREEZE PHASE I	290 CAL BREEZE PHASE II	300 CAL BREEZE PHASE III	302 CANYON CRK PARK MAINTENANCE	304 CANYON CRK PHASE I
RABOBANK CHECKING ACCOUNT	8,438.26	2,806.16	-	-	(9,173.99)	4,154.70	2,820.26	58,498.73	25,326.73	21,706.92	36,453.98	134,210.88	40,518.99
RABOBANK CHECKING PAYROLL													
RABOBANK CD - RDA													
RABOBANK CD - CITY					157,678.41	54,975.37	367,916.27	25,194.53				52,559.45	
RABOBANK SAVINGS ACCOUNT													
AMBAG - RABOBANK CD													
SBP-CD FROM K&B													
DKB FANOE ROAD SPECIAL DEPOSIT													
ABAG POWER POOL DIST DEPOSIT													
PETTY CASH (ALL)													
CASH WITH COUNTY TREASURY													
CASH WITH AGENT													
CASH LAIF (ALL OTHER ACCOUNTS)	50,288.90	15,086.68			25,160.05		61,352.62	60,346.67	30,173.39	32,185.01	95,549.20	74,427.63	130,754.94
REDEVEL - CHECKING (4051496)													
REDEVEL - CERT OF DEP (8091)													
REDEVEL - CERT OF DEP (8109)													
REDEVEL - CERT OF DEP (8117)													
CASH IN LAIF - REDEVELOPMENT													
PAYROLL CLEARING													
TOTAL CASH	58,727.16	17,892.84	-	-	173,664.47	59,130.07	432,089.15	144,039.93	55,500.12	53,891.93	132,003.18	261,197.96	171,273.93
Checking Account	8,438.26	2,806.16	-	-	(9,173.99)	4,154.70	2,820.26	58,498.73	25,326.73	21,706.92	36,453.98	134,210.88	40,518.99
LAIF Transfer (1100)	-	-	-	-	-	-	-	-	-	-	-	-	-
	8,438.26	2,806.16	-	-	(9,173.99)	4,154.70	2,820.26	58,498.73	25,326.73	21,706.92	36,453.98	134,210.88	40,518.99
LAIF Balance	50,288.90	15,086.68	-	-	25,160.05	-	61,352.62	60,346.67	30,173.39	32,185.01	95,549.20	74,427.63	130,754.94
LAIF Transfer (1130)	-	-	-	-	-	-	-	-	-	-	-	-	-
	50,288.90	15,086.68	-	-	25,160.05	-	61,352.62	60,346.67	30,173.39	32,185.01	95,549.20	74,427.63	130,754.94
RDA - Checking	-	-	-	-	-	-	-	-	-	-	-	-	-
LAIF Transfer (1124)	-	-	-	-	-	-	-	-	-	-	-	-	-
	-	-	-	-	-	-	-	-	-	-	-	-	-
LAIF Balance	-	-	-	-	-	-	-	-	-	-	-	-	-
LAIF Transfer (1140)	-	-	-	-	-	-	-	-	-	-	-	-	-
	-	-	-	-	-	-	-	-	-	-	-	-	-



**CASH BALANCES (Exhibit A)**  
**May 2013**

	306 CANYON CRK PHASE II	308 CANYON CRK PHASE III	310 CIPRIANI ESTS MAINT	312 CIPRIANI ESTS MAINT	314 INDUSTRIAL PK MAINT	316 INDUSTRIAL PK BENEFIT	320 GONZ PUBLIC FINANCING DEBT SERVICE	402 TRANS ENHANCEMENT ACT PGM	405 CALTRANS FEDERAL GRAN PROGRAM	407 AG IND PARK FED GRANT	410 BRIDGE ASSESS DISTRICT	415 USDA SEWER MPROVEMEN PGM	420 REDIP SHOPPING CENTER
RABOBANK CHECKING ACCOUNT	47,691.50	67,107.40	(6,035.27)	75,402.58	54,041.12	75,143.40	-	-	-	(5,000.00)	(5,406.21)	-	7,196.30
RABOBANK CHECKING PAYROLL													
RABOBANK CD - RDA													
RABOBANK CD - CITY				25,194.53		12,093.37							
RABOBANK SAVINGS ACCOUNT													
AMBAG - RABOBANK CD													
SBP-CD FROM K&B													
DKB FANOE ROAD SPECIAL DEPOSIT													
ABAG POWER POOL DIST DEPOSIT													
PETTY CASH (ALL)													
CASH WITH COUNTY TREASURY													
CASH WITH AGENT													
CASH LAIF (ALL OTHER ACCOUNTS)	88,508.68	89,514.25	131,757.46	170,982.68	104,601.15	71,410.42				23,278.34	38,708.41		
REDEVEL - CHECKING (4051496)													
REDEVEL - CERT OF DEP (8091)													
REDEVEL - CERT OF DEP (8109)													
REDEVEL - CERT OF DEP (8117)													
CASH IN LAIF - REDEVELOPMENT													
PAYROLL CLEARING													
TOTAL CASH	136,200.18	156,621.65	125,722.19	271,579.79	158,642.27	158,647.19	-	-	-	18,278.34	33,302.20	-	7,196.30
Checking Account	47,691.50	67,107.40	(6,035.27)	75,402.58	54,041.12	75,143.40	-	-	-	(5,000.00)	(5,406.21)	-	7,196.30
LAIF Transfer (1100)	-	-	-	-	-	-	-	-	-	-	-	-	-
	47,691.50	67,107.40	(6,035.27)	75,402.58	54,041.12	75,143.40	-	-	-	(5,000.00)	(5,406.21)	-	7,196.30
LAIF Balance	88,508.68	89,514.25	131,757.46	170,982.68	104,601.15	71,410.42	-	-	-	23,278.34	38,708.41	-	-
LAIF Transfer (1130)	-	-	-	-	-	-	-	-	-	-	-	-	-
	88,508.68	89,514.25	131,757.46	170,982.68	104,601.15	71,410.42	-	-	-	23,278.34	38,708.41	-	-
RDA - Checking	-	-	-	-	-	-	-	-	-	-	-	-	-
LAIF Transfer (1124)	-	-	-	-	-	-	-	-	-	-	-	-	-
	-	-	-	-	-	-	-	-	-	-	-	-	-
LAIF Balance	-	-	-	-	-	-	-	-	-	-	-	-	-
LAIF Transfer (1140)	-	-	-	-	-	-	-	-	-	-	-	-	-
	-	-	-	-	-	-	-	-	-	-	-	-	-

**CASH BALANCES (Exhibit A)**  
**May 2013**

	425 GONZ RDA DEBT SVC FUND	426 CITY SUCCESSOR AGENCY	427 SUCCESSOR AGENCY HOUSING	430 SEWER ASSESSMENT DISTRICT	440 GONZALES PUBL FINANCING AUTHORITY	450 GONZALES RVR ROAD ASSESSMENT	460 JPA FUND	520 WATER FUND	530 SEWER FUND	540 GARBAGE FUND	550 SOLAR FUND	590 GONZALES RVR ROAD PROJECT	GL BALANCES
RABOBANK CHECKING ACCOUNT	-	(1,679,079.80)	27,890.15	-	-	33,204.12	47,201.40	896,209.19	473,642.39	103,887.39	(179,161.97)	-	2,510,538.06
RABOBANK CHECKING PAYROLL													(8,932.80)
RABOBANK CD - RDA													-
RABOBANK CD - CITY							157,678.36	1,042,852.31					2,821,067.43
RABOBANK SAVINGS ACCOUNT													2,603.71
AMBAG - RABOBANK CD													10,907.89
SBP-CD FROM K&B													99,000.00
DKB FANOE ROAD SPECIAL DEPOSIT													69,859.87
ABAG POWER POOL DIST DEPOSIT													114,852.75
PETTY CASH (ALL)							67.85						464.85
CASH WITH COUNTY TREASURY													-
CASH WITH AGENT		1,574,452.65											1,574,452.65
CASH LAIF (ALL OTHER ACCOUNTS)						100,578.10	92,226.19	1,237,685.33	779,833.11				4,017,943.24
REDEVEL - CHECKING (4051496)		515,017.34	21,739.18										536,756.52
REDEVEL - CERT OF DEP (8091)													-
REDEVEL - CERT OF DEP (8109)													-
REDEVEL - CERT OF DEP (8117)													-
CASH IN LAIF - REDEVELOPMENT		50,629.41											50,629.41
PAYROLL CLEARING													-
TOTAL CASH	-	461,019.60	49,629.33	-	-	133,782.22	297,105.95	3,176,814.68	1,253,475.50	103,887.39	(179,161.97)	-	11,800,143.58
												<b>Crossfoot</b>	<b>(11,800,143.58)</b>
Checking Account	-			-	-	33,204.12	47,201.40	896,209.19	473,642.39	103,887.39	(179,161.97)	-	4,161,727.71
LAIF Transfer (1100)	-			-	-	-	-	-	-	-	-	-	-
	-	-	-	-	-	33,204.12	47,201.40	896,209.19	473,642.39	103,887.39	(179,161.97)	-	4,161,727.71
LAIF Balance	-			-	-	100,578.10	92,226.19	1,237,685.33	779,833.11	-	-	-	4,017,943.24
LAIF Transfer (1130)	-			-	-	-	-	-	-	-	-	-	-
	-	-	-	-	-	100,578.10	92,226.19	1,237,685.33	779,833.11	-	-	-	4,017,943.24
RDA - Checking	-			-	-	-	-	-	-	-	-	-	-
LAIF Transfer (1124)	-			-	-	-	-	-	-	-	-	-	-
	-	-	-	-	-	-	-	-	-	-	-	-	-
LAIF Balance	-	50,629.41	-	-	-	-	-	-	-	-	-	-	50,629.41
LAIF Transfer (1140)	-			-	-	-	-	-	-	-	-	-	-
	-	50,629.41	-	-	-	-	-	-	-	-	-	-	50,629.41

## Exhibit B

**City of Gonzales**  
**Budget Summary**  
**Fiscal Year 2013-2014**

### General Fund

Account Title	Original Budget FY 2012-2013	Amended Budget FY 2012-2013	Budget FY 2013-2014	Variance
<b>General Revenues:</b>				
Transfers In	256,400	256,400	311,400	55,000
Property Taxes	399,500	414,500	414,500	15,000
Sales and Use Tax & Triple Flip	613,000	613,000	653,000	40,000
Motor Vehicle In Lieu Tax / VLF Adj	590,000	610,000	592,950	2,950
Other Taxes	481,900	481,900	477,000	(4,900)
Use of Money Property	97,000	97,000	97,000	-
Intergovernmental	1,200	1,200	1,200	-
Fines and Penalties	12,000	12,000	12,000	-
Other Revenue	445,532	504,763	400,763	(44,769)
Planning Department	14,200	14,200	27,970	13,770
Police Department	89,850	89,350	179,850	90,000
Fire Department	226,000	226,000	226,000	-
Building Regulations	105,855	64,967	44,360	(61,495)
Public Works	-	-	-	-
Recreation Services	130,500	130,502	177,262	46,762
	<u>3,462,937</u>	<u>3,515,782</u>	<u>3,615,255</u>	<u>152,318</u>
<b>Departmental Net Expenditures:</b>				
City Council	37,545	38,745	41,195	3,650
City Manager/City Clerk	214,390	216,490	218,690	4,300
Finance	53,140	59,598	71,240	18,100
City Attorney	15,000	20,000	35,000	20,000
Planning	185,733	184,733	183,232	(2,501)
General Governmental Building	90,029	85,216	88,021	(2,008)
Non-Departmental	78,235	80,900	81,060	2,825
Police Department	1,715,275	1,710,905	1,809,356	94,081
Fire Department	214,639	198,448	216,756	2,117
Building Regulations	130,954	130,954	99,179	(31,775)
Fire Marshall	1,885	1,885	-	(1,885)
Public Works	54,570	61,130	65,945	11,375
Parks	90,501	94,257	95,616	5,115
Recreation Services	149,518	152,568	157,317	7,799
City Aquatics Program	45,704	48,204	46,829	1,125
Contingency	-	-	20,000	20,000
Debt Service	385,819	385,819	385,819	-
	<u>3,462,937</u>	<u>3,469,852</u>	<u>3,615,255</u>	<u>152,318</u>
<b>Excess Revenue Over &lt;Under&gt; Expenditures</b>	<u>-</u>	<u>45,930</u>	<u>-</u>	<u>-</u>

## Exhibit B (cont.)

**City of Gonzales**  
**Budget Summary**  
**Fiscal Year 2013-2014**

---

### Enterprise Funds

Account Title	Original Budget FY 2012-2013	Amended Budget FY 2012-2013	Budget FY 2013-2014	Variance
<b>Water Fund</b>				
Revenues	1,563,771	1,563,821	1,666,325	102,554
Expenditures	(1,961,454)	(2,032,718)	(3,705,858)	(1,744,404)
Excess Revenues Over Expenditures	(397,683)	(468,897)	(2,039,533)	(1,641,850)
<b>Sewer Fund</b>				
Revenues	851,528	885,000	960,509	108,981
Expenditures	(864,683)	(908,199)	(1,442,259)	(577,576)
Excess Revenues Over Expenditures	(13,155)	(23,199)	(481,750)	(468,595)
<b>Garbage Fund</b>				
Revenues	957,336	977,336	1,137,519	180,183
Expenditures	(957,336)	(968,036)	(1,057,816)	(100,480)
Excess Revenues Over Expenditures	-	9,300	79,703	79,703
<b>Solar Project Fund</b>				
Revenues	-	243,849	269,365	269,365
Expenditures	-	(243,840)	(269,365)	(269,365)
Excess Revenues Over Expenditures	-	9	-	-
<b>Totals - Enterprise Funds</b>	(410,838)	(482,787)	(2,441,580)	(2,030,742)

## Exhibit B (cont.)

**City of Gonzales**  
**Budget Summary**  
**Fiscal Year 2013-2014**

### Special Revenue Funds Summary

Account Title	Original Budget FY 2012-2013	Amended Budget FY 2012-2013	Budget FY 2013-2014	Variance
<b>Community Development &amp; Recreation</b>				
Revenues	569,023	618,563	656,863	87,840
Expenditures	(524,903)	(502,903)	(630,183)	(105,280)
Excess Revenues Over Expenditures	<u>44,120</u>	<u>115,660</u>	<u>26,680</u>	<u>(17,440)</u>
<b>Impact Fees</b>				
Revenues	1,143,915	433,382	519,223	(624,692)
Expenditures	(582,578)	(667,039)	(1,420,739)	(838,161)
Excess Revenues Over Expenditures	<u>561,337</u>	<u>(233,657)</u>	<u>(901,516)</u>	<u>(1,462,853)</u>
<b>Public Safety</b>				
Revenues	460,500	460,500	540,891	80,391
Expenditures	(556,053)	(556,553)	(561,883)	(5,830)
Excess Revenues Over Expenditures	<u>(95,553)</u>	<u>(96,053)</u>	<u>(20,992)</u>	<u>74,561</u>
<b>Special Assessment Districts</b>				
Revenues	522,284	523,263	542,451	20,167
Expenditures	(498,442)	(513,796)	(516,374)	(17,932)
Excess Revenues Over Expenditures	<u>23,842</u>	<u>9,467</u>	<u>26,077</u>	<u>2,235</u>
<b>Streets &amp; Transportation</b>				
Revenues	435,000	480,190	486,210	51,210
Expenditures	(410,220)	(409,975)	(657,520)	(247,300)
Excess Revenues Over Expenditures	<u>24,780</u>	<u>70,215</u>	<u>(171,310)</u>	<u>(196,090)</u>
<b>Totals - Special Revenue Funds</b>	<u>558,526</u>	<u>(134,368)</u>	<u>(1,041,061)</u>	<u>(1,599,587)</u>
<b>Infrastructure Improvement Fund</b>				
Revenues	14,500	14,500	14,500	-
Expenditures	(35,000)	(35,000)	(35,000)	-
Excess Revenues Over Expenditures	<u>(20,500)</u>	<u>(20,500)</u>	<u>(20,500)</u>	<u>-</u>

## Exhibit B (cont.)

**City of Gonzales**  
**Budget Summary**  
**Fiscal Year 2013-2014**

---

**City of Gonzales Successor Agency and Successor Housing Agency**

<u>Account Title</u>	<u>Original Budget FY 2012-2013</u>	<u>Amended Budget FY 2012-2013</u>	<u>Budget FY 2013-2014</u>	<u>Variance</u>
<b>City Successor Agency - Trust Fund</b>				
Revenues	1,303,000	1,299,293	1,293,293	(9,707)
Expenditures	<u>(902,727)</u>	<u>(1,120,327)</u>	<u>(1,293,293)</u>	<u>(390,566)</u>
Excess Revenues Over Expenditures	<u>400,273</u>	<u>178,966</u>	<u>-</u>	<u>(400,273)</u>
<b>Successor Housing Agency - City Fund</b>				
Revenues	-	2,200	2,200	2,200
Expenditures	<u>-</u>	<u>-</u>	<u>-</u>	<u>-</u>
Excess Revenues Over Expenditures	<u>-</u>	<u>2,200</u>	<u>2,200</u>	<u>2,200</u>

**Exhibit C**

**CITY OF GONZALES  
INTERFUND TRANSFER RECONCILIATION  
FY 2013-14**

FUND	DESCRIPTION	TRANSFERS (IN)	TRANSFERS (OUT)	COMMENTS
[100]	General Fund	51,350.00 10,000.00 11,900.00 10,400.00 9,100.00 50,000.00 200,000.00	59,391.00	From Fund CDBG From Cal Breeze From Canyon Creek From Cipriani From Industrial Park From River Road From Fund 540 To Fund 210
[120]	CDBG			To Fund 100
[123]	CDBG - Bus Loan Grant	50,000.00	20,000.00	From Fund 426 To Fund 100
[127]	CDBG - Urban County		31,350.00	To Fund 100
[130]	Street Fund	22,800.00 30,000.00 7,700.00 4,700.00		From Cal Breeze From Canyon Creek From Cipriani From Industrial Park
[150]	Supplemental Law Enforcement		140,000.00	To Fund 210
[210]	Public Safety Fund	140,000.00 59,391.00		From Fund 150 From Fund 100
[270]	CA Breeze Park Maintenance		3,800.00	To Fund 100
[280]	CA Breeze Maintenance #1		400.00	To Fund 100
[290]	CA Breeze Maintenance #2		4,900.00 9,700.00	To Fund 100 To Fund 130
[300]	CA Breeze Maintenance #3		900.00 13,100.00	To Fund 100 To Fund 130
[304]	Canyon Creek Park Maintenance #1		4,400.00 9,400.00	To Fund 100 To Fund 130
[306]	Canyon Creek Park Maintenance #2		3,900.00 9,400.00	To Fund 100 To Fund 130
[308]	Canyon Creek Park Maintenance #3		3,600.00 11,200.00	To Fund 100 To Fund 130
[310]	Cipriani Estates Park Maintenance		5,000.00	To Fund 100
[312]	Cipriani Estates Maintenance		5,400.00 7,700.00	To Fund 100 To Fund 130
[314]	Gonzales Industrial Park Landscape Maint		4,700.00	To Fund 130
[316]	Gonzales Industrial Park		9,100.00	To Fund 100
[426]	City Successor Agency Fund		50,000.00	To Fund 100
[450]	Gonzales River Rd Assessment Dist		50,000.00	To Fund 100
[520]	Water Enterprise	60,000.00	183,169.00	From Fund 530 To Fund 550
[530]	Sewer Enterprise		60,000.00 86,196.00	To Fund 520 To Fund 550
[540]	Garbage Enterprise		200,000.00	To Fund 100
[550]	Solar Project Fund	183,169.00 86,196.00		From Fund 520 From Fund 530
	TOTALS	986,706.00	986,706.00	

**General Purpose Revenues  
Budget Narrative for FY 2013-2014  
Budget Unit 000**

**DEPARTMENTAL MISSION**

This budget is used to track general purpose revenues for the General Fund that are not directly attributable to any program or function.

**ACCOMPLISHMENTS FOR FY 2012-2013**

Continued the development of new revenue sources.

**DEPARTMENTAL GOALS FOR FY 2013-2014**

Continue to look for ways to enhance local revenues.

**FY 2013-2014 RECOMMENDED BUDGET**

The Department's FY 2013-2014 Recommended Budget represents an overall decrease of (\$63,281) or (2%) in revenues, when compared to the FY 2012-2013 Approved Budget. The major reason for the change is the net impact of an increase in garbage franchise fees, sales and use tax, property taxes, and the elimination of revenues from the sale of property.

Revenues

Revenues included in this budget reflect the following net impact:

1. A 2% increase in Property Tax revenues based on conversations with the County Assessor;
2. An increase in Sales Tax revenues as a result of the performance of several of the City's major business over the last few years, and estimates provided by the City's Sales Tax Consultant, the HdL Companies;
3. Continued emphasis on the General Fund being reimbursed for its administrative costs for running the various non-general fund programs were not directly apportioned to the other funds;
4. Transfers from various funds for administrative support;
5. Reflection of two new grant sources, the CDBG-Urban County and a Foundation for Youth Investment Grant;
6. An increase in Cal-Grip grant revenues;
7. An increase in the transfer from the Garbage Enterprise Fund; and
8. No proceeds from the sale of land. The Budget does not include the sale of property to balance the budget.



## **MAJOR POLICY CONSIDERATIONS**

An increased focus continues to be placed on finding new revenue sources or increasing existing revenue sources for the City. While it is evident in this budget that work has been done on the expenditure side, all the budgets are very lean and any further reductions would essentially result in the elimination of services. To these ends, the City continued an aggressive business development program including initiatives in Green Business, Business Development/Expansion Loans, and Business Development education.

**CITY OF GONZALES & REDEVELOPMENT AGENCY**  
**Fiscal Year 2013-2014**  
**Recommended Budget**

	Budget FY 2012-2013	Revised FY 2012-2013 Budget	Recommended Budget FY Original FY 12-13 2013-2014	Variance Budget
<b>REVENUES</b>				
<i>General Purpose Revenues</i>				
5110.000 Property Taxes-Secured	365,000.00	380,000.00	380,000.00	15,000.00
5120.000 Property Taxes-Unsecured	14,500.00	14,500.00	14,500.00	-
5130.000 Property Taxes-Prior Year	12,000.00	12,000.00	12,000.00	-
5140.000 Property Taxes-Supplemental	8,000.00	8,000.00	8,000.00	-
5155.000 Property Taxes - In Lieu (DKB)	-	-	-	-
5157.000 Property Taxes - Triple Flip	153,000.00	153,000.00	153,000.00	-
5158.000 Property Taxes - VLF Adj	550,000.00	570,000.00	582,950.00	32,950.00
5159.000 Property Taxes - ERAF	-	-	-	-
5210.000 Sales and Use Tax	460,000.00	460,000.00	500,000.00	40,000.00
5220.000 Lodging Tax	1,500.00	1,500.00	1,600.00	100.00
5225.000 SVSWA Host Fee	250,000.00	250,000.00	250,000.00	-
5234.000 Franchise Tax-PG&E	75,000.00	75,000.00	75,000.00	-
5235.000 Franchise Tax-Falcon Cable TV	5,400.00	5,400.00	5,400.00	-
5240.000 Business License Tax	50,000.00	50,000.00	50,000.00	-
5240.000 Business License Tax - Suspense	-	-	-	-
5250.000 Real Estate Transfer Tax	10,000.00	10,000.00	5,000.00	(5,000.00)
5260.000 Utility Users Tax	340,000.00	340,000.00	340,000.00	-
5333.000 System Automation Fee	-	-	-	-
5340.000 Administrative Fees	100.00	100.00	100.00	-
5420.000 Other Fines & Penalties	10,000.00	10,000.00	10,000.00	-
5430.000 Asset Foreiture Seizures	2,000.00	2,000.00	2,000.00	-
5515.000 Interest Income	3,000.00	3,000.00	3,000.00	-
5520.000 Rental Income	94,000.00	94,000.00	94,000.00	-
5530.000 Sale of Surplus Property	169,432.00	129,663.00	129,663.00	(39,769.00)
5611.000 Motor Vehicle in Lieu Tax	40,000.00	40,000.00	10,000.00	(30,000.00)
5612.000 H.O.P.T.R.	1,200.00	1,200.00	1,200.00	-
5750.000 Administrative Fees	1,000.00	1,000.00	1,000.00	-
5820.000 Other Income - Misc Payments	15,000.00	15,000.00	10,000.00	(5,000.00)
5821.000 Other Income - Reimbursements	5,000.00	104,000.00	5,000.00	-
5822.000 Other Income - Contributions	-	-	-	-
5827.000 Notary Republic Fees	2,000.00	2,000.00	2,000.00	-
5835.000 State Mandated Cost Reimbursement	3,000.00	3,000.00	3,000.00	-
5850.000 CASH CLEARING	-	-	-	-
5900.000 Transfer from Water	-	-	-	-
5910.000 Transfer from Garbage	135,000.00	135,000.00	200,000.00	65,000.00
5917.000 Transfer from Rvr Rd Assessmnt	50,000.00	50,000.00	50,000.00	-
5921.000 Transfer from Cal Breeze	10,000.00	10,000.00	10,000.00	-
5935.000 Transfer from Gonzales RDA	-	-	-	-
5940.000 Transfer from Canyon Parks	11,900.00	11,900.00	11,900.00	-
xxxx.000 Transfer from Cipriani	10,400.00	10,400.00	10,400.00	-
xxxx.000 Transfer from Industrial Park	9,100.00	9,100.00	9,100.00	-
5950.000 Transfer from 120	30,000.00	30,000.00	20,000.00	(10,000.00)
	-	-	-	-
<b>TOTAL REVENUES</b>	<b>2,896,532.00</b>	<b>2,990,763.00</b>	<b>2,959,813.00</b>	<b>(63,281.00)</b>

**City Council**  
**Budget Narrative for FY 2013-2014**  
**Budget Unit 100**

**DEPARTMENTAL MISSION**

The Mission of the City Council, as the Legislative Body of the City, is to provide policy direction and oversight of the entire City's business. This is done in a fair, open and respectful manner, and always holding to the highest ideals of public service and ethics.

**DEPARTMENTAL PROGRAMS**

The Council is a five-member body that meets the first and third Monday of every month, and holds special meetings as necessary, to provide policy direction, and oversight of the City's business.

**ACCOMPLISHMENTS FOR FY 2012-2013**

- Continued to obtain an "Unqualified Opinion" from the External Auditors signifying that in all materials, the City received a "Clean" audit
- Continued to oversee and provide policy direction on all facets of City operations
- Approved and oversaw a balanced budget
- Continued aggressive implementation of the Gonzales Goes Green Initiative (G3) to enhance the environment and economic development
- Successfully continued the Business Loan Program
- Updated and re-validated the City's Vision and Mission Statements
- Implemented a 5-Year Budget Strategy needed to help mitigate for the loss of Redevelopment, and the resulting impacts on the General Fund
- Improved the City's website page, and implemented live streaming of the Council meetings
- Approved the City of Gonzales 2012 Annual Report to our residents
- Oversaw the completion of the Solar System Project to power the City's Wastewater and Water Systems
- Directed the installation of playground equipment for Cipriani Park, and exercise equipment at Central and Centennial Parks
- As the Lead Agency, successfully submitted an application for Cal-Grip 6 Gang Reduction, Intervention and Prevention with the other 3 South County Cities
- Working in close partnership with the Gonzales Unified School District, developed a Community Capital Facilities Plan

**DEPARTMENTAL GOALS FOR FY 2013-2014**

- Continue to provide policy direction and oversight on all facets of City operations
- Continue to maintain core services with the least amount of interruption

- Provide policy direction to continue to steer through the current National Economic Downturn and Recession
- Continue the City's Economic Development Plan
- Continue implementing the City's Vision and Mission
- As the budget allows, transition to a paperless agenda process

## **FY 2013-2014 RECOMMENDED BUDGET**

The Department's FY 2013-2014 Recommended Budget represents an increase of \$3,650 or 9.7%, when compared to the FY 2012-2013 Approved Budget. As a result, the Requested Net City Cost is increased by \$3,650.

### Personnel

Budget reflects the salaries and benefits for the Council Members.

### Services and Supplies

This section reflects appropriations for the basic services and supplies needed for the operation of the Council. In addition, it reflects a higher amount in the subscriptions and training category to support the Council's leadership in Statewide and Regional efforts.

### Capital Projects/Fixed Assets

There are no capital projects or fixed assets reflected in this budget.

## **MAJOR POLICY CONSIDERATIONS**

See all other budget units.

**CITY OF GONZALES & REDEVELOPMENT AGENCY**  
**Fiscal Year 2013-2014**  
**Recommended Budget**

Variance

Budget FY 2012-2013	Revised FY 2012-2013 Budget	Recommended Budget FY Original FY 12-13 2013-2014	Budget
---------------------	--------------------------------	--	--------

**EXPENDITURES**

**CITY COUNCIL**

6110.000 Salaries-Regular Pay	21,375.00	21,375.00	21,375.00	-
6110.000 Salaries-Extra Help				-
6131.000 Deferred Compensation Expense	3,375.00	3,375.00	3,375.00	-
6132.000 Retirement - PERS	2,535.00	2,535.00	2,535.00	-
6140.000 Life and Disability Insurance	720.00	720.00	720.00	-
6150.000 Workers Comp Insurance	555.00	555.00	555.00	-
6160.000 Social Security	1,635.00	1,635.00	1,635.00	-
6170.000 Health and Dental Insurance	-	-	-	-
6210.000 Special Departmental Expenses	1,000.00	1,200.00	1,500.00	500.00
6211.000 Office Supplies	100.00	-	100.00	-
6212.000 Maintenance Supplies	-	-	-	-
6220.000 Telephone	150.00	150.00	400.00	250.00
6245.000 Other Contractual Services	2,000.00	500.00	500.00	(1,500.00)
6255.000 Liability Insurance				-
6260.000 Advertising	100.00	500.00	500.00	400.00
6270.000 Transportation and Travel	1,000.00	-	-	(1,000.00)
6275.000 Subscriptions and Training	3,000.00	6,200.00	8,000.00	5,000.00
				-
<b>NET CITY COST</b>	<b>37,545.00</b>	<b>38,745.00</b>	<b>41,195.00</b>	<b>3,650.00</b>

**City Manager/City Clerk**  
**Budget Narrative for FY 2013-2014**  
**Budget Unit 110**

**DEPARTMENTAL MISSION**

The Mission of the City Manager/City Clerk is to support the Vision and Mission of the City by providing professional leadership, develop innovative approaches and creative partnerships in the management of the City, and execution of City Council policies. This will be done by always holding to the highest ideals of public service and ethics.

**DEPARTMENTAL PROGRAMS**

The City Manager's Office is the Chief Administrative Officer for the City responsible for overseeing and managing all the activities of the City. In addition, the City Manager is also the Personnel Director, City Clerk, Director of the Successor Agency to the Redevelopment Agency, Finance Director, and Risk Manager.

**ACCOMPLISHMENTS FOR FY 2012-2013**

As in prior years, all the accomplishments listed below are the direct result of great staff and policy direction from the City Council. They are listed as accomplishments under this budget, but really are the reflection of dedicated staff at all levels of the organization:

- Provided real time budget and financial information on line to all the City's Departments
- Continued the development of the Gonzales Agricultural Industrial Business Park (GAIBP)
- Approved and oversaw a balanced Budget
- Continued aggressive implementation of the Gonzales Goes Green Initiative to enhance the environment and economic development
- Continued aggressive implementation of the Business Loan Program
- Finished the year within the Approved FY 2012-2013 Budget
- Continued to obtain an "Unqualified Opinion" from the External Auditors signifying that in all materials, the City received a "Clean" audit
- Continued to establish relationships with a variety of community organizations
- Continued the partnership with Salinas and South County Cities on a variety of issues of mutual concern, including Transit, the Enterprise Zone, and Economic Development
- Completed the City of Gonzales 2012 Annual Report to the Community
- Updated the City's Website page
- Continued the leadership the in South County's 4C4P Anti-Gang Initiative
- With the County of Monterey and the City of Del Rey Oaks, obtained an Urban County designation for Community Development Block Grant (CDBG) purposes, that guarantees funding for three years

- Implemented a comprehensive project to clean, restore, and improve the Gonzales Water Ball Landmark
- Began live streaming of the City Council meeting on the internet

## **DEPARTMENTAL GOALS FOR FY 2013-2014**

- Continue to further the Vision and Mission of the City
- Continue to improve the financial and budget management of the City's resources
- Continue to develop ways to bring government closer to the residents of the City
- Hold a community Open House
- Continue to support and implement City Council policies and direction
- Continue to work in partnership with the private sector to develop and bring the GAIBP on line
- Continue to improve and expand the use of the City's Website
- Develop and recommend enhanced revenue alternatives to the City Council
- Update the City's Personnel Rules, Regulations, and Policies
- Continue to develop partnerships with the Gonzales Unified School District, Chamber of Commerce, Churches, private sector, community organizations, and others
- Continue to work on a Succession Plan for key City Management Staff
- Continue to strengthen the partnership with the Chamber of Commerce to enhance business opportunities and development
- Continue to enhance and expand the Gonzales Grows Green Initiative
- Successfully negotiate an agreement with the County of Monterey that would establish the parameters and provisions for future expansion of the City

## **FY 2013-2014 RECOMMENDED BUDGET**

The Department's FY 2013-2014 Recommended Budget represents an overall increase of \$4,300 or 2% in expenditures, when compared to the FY 2012-2013 Approved Budget. As a result, the Requested Net City Cost is increased by \$4,300.

### Personnel

This budget reflects the salaries and benefits of the City Manager/City Clerk, the Administrative Specialist/Deputy City Clerk, and the Emergency Services Director/Special Projects Analyst.

### Services and Supplies

The increase in the budget is reflected in the subscription and training budget as a result of participating more in regional and statewide efforts, and to remain current with the ever changing in environment in Risk Management, Personnel and Economic Development.

### Capital Projects/Fixed Assets

There are no capital projects or fixed assets reflected in the budget.

## **MAJOR POLICY CONSIDERATIONS**

See all other budget units.

In addition, major challenges for the City over the next few years, continue to be:

1. Succession plans for several key management positions
2. Identify new revenue sources
3. Continue to enhance economic development opportunities
4. Enhance the local employment base
5. Maintain a balanced and functional budget during these difficult economic times
6. Resolve the debt service loan issue between the General Fund and Successor Agency, that would result in an ongoing impact to the General Fund of \$385,000 if it is not ultimately recognized as an Enforceable Obligation by the Department of Finance



**CITY OF GONZALES & REDEVELOPMENT AGENCY**  
**Fiscal Year 2013-2014**  
**Recommended Budget**

	Budget FY 2012-2013	Revised FY 2012-2013 Budget	Recommended Budget FY Original FY 12-13 2013-2014	Variance Budget
<b>CITY MANAGER / CITY CLERK</b>				
6110.000 Salaries-Regular Pay	137,580.00	137,580.00	137,580.00	-
6113.000 Salaries-Differentials	2,215.00	2,215.00	2,215.00	-
6131.000 Deferred Compensation Expense	3,665.00	3,665.00	3,665.00	-
6132.000 Retirement - PERS	27,300.00	27,300.00	27,300.00	-
6140.000 Life and Disability Insurance	2,235.00	2,235.00	2,235.00	-
6150.000 Workers Comp Insurance	2,810.00	2,810.00	2,810.00	-
6160.000 Social Security	10,695.00	10,695.00	10,695.00	-
6170.000 Health and Dental Insurance	22,140.00	22,140.00	22,140.00	-
6210.000 Special Departmental Expenses	1,000.00	1,000.00	1,000.00	-
6211.000 Office Supplies	100.00	100.00	100.00	-
6212.000 Maintenance Supplies	100.00	100.00	100.00	-
6213.000 Oils and Lubricants	-	-	200.00	200.00
6220.000 Telephone	1,200.00	1,200.00	1,200.00	-
6245.000 Other Contractual Services	250.00	250.00	250.00	-
6255.000 Liability Insurance	-	-	-	-
6260.000 Advertising	100.00	200.00	200.00	100.00
6270.000 Transportation & Travel	-	-	-	-
6275.000 Subscriptions and Training	3,000.00	5,000.00	7,000.00	4,000.00
	-	-	-	-
<b>NET CITY COST</b>	<b>214,390.00</b>	<b>216,490.00</b>	<b>218,690.00</b>	<b>4,300.00</b>

**Finance Department  
Budget Narrative for FY 2013-2014  
Budget Unit 130**

**DEPARTMENTAL MISSION**

The Finance Department supports the City's Vision by providing efficient, sound, timely, and continuous financial accounting and fiscal support necessary to maintain the financial health of the City.

**ACCOMPLISHMENTS FOR FY 2012-2013**

- Kept all the financial operations of the City in order and on time
- Continued to improve the budget accountability process
- Continued to provide real time budget and financial information on line to all the City's Departments
- Obtained an "Unqualified Opinion" from the External Auditors signifying that in all materials the City received a "Clean" audit
- Continued to update several administrative policies that were taken to the Council for approval
- Maintained the operations of the office, even though down one authorized position

**DEPARTMENTAL GOALS FOR FY 2013-2014**

- Continue to provide efficient and professional financial support to the City of Gonzales
- Continue to work to improve and streamline all financial reports and functions
- Work with the City Council and City Manager to continue to provide timely financial status reports

**FY 2013-2014 RECOMMENDED BUDGET**

The Department's FY 2013-2014 Recommended Budget represents an increase of \$18,100 or 34% in expenditures, when compared to the FY 2012-2013 Approved Budget. As a result, the Requested Net City Cost is increased by \$18,100.

*Personnel*

This budget reflects funding for one Senior Accounting Technician and one Administrative Assistant. The Finance Director position is not funded and instead, some of these services are being carried out by Green's Accounting, which is reflected under contract services in "Services and Supplies."

### Services and Supplies

The main reason for the increase is to cover increasing demand for finance and audit services.

### Capital Projects/Fixed Assets

There are no capital projects and/or fixed assets reflected in this budget at this time.

## **MAJOR POLICY CONSIDERATIONS**

A continuing focus will be kept on finding new revenue sources or increasing existing revenue sources for the City. This is critical to continue to fund and further the City's Vision and Mission. While work will also be done on the expenditure side, all the budgets are very lean, and reductions would essentially result in the elimination of services.

In addition, there continues to be a need to hire an Assistant City Manager/Finance Director to keep up with the workload and focus on improving internal control and procedures, as well as to begin to develop a backup to the City Manager. However, due to the current financial environment, this position is not being requested at this time.

**CITY OF GONZALES & REDEVELOPMENT AGENCY**  
**Fiscal Year 2013-2014**  
**Recommended Budget**

	Budget FY 2012-2013	Revised FY 2012-2013 Budget	Recommended Budget FY Original FY 12-13 2013-2014	Variance Budget
<b>FINANCE</b>				
6110.000 Salaries-Regular Pay	17,030.00	17,030.00	17,030.00	-
6111.000 Salaries-Overtime Pay	-	450.00	-	-
6112.000 Salaries-Extra Help	-	128.00	-	-
6113.000 Salaries-Differentials	755.00	755.00	755.00	-
6132.000 Retirement - PERS	3,140.00	3,140.00	3,140.00	-
6140.000 Life and Disability Insurance	260.00	260.00	260.00	-
6150.000 Workers Comp Insurance	305.00	305.00	305.00	-
6160.000 Social Security	1,360.00	1,360.00	1,360.00	-
6170.000 Health and Dental Insurance	4,320.00	2,000.00	4,320.00	-
6210.000 Special Departmental Expenses	400.00	200.00	200.00	(200.00)
6211.000 Office Supplies	500.00	500.00	400.00	(100.00)
6212.000 Maintenance Supplies	100.00	100.00	100.00	-
6220.000 Telephone				-
6230.000 Legal and Accounting	-	3,600.00	3,600.00	3,600.00
6231.000 Payroll Fees	7,500.00	7,500.00	7,500.00	-
6245.000 Other Contractual Services	15,000.00	20,000.00	30,000.00	15,000.00
6255.000 Liability Insurance	70.00	70.00	70.00	-
6275.000 Subscriptions and Training	400.00	400.00	400.00	-
6300.000 NSF Checks	1,200.00	1,000.00	1,000.00	(200.00)
6301.000 Bank Charges	800.00	800.00	800.00	-
6544.000 Equipment-Computers				-
<b>NET CITY COST</b>	<b>53,140.00</b>	<b>59,598.00</b>	<b>71,240.00</b>	<b>18,100.00</b>

**City Attorney**  
**Budget Narrative for FY 2013-2014**  
**Budget Unit 150**

**DEPARTMENTAL MISSION**

The City Attorney is a contracted position that provides the full array of legal services to the City and the Successor Agency. The Mission of the office is to continue to provide the City and Successor Agency with comprehensive legal advice and representation.

**ACCOMPLISHMENTS FOR FY 2012-2013**

- Continued to provide staff with ongoing assistance in the preparation of staff reports, resolutions, and ordinances
- Provided legal review and advice to the City on the Gonzales Successor Agency, and work with staff on the challenges with the State Department of Finance
- Provided legal review on several development projects in the Industrial Park, and for the continued acquisition of land necessary for future expansion of the Sewer Treatment Plant
- Continued to provide legal advice and recommendations to the City Council

**DEPARTMENTAL GOALS FOR FY 2013-2014**

- Continue to work with staff on a variety of projects
- Continue to assist in identification of means (new procedures and/or programs) by which to reduce exposure to liability
- Identify and collect costs for services being driven by third parties
- Continue to provide legal advice to the Council

**FY 2013-2014 RECOMMENDED BUDGET**

The Department's FY 2013-2014 Recommended Budget represents an increase of \$20,000 or 133% in expenditures, when compared to the FY 2012-2013 Approved Budget. As a result, the Requested Net City Cost is increased by \$20,000.

Personnel

No costs are reflected in this area.

Services and Supplies

The only cost in this area is the appropriation for the contract. A portion of these costs have been spread to other funds as appropriate, and only the amount anticipated for General Fund activities and programs is reflected.

Capital Projects/Fixed Assets

No costs are reflected in this area.

**MAJOR POLICY CONSIDERATIONS**

There are no major policy considerations being requested in this budget.

**CITY OF GONZALES & REDEVELOPMENT AGENCY**  
**Fiscal Year 2013-2014**  
**Recommended Budget**

	Budget FY 2012-2013	Revised FY 2012-2013 Budget	Recommended Budget FY Original FY 12-13 2013-2014	Variance Budget
--	---------------------	--------------------------------	--	--------------------

CITY ATTORNEY

6230.000 Legal and Accounting	15,000.00	20,000.00	35,000.00	20,000.00
<b>NET CITY COST</b>	<b>15,000.00</b>	<b>20,000.00</b>	<b>35,000.00</b>	<b>20,000.00</b>

**Community Development Department  
Budget Narrative for FY 2013-2014  
Budget Unit 160**

**DEPARTMENTAL MISSION**

The Community Development Department supports the Vision and Mission of the City by providing professional planning services to the City. The Department promotes quality of life in Gonzales through careful attention to the City's physical and social development requirements. The Department promotes economic development consistent with the City Council's goals, and City's adopted plans and programs.

**DEPARTMENTAL PROGRAMS**

The Department processes applications for all physical development involving private land, including: Conditional Use Permits; Site Plan Permits, Sign Permits, and subdivision and parcel maps. The Department works closely with applicants, other City Departments, and County and State agencies to ensure development conforms to requirements and the best contemporary practices. The Department manages environmental review for projects and supports the Planning Commission and City Council, and is also responsible for maintaining and updating the Zoning Ordinance and Gonzales General Plan. Other activities include grant applications and administration, and affordable housing programs.

The Department also works on economic development through outreach assistance to property owners and developers in promotion of the City.

**ACCOMPLISHMENTS FOR FY 2012-2013**

Project Processing and Approvals

This year saw continued very slow permitting activity due to the recession. However, several projects moved forward providing for the promise of increased activity in the coming year:

- Completed the review of development plans for a proposed 6,400 square foot medical office building proposed to be located on a three-acre site, along Fifth Street at Herold Parkway
- Continued to negotiate the terms and conditions of a Development Agreement for Rincon Villages, a Planned Unit Development (PUD), and subdivision for a 138-acre residential project located on the east side of Highway 101
- Assisted in the processing of a development proposal under the jurisdiction of Monterey County to construct two commercial-scale wind turbines on unincorporated property that adjoins the Gonzales Agricultural Industrial Business Park. The power generated by the turbines would be used as a sustainable source of energy for business with the industrial park



- Assisted in the processing of a development proposal under the jurisdiction of Monterey County, to expand the Misionero Vegetable Processing Plant located approximately 2 miles east of the City. The expansion of the Plant is viewed as an employment opportunity for Gonzales residents
- Successfully processed an application, which was approved by the Planning Commission, for the construction and operation of a vegetable cooling and food processing facility and appurtenant uses on a 12.72± acre vacant parcel in Gonzales Agricultural Industrial Business Park. Authorized improvements include a 80,000 square foot building for the cooling, processing and packaging of vegetables, a two-story office/employee service area (e.g., offices, clean room, break room, restrooms) consisting of a total of 12,000 square feet, a two-story dispatch office (e.g., restrooms, offices, dispatch check-in/out) consisting of 2,224 square feet, a covered patio with mezzanine, and utility/engine room
- Approved various Site Plan Permits, Sign Permits, Conditional Use Permit Amendments, and Temporary Use of Land Permits

#### General Plan Implementation

- Completed the preparation of a Climate Action Plan. The Plan is an important component of the Gonzales General Plan Sustainability Element, and its adoption is necessary prior to the adoption of any Specific Plan, or development approval in the new Urban Growth Area. The Plan was approved by the City Council in February 2013
- Continued negotiations with the County regarding a Memorandum of Agreement for the expansion of the boundaries of the City's Sphere of Influence, and the establishment of planning principles by both Parties to promote logical and orderly development
- Held several meetings with interested land owners within the General Plan's New Urban Growth Area, regarding the preparation and submittal of an application to Monterey County LAFCo proposing a Sphere of Influence Amendment

#### Economic Development and Downtown Revitalization

- Prepared an Agreement for Council approval to bring a Certified Farmers Market and Marketplace to the City's Central Park
- Assisted several Real Estate brokers with their requests for information for their clients seeking land in an industrial setting, which is appropriately sized for large warehousing or manufacturing facilities (i.e., food processing)
- Continued economic promotion activities, met with business owners, and worked with consultants on related research and reporting

#### Business Assistance Loan Program

- The City was awarded a Small Cities Community Development Block Grant (CDBG) from the State Housing & Community Development Department in the amount of \$400,000 (#12-CDBG-8381). The grant funding will be used to recapitalize the City's successful Business Assistance Loan Program

- The City closed-out a Business Assistance Loan Grant (#09-EDEF-6530) received in FY 2009-2010 from the State's Small Cities Community Development Block Grant (CDBG) Program. Grant specific activities included: \$235,875 used to fund 4 business loans; \$41,625 expended for program activity delivery; and \$22,500 expended for general administration.
- The City completed a market analysis of its business environment in support of its successful Business Assistance Loan Program. The analysis evaluated the market for small business lending in Gonzales, and provided a projection of likely loan activity under the proposed program.
- The City updated its CDBG Program Income Guidelines to be consistent with a change in state policy regarding the use of Program Income funds.

#### Grant Programs & Administration

- Utilizing funding associated with a CDBG Planning & Technical Assistance Grant (#11-PTEC-7626) awarded to the City in October 2011, the following activities occurred:
  - Preparation of technical studies in support of the completion of plans for the City's proposed Community Center (\$70,000);
  - Analysis of local health indicators in support of the preparation of a health assessment focused on the City, with the results aimed at improving local health care services (\$15,960); and
  - Began the preparation of an Economic Development Strategy and Action Plan, which includes specific linkages within the plan to programs and funding availability through the State CDBG program (i.e., Business Assistance and Micro-enterprise Programs), and Federal Economic Development Administration (\$35,000).
- The City undertook efforts to market grant funds available to local residents from the State's HOME Investment Partnerships Program. The grant funds can be used to provide low interest loans to home-owners for a variety of home-owner occupied rehabilitation activities.

#### Interagency Coordination

- Reviewed and commented on other agency plans, and actively participated in various technical committees, and worked with AMBAG in regard to revisions to 2008 population and employment forecasts
- The City undertook efforts to support the implementation programs of the County's Agricultural and Winery Corridor Area Master Plan, specifically as those measures address the River Road Corridor near Gonzales. Coordinated with the Monterey County Vintners and Growers Association (MCVGA), and the River Road Wine Trail Association (RRWTA) on matters regarding signage and marketing
- Participated in efforts by the County to become designated as a Community Development Block Grant (CDBG) Entitlement County (i.e., Urban County).

Gonzales' participation with the County means a stable source of grant funding available for the City's infrastructure program

- Coordinated with the County and other Cities within the Salinas Valley in regards to sustainability and economic development
- Assisted the Successor Agency of the former Gonzales Redevelopment Agency in marketing for sale the former Wells Fargo Bank Building/Windmill Restaurant at 346 Alta Street
- Served as staff presenter at meetings of the Successor Agency and Oversight Board

## **DEPARTMENTAL GOALS FOR FY 2013-2014**

New initiatives will be carefully managed and limited due to budget constraints. New project review activities will be undertaken only upon receipt of application fees or reimbursement agreements from applicants, or when assigned through the City Manager. Efforts will be focused on completing projects for which funding is in place.

### Project Processing and Approvals

- Complete discussions and negotiations of the terms and conditions of a Development Agreement for the Rincon Villages Project. Conduct public hearing before the Planning Commission and City Council with adoption by the Council.
- Revise the Density Bonus provisions in the City's Zoning Ordinance to establish consistency with Section 65915 of the California Government Code. Conduct public hearings with the Planning Commission and City Council to adopt an ordinance to approve the Density Bonus provisions
- As required by Sections 5115 and 5116 of the California Welfare and Institutions Code, revise the City's Zoning Ordinance to remove the Conditional Use Permit requirement for residential care facilities of six or fewer persons in all residential zones. Conduct public hearings with the Planning Commission and City Council to adopt an ordinance to implement the zoning ordinance revisions
- Prepare an amendment to the City's Zoning Ordinance to include standards addressing Cottage Food operations within the City. Conduct public hearings with the Planning Commission and City Council to adopt an ordinance to implement the Cottage Food operation standards
- Process, and if appropriate, approve various Site Plan Permits, Sign Permits, Conditional Use Permits, and Temporary Use of Land Permits

### General Plan Implementation

- Conduct a zoning consistency analysis as required by Government Code Section 65860(a), to ensure that the City's Zoning Plan is consistent with the Land Use Diagram of the 2010 General Plan. Conduct public hearings with the Planning Commission and City Council to adopt an ordinance which establish consistency between land use designation and zoning categories
- Complete negotiations with the County regarding a Memorandum of Agreement for the expansion of the boundaries of the City's Sphere of Influence, and the

- establishment of planning principles by both Parties to promote logical and orderly development. The Agreement will be used by Monterey LAFCo in its consideration of approving the City's request to amend its Sphere of Influence
- Obtain approval by the Board of Supervisors and City Council of the Memorandum of Agreement between the City and Monterey County regarding the expansion of the boundaries of the City's Sphere of Influence
  - Prepare and submit an application to Monterey County LAFCo for a Sphere of Influence Amendment

#### Economic Development and Downtown Revitalization

- Conduct a survey of Gonzales residents seeking information about their perceived strengths, weaknesses, threats and opportunities to the City's quality of life. Use the results of the survey to develop an economic development strategy tailored specifically for Gonzales in regard to business recruitment and attraction
- Assist Real Estate brokers with their requests for information for their clients seeking land in an industrial setting, which is appropriately sized for large warehousing or manufacturing facilities (i.e., food processing)
- Continue promoting economic opportunities and activities, meet with business owners and work with consultants on related research and reporting
- Work with the City's Economic Development Committee on an Economic Development Strategy and Action Plan for business retention, development and attraction

#### Business Assistance Loan Program

- Actively market the Business Assistance Loan Program, and at a minimum, loan funds to two businesses

#### Grant Programs & Administration

- Complete the Economic Development Strategy and Action Plan associated with the Planning and Technical Assistance grant awarded to the City of FY 2011-2012
- Continue implementation of the HOME rehabilitation grant for home-owner occupied dwellings, including advertising and marketing the program, and funding rehabilitation activities
- Continue to coordinate with the MCVGA and RRWTA on efforts to support the implementation programs of the County's Agricultural and Winery Corridor Area Master Plan
- Continue to search out new grant opportunities and apply whenever feasible

#### Interagency Coordination

- Coordinate with the County Economic Development Department to implement county-wide economic development initiatives. Negotiate an agreement to share

- revenue based on City involvement in enhancing the tax proceeds of businesses in the unincorporated area
- Coordinate with the County Economic Development Department on activities associated with the County's Urban Count designation, which includes the Cities of Gonzales and Del Rey Oaks
  - Actively participate with AMBAG in the process to revise the 2008 population and employment forecasts
  - Coordinate with the County and other Cities within the Salinas Valley in regards to sustainability and economic development
  - Assist the Successor Agency of the former Gonzales Redevelopment Agency in the sale of the former Wells Fargo Bank Building/Windmill Restaurant at 346 Alta Street
  - Serve as staff presenter at meetings of the Successor Agency and Oversight Board

## **FY 2013-2014 RECOMMENDED BUDGET**

The Department's FY 2013-2014 Recommended Budget represents an overall decrease of (\$2,501) or (1.3%) in expenditures, and an increase of \$13,770 or 96% in revenues, when compared to the FY 2012-2013 Approved Budget. As a result, the Requested Net Cost is decreased by (\$16,271).

### Revenues

Revenues are projected to be down reflective of the depressed economy. There does not appear to be any large planning projects on the horizon. Although, processing an application for a new industrial building in the Industrial Park, and additional uses on the vacant property near the proposed medical office building, could slightly increase projected revenues.

### Expenditures

Costs within this category primarily reflect the fixed costs associated with the Department, including information technology and file services and payment of the annual administrative charges, associated with Monterey County Local Agency Formation Commission.

### Capital Projects/Fixed Assets

There are no capital projects or fixed assets reflected in this budget.

## **MAJOR POLICY CONSIDERATIONS**

There are no major policy considerations reflected in this budget.

**CITY OF GONZALES & REDEVELOPMENT AGENCY**  
**Fiscal Year 2013-2014**  
**Recommended Budget**

	Budget FY 2012-2013	Revised FY 2012-2013 Budget	Recommended Budget FY Original FY 12-13 2013-2014	Variance Budget
<b>PLANNING</b>				
<i>Revenues</i>				
5623.000 Housing Authority PILOT	6,000.00	6,000.00	4,300.00	(1,700.00)
5710.000 Home Occupation Fees	200.00	200.00	200.00	-
5711.000 Plan Check Fees				-
5712.000 Planning & Zoning Fees	6,000.00	6,000.00	6,000.00	-
5713.000 General Plan Revision Fees				-
5820.000 Other income - Misc Payments				-
5821.000 Other income - Reimbursements	2,000.00	2,000.00	2,000.00	-
xxxx.000 Transfer from 127	-	-	15,470.00	15,470.00
<b>Total</b>	<b>14,200.00</b>	<b>14,200.00</b>	<b>27,970.00</b>	<b>13,770.00</b>
<b>EXPENSES</b>				
6110.000 Salaries-Regular Pay	104,245.00	104,245.00	110,000.00	5,755.00
6111.000 Salaries-Overtime Pay				-
6113.000 Salaries-Differentials	972.00	972.00	972.00	-
6120.000 Unemployment Insurance				-
6131.000 Deferred Compensation Expense	2,335.00	2,335.00	2,390.00	55.00
6132.000 Retirement - PERS	23,526.00	23,526.00	20,365.00	(3,161.00)
6140.000 Life and Disability Insurance	1,640.00	1,640.00	1,890.00	250.00
6150.000 Workers Comp Insurance	950.00	950.00	950.00	-
6160.000 Social Security	8,050.00	8,050.00	8,500.00	450.00
6170.000 Health and Dental Insurance	18,415.00	18,415.00	18,415.00	-
6210.000 Special Departmental Expenses	-	-		-
6211.000 Office Supplies	500.00	500.00	500.00	-
6212.000 Maintenance Supplies				-
6220.000 Telephone	100.00	100.00	100.00	-
6245.000 Other Contractual Services	17,500.00	17,500.00	13,100.00	(4,400.00)
6255.000 Liability Insurance	500.00	500.00	550.00	50.00
6260.000 Advertising	4,000.00	3,000.00	3,000.00	(1,000.00)
6265.000 Printing	500.00	500.00	-	(500.00)
6270.000 Transportation and Travel	1,500.00	1,500.00	1,500.00	-
6275.000 Subscriptions and Training	1,000.00	1,000.00	1,000.00	-
<b>Total</b>	<b>185,733.00</b>	<b>184,733.00</b>	<b>183,232.00</b>	<b>(2,501.00)</b>
<b>NET CITY COST</b>	<b>(171,533.00)</b>	<b>(170,533.00)</b>	<b>(155,262.00)</b>	<b>(16,271.00)</b>

**General Governmental Buildings  
Budget Narrative for FY 2013-2014  
Budget Unit 170**

**DEPARTMENTAL MISSION**

This budget is administered by the Public Works Department whose Mission is to enhance the quality of life of our residents in an environment of safety, courtesy, integrity, and respect. In order to do so, the Department: 1) recognizes quality service to our customers, and the residents of this community are our number one priority; 2) recognizes that a "can-do" attitude is our most valuable resource; 3) provides all services in an ethical, honest, and equitable manner; 4) demonstrates pride and commitment to the work being done by being enthusiastic and professional; 5) is committed to providing services that are responsive, innovative, and fiscally sound; and 6) recognizes the critical importance of working in partnership with the business community in developing a diverse, economically stable City.

**DEPARTMENTAL PROGRAMS**

This budget is used to reflect general fund purpose expenditures to all departments. In addition, it covers the rent payments for the City Hall building.

**ACCOMPLISHMENTS FOR FY 2012-2013**

Provided building and general maintenance services to the following locations, including janitorial services to both City Hall and the Public Safety Department:

423 Center Street	325 Center Street	225 Elko Street
109 Fourth Street	117 Fourth Street	147 Fourth Street
133 Fourth Street	421 Center Street	107 Centennial Drive
126 Fifth Street	346 Alta Street -Windmill	

**DEPARTMENTAL GOALS FOR FY 2013-2014**

This coming fiscal year presents an opportunity to work toward providing sound City rented, or leased facilities services.

**FY 2013-2014 RECOMMENDED BUDGET**

The Department's FY 2013-2014 Recommended Budget represents an overall decrease of (\$2,008) or (2.2%) in expenditures, when compared to the FY 2012-2013 Approved Budget. As a result, the Requested Net City Cost is decreased by (\$2,008).

### Services and Supplies

This budget has been used to fund the janitor and janitorial supplies for the Public Safety Department, City Hall, and other City facilities. In addition, it reflects the lease payment for City Hall.

### Capital Projects/Fixed Assets

There are no capital projects or fixed assets reflected at this time.

## **MAJOR POLICY CONSIDERATIONS**

The major policy consideration reflected in this budget is the elimination of contracted janitorial services for the Public Safety Department and City Hall, and no capital outlay improvements. However, in the future, as the resources of the City improve, it will be important to establish a reserve maintenance fund to keep up with needed improvements to the buildings and protect this asset.

In addition, staff will work with the Public Safety Department to develop a plan to demolish the Old Public Works Shop, and reconfigure the area to provide more parking for the fire trucks. Staff is exploring a grant opportunity for this project.

Finally, should the State Budget impacts on the City be greater than anticipated, this budget will be recommended for future reduction, possibly by reducing and/or eliminating the maintenance supplies.



**CITY OF GONZALES & REDEVELOPMENT AGENCY**  
**Fiscal Year 2013-2014**  
**Recommended Budget**

	Budget FY 2012-2013	Revised FY 2012-2013 Budget	Recommended Budget FY Original FY 12-13 2013-2014	Variance Budget
--	---------------------	--------------------------------	--	--------------------

**GENERAL GOVERNMENT BLDG**

6210.000 Special Departmental Expenses	400.00	400.00	400.00	-
6212.000 Maintenance Supplies	2,500.00	2,500.00	2,500.00	-
6213.000 Oils and Lubricants	-	139.00	139.00	139.00
6220.000 Telephone				-
6225.000 Utilities	-	48.00	48.00	48.00
6245.000 Other Contractual Services	17,000.00	12,000.00	12,000.00	(5,000.00)
6250.000 Rental	70,129.00	70,129.00	72,934.00	2,805.00
6260.000 Advertising				-
6520.000 Capital Outlay-Buildings				-
6530.000 Capital Outlay-Improvements				-
6540.000 Capital Outlay-Equipment				-
<b>NET CITY COST</b>	<b>90,029.00</b>	<b>85,216.00</b>	<b>88,021.00</b>	<b>(2,008.00)</b>

# **Non-Departmental Budget Narrative for FY 2013-2014 Budget Unit 200**

## **DEPARTMENTAL MISSION**

This budget is administered by the Public Works Department whose Mission is to enhance the quality of life of our residents in an environment of safety, courtesy, integrity, and respect. In order to do so, the Department: 1) recognizes quality service to our customers, and the residents of this community are our number one priority; 2) recognizes that a "can-do" attitude is our most valuable resource; 3) provides all services in an ethical, honest, and equitable manner; 4) demonstrates pride and commitment to the work being done by being enthusiastic and professional; 5) is committed to providing services that are responsive, innovative, and fiscally sound; and 6) recognizes the critical importance of working in partnership with the business community in developing a diverse, economically stable City.

## **DEPARTMENTAL PROGRAMS**

This budget is co-shared with the Finance Department, which provides various support services to all of the City Departments such as postage, office supplies, lease agreements, automotive, property insurance, and First Aid supplies.

## **ACCOMPLISHMENTS FOR FY 2012-2013**

Continued to effectively provide support to the City's Departments.

## **DEPARTMENTAL GOALS FOR FY 2013-2014**

- This coming fiscal year presents an opportunity to continue to provide sound interdepartmental support services
- Continue to maintain the various support contracts and lease agreements
- Continue to provide stable management of City assets and employee services

## **FY 2013-2014 RECOMMENDED BUDGET**

The Department's FY 2013-2014 Recommended Budget represents an overall increase of \$2,825 or 3.6% in expenditures, when compared to the FY 2012-2013 Approved Budget. As a result, the Requested Net City Cost is increased by \$2,825.

The reason for the change is minor increases in special department expense.

Personnel

There are no personnel expenditures reflected in this budget.

Services and Supplies

This budget reflects funding for the:

- City Telephone and Utilities
- Office Supplies
- Postage and Mail services
- Public Hearing Notices & Legal Notices
- County Administrative Fee

Capital Projects/Fixed Assets

There are no capital projects or fixed assets reflected in this budget.

**MAJOR POLICY CONSIDERATIONS**

There are no major policy considerations reflected in this budget. However, all expenditures are being evaluated in this budget for further reduction.

**CITY OF GONZALES & REDEVELOPMENT AGENCY**  
**Fiscal Year 2013-2014**  
**Recommended Budget**

Budget FY 2012-2013	Revised FY 2012-2013 Budget	Recommended Budget FY Original FY 12-13 2013-2014	Variance Budget
---------------------	--------------------------------	--	--------------------

**NONDEPARTMENTAL**

				-
6210.000 Special Departmental Expenses	7,000.00	7,000.00	10,435.00	3,435.00
6211.000 Office Supplies	7,500.00	7,500.00	7,350.00	(150.00)
6212.000 Maintenance Supplies	1,500.00	1,500.00	1,500.00	-
6220.000 Telephone	5,000.00	11,000.00	11,000.00	6,000.00
6225.000 Utilities	16,900.00	16,900.00	16,900.00	-
6230.000 Legal and Accounting				-
6245.000 Other Contractual Services	20,000.00	20,000.00	16,875.00	(3,125.00)
6250.000 Rental	5,300.00	1,800.00	1,800.00	(3,500.00)
6255.000 Liability Insurance	35.00	-	-	(35.00)
6260.000 Advertising	-	200.00	200.00	200.00
6270.000 Transportation and Travel		-	-	-
6275.000 Subscriptions & Train	-	-	-	-
6315.000 County Administrative Fees	15,000.00	15,000.00	15,000.00	-
<b>NET CITY COST</b>	<b>78,235.00</b>	<b>80,900.00</b>	<b>81,060.00</b>	<b>2,825.00</b>

**Police Department  
Budget Narrative for FY 2013-2014  
Budget Unit 300**

**DEPARTMENTAL MISSION**

The Gonzales Police Department supports the Vision and Mission of the City by providing public safety services to all our residents, businesses, and visitors. These services are provided using a cooperative community policing philosophy, in which the Department works with the residents to solve crime and quality of life issues in our diverse community.

The number one concern of the Department is the safety of all of our residents, businesses, and visitors. The Department takes a zero tolerance to crime and works aggressively to solve crimes that do occur.

The Gonzales Police Department supports and protects commercial, industrial, and educational institutions in the area. The Department provides advice as requested, and aides in crime prevention.

**ACCOMPLISHMENTS FOR FY 2012-2013**

During the FY 2012-2013, the Police Department accomplished many of the goals including the following:

- The Department continued its efforts to reduce gang violence and gang influence not only in the City, but in the region by being the lead agency and obtaining funding through the State of California Cal-Grip 6 Grant, along with King City, Greenfield, and Soledad
- The Department took major enforcement efforts against gang members that live in Gonzales. With the funding obtained through the Cal-Grip grants, the Department stepped up its gang enforcement, prevention, and intervention efforts.
- The Department has continued to address the crime and quality of life issues through the Community Policing Program. The program has shown an overall decrease in the number of crimes committed against businesses within our community
- The Department received over 2000 hours of Officer time from its five Reserve Officers. The Reserve Officers also worked most community events to help reduce costs for the community organizations, and allow the annual events such as the 4<sup>th</sup> of July Celebration to occur.

## **DEPARTMENTAL GOALS FOR 2013-2014**

- Continue to work with the residents of our City to address the crime and quality of life issues that we are facing
- Continue gang suppression, intervention, and prevention efforts through the 4 Cities 4 Peace (4C4P) and the Cal-Grip Initiatives
- Redefine the Community Policing Program to have Officers interact with smaller areas of the City, to ensure that we are meeting the needs of our residents
- Continue collaborative efforts with the Gonzales School District to improve youth interaction
- Increase the role of the Clergy Council in crime prevention, and quality of life concerns
- Apply for additional funding as opportunities arise
- Continue to use the Reserve Officer Program as a means to address coverage issues within the Department

## **FY 2013-2014 RECOMMENDED BUDGET**

The Department's FY 2013-2014 Recommended Budget represents an overall increase of \$94,081 or 5.4% in expenditures, and an increase of \$90,000 or \$100% in revenues, when compared to the FY 2012-2013 Approved Budget. As a result, the Requested Net City Cost is increased by \$4,081 over last year's budget.

### Revenues

The Department continues to see revenue from Vehicle Code related fines down from previous years. There has been a decrease in POST reimbursements for Officer training. These reductions are based on the fact that the Department has decreased POST training to the minimum level to control budget impact.

Revenue is projected for COPS Fast, and Supplemental Law Enforcement programs. Either of these sources could be in jeopardy, and currently do not support the two Officer positions it once did.

The CalGrip Grants will allow for some overtime costs to be funded through the grant as they relate to gang prevention and suppression. This should allow for the Department to control overtime costs, even with the vacant positions left unfilled.

The City is also working with King City to provide part time animal control services to them. The City of King has stated they would like to send approximately \$20,000 a year for such services. This would allow the City of Gonzales to offset some of its costs in maintaining a full-time Animal Control Officer.

### Personnel

While no new personnel are being requested for FY 2013-2014, the Department is currently operating with 11 sworn personnel, and three non-sworn personnel. The

Department currently has one Officer out on long term disability, but it is still able to maintain adequate public safety coverage for our residents.

### Services and Supplies

The Recommended FY 2013-2014 Budget reflects even more increases in the area of contractual services. This is based on increases in County Communications' fees and ACJIS fees that are being passed on to the City by the County of Monterey. There is currently no other provider for these services for the City to pursue in an effort to decrease costs. The City continues to work with other jurisdictions to identify a cheaper provider for such services.

### Capital Projects/Fixed Assets

The FY 2013-2014 reflects costs associated with Next Generation Radio (NGEN) System. The costs associated with the maintenance of the new radio system will be based on how many radios each jurisdiction has on the system. The estimated costs for all departments in the City are \$25,000 to \$30,000 annually. The City also continues to pay lease payments on the radio equipment it purchased/leased last year. In addition, the budget reflects a lease purchase payment for the patrol cars purchased via a lease program a couple of years ago.

## **MAJOR POLICY CONSIDERATIONS**

There continues to be fears that the State of California will take or reduce COPS funding, which is approximately \$100,000 to our City, to fill the State's Budget gap. The General Fund would need to bare the reduced revenue from Fund 150 if that was to occur. The Department continues to apply for federal grant funding to help offset some of the personnel costs that we currently face.

The Department is currently proposing no major policy changes. The Department will continue to use the Community Policing model as its foundation for providing public safety services to our residents. While there are some costs associated with this program, the overall success of the program far outweighs those costs.

**CITY OF GONZALES & REDEVELOPMENT AGENCY**  
**Fiscal Year 2013-2014**  
**Recommended Budget**

	Budget FY 2012-2013	Revised FY 2012-2013 Budget	Recommended Budget FY Original FY 12-13 2013-2014	Variance Budget
<b>POLICE DEPARTMENT</b>				
<i>Revenues</i>				
5310.000 Animal Licenses	1,000.00	500.00	1,000.00	-
5320.000 Bicycle Licenses	50.00	50.00	50.00	-
5335.000 Dance Permits	300.00	300.00	300.00	-
5410.000 Vehicle Code Fines	10,000.00	10,000.00	10,000.00	-
5621.000 P.O.S.T. Reimbursement	3,500.00	3,500.00	3,500.00	-
5637.000 Grant Proceeds	50,000.00	50,000.00	125,000.00	75,000.00
5720.000 Police Service Fees	25,000.00	25,000.00	20,000.00	(5,000.00)
5821.000 Other Income	-	-	20,000.00	20,000.00
5962.000 Transfers from Fund 216	-	-	-	-
<b>Total</b>	<b>89,850.00</b>	<b>89,350.00</b>	<b>179,850.00</b>	<b>90,000.00</b>
<i>Expenditures</i>				
6110.000 Salaries-Regular Pay	848,665.00	841,795.00	831,900.00	(16,765.00)
6111.000 Salaries-Overtime Pay	60,000.00	70,000.00	65,000.00	5,000.00
6112.000 Salaries-Extra Help	-	-	-	-
6113.000 Salaries-Differentials	66,070.00	66,070.00	62,000.00	(4,070.00)
6114.000 Workers Compensation Payment	-	-	-	-
6120.000 Unemployment Insurance	-	-	-	-
6130.000 Retirement - ICMA	-	-	-	-
6131.000 Deferred Compensation Expense	3,330.00	3,330.00	3,330.00	-
6132.000 Retirement - PERS	182,800.00	182,800.00	178,600.00	(4,200.00)
6140.000 Life and Disability Insurance	13,215.00	13,215.00	13,360.00	145.00
6150.000 Workers Comp Insurance	50,475.00	50,475.00	50,475.00	-
6160.000 Social Security	74,570.00	74,570.00	73,000.00	(1,570.00)
6170.000 Health and Dental Insurance	65,250.00	65,250.00	75,900.00	10,650.00
6210.000 Special Departmental Expenses	20,000.00	15,000.00	15,000.00	(5,000.00)
6211.000 Office Supplies	4,000.00	3,500.00	3,500.00	(500.00)
6212.000 Maintenance Supplies	10,000.00	8,000.00	8,000.00	(2,000.00)
6213.000 Oils and Lubricants	30,000.00	30,000.00	30,000.00	-
6220.000 Telephone	14,000.00	14,000.00	8,000.00	(6,000.00)
6225.000 Utilities	22,000.00	22,000.00	22,000.00	-
6230.000 Legal and Accounting	-	-	-	-
6245.000 Other Contractual Services	230,000.00	230,000.00	260,000.00	30,000.00
6250.000 Rental	-	-	-	-
6255.000 Liability Insurance	7,400.00	7,400.00	7,400.00	-
6260.000 Advertising	1,000.00	1,000.00	-	(1,000.00)
6265.000 Printing	500.00	500.00	500.00	-
6270.000 Transportation and Travel	-	-	-	-
6275.000 Subscriptions and Training	10,000.00	10,000.00	10,000.00	-
6542.000 Vehicles	-	-	30,000.00	30,000.00
6544.000 Equipment-Computers	2,000.00	2,000.00	2,000.00	-
6905.000 Transfers Out	-	-	59,391.00	59,391.00
<b>Total</b>	<b>1,715,275.00</b>	<b>1,710,905.00</b>	<b>1,809,356.00</b>	<b>94,081.00</b>
<b>NET CITY COST</b>	<b>(1,625,425.00)</b>	<b>(1,621,555.00)</b>	<b>(1,629,506.00)</b>	<b>4,081.00</b>



**Fire Department  
Budget Narrative for FY 2013-2014  
Budget Unit 310**

**DEPARTMENTAL MISSION**

The Gonzales Fire Department is committed to providing fire prevention and suppression to the residents of our City and Rural Fire District in a friendly, cost-effective manner to insure the safety of our residents and businesses. The Department continues to work collaboratively with other public safety agencies to maintain the highest quality of service and serve those in our diverse community.

**ACCOMPLISHMENTS FOR FY 2012-2013**

During the FY-2012-2013 Approved Budget, the Gonzales Fire Department was able to accomplish the following goals:

- Provided public safety services to our residents in a safe and effective manner
- Maintained its volunteer staff of 12 members and one career Fire Engineer
- Managed a grant to assist with recruitment and retention of Volunteer Firefighters
- Continued the training program to better prepare Volunteer Firefighters towards Firefighter 1 certification
- Developed and implemented new policy and procedure manual for Volunteer Firefighters

**DEPARTMENTAL GOALS FOR FY 2013-2014**

- Continue to search out grant opportunities to assist the City with maintaining and replacing Fire Department equipment
- Work towards increasing the Volunteer Firefighting force to 20 members
- Continue to work collaboratively with other public safety agencies to ensure that the residents of our City are receiving the best public safety services available, such as the Auto-Aid Agreements
- Continue instruction in CPR, First Aid, and disaster preparedness to our residents and businesses to ensure Gonzales is prepared for an emergency
- Assume a lead role in fire prevention, investigation, and inspections to insure the safety of our residents and firefighters in both, the City and Rural Fire District
- Monitor efforts to further improve policies and procedures
- Continue to train Firefighters towards Firefighter 1 certification

## **FY 2013-2014 RECOMMENDED BUDGET**

The Department's FY 2013-2014 recommended budget represents an overall increase of \$2,117 or .009% in expenditures, and no change in revenues, when compared to the FY 2012-2013 Approved Budget. As a result, the Net City Cost has increased by \$2,117.

### Revenues

The Department operates on funds obtained from General Fund, the Gonzales Rural Fire Protection District, Special EMS Assessments, and other grants. The City will also see approximately \$7,500 in funding from CSA-74 monies that are collected by the County, to provide medical supplies, training, and equipment. The reason for the increase is due to grant funds, and a better estimate of the proceeds received from the Rural Fire District.

### Personnel

The Department is requesting no additional full-time personnel during this Recommended FY 2013-2014 Budget. The overall firefighter costs may increase if more Volunteer Firefighters are brought into the Department, and/or call volume increases.

### Services and Supplies

The increase in expenditures reflects the need to spend the remaining funds from the Recruitment and Retention Grant.

The Recommended FY 2013-2014 Budget reflects increases in supplies and services from the FY 2012-2013 Approved Budget. The Department is working harder to maintain equipment using in house staff and thus, has been able to reduce the overall cost of this maintenance. The Department will also forgo some preventative maintenance during the year in an attempt to control overall operating costs. Grant funded projects are the only increases in the proposed budget.

### Capital Projects/Fixed Assets

The Department, in trying to maintain the City's policy on fiscal responsibility, has scheduled no capital projects or fixed assets purchases (over \$1,000) during the FY 2013-2014 Recommended Budget.

## **MAJOR POLICY CONSIDERATIONS**

While the City continues to use General Fund monies to support the Fire Department's efforts, the overall costs for fire protection in Gonzales is minimal compared to other jurisdictions. This is only accomplished through the efforts and dedication of the Officers and Volunteer Firefighters.

**CITY OF GONZALES & REDEVELOPMENT AGENCY**  
**Fiscal Year 2013-2014**  
**Recommended Budget**

	Budget FY 2012-2013	Revised FY 2012-2013 Budget	Recommended Budget FY 2013-2014	Original FY 12-13 Budget	Variance
<b>FIRE DEPARTMENT</b>					
<i>Revenues</i>					
5162.000 Special Assessment - EMS Svcs	16,500.00	16,500.00	16,500.00	-	-
5637.000 Grant Proceeds	40,000.00	40,000.00	-	-	(40,000.00)
5673.000 EMS C5A 74	7,500.00	7,500.00	7,500.00	-	-
5730.000 Rural Fire District	160,000.00	160,000.00	170,000.00	-	10,000.00
5731.000 SAFER Grant	-	-	30,000.00	-	30,000.00
5821.000 Other Income-Reimbursements	2,000.00	2,000.00	2,000.00	-	-
<b>Total</b>	<b>226,000.00</b>	<b>226,000.00</b>	<b>226,000.00</b>	<b>-</b>	<b>-</b>
<i>Expenditures</i>					
6110.000 Salaries-Regular Pay	100,000.00	91,000.00	92,800.00	-	(7,200.00)
6111.000 Salaries-Overtime Pay	1,000.00	2,000.00	2,000.00	-	1,000.00
6112.000 Extra Help	-	-	-	-	-
6113.000 Salaries-Differentials	1,000.00	-	-	-	(1,000.00)
6120.000 Unemployment Insurance	-	-	-	-	-
6131.000 Deferred Compensation Expense	-	-	-	-	-
6132.000 Retirement - PERS	13,775.00	13,775.00	13,775.00	-	-
6140.000 Life and Disability Insurance	1,100.00	1,100.00	1,100.00	-	-
6150.000 Workers Comp Insurance	5,224.00	5,224.00	5,224.00	-	-
6160.000 Social Security	9,840.00	9,840.00	7,400.00	-	(2,440.00)
6170.000 Health and Dental Insurance	10,800.00	10,800.00	10,800.00	-	-
6210.000 Special Departmental Expenses	20,000.00	18,000.00	18,000.00	-	(2,000.00)
6211.000 Office Supplies	100.00	100.00	100.00	-	-
6212.000 Maintenance Supplies	6,000.00	2,557.00	2,557.00	-	(3,443.00)
6213.000 Oils and Lubricants	5,000.00	5,000.00	5,000.00	-	-
6214.000 Vehicle Maintenance	10,000.00	12,000.00	10,000.00	-	-
6220.000 Telephone	-	-	-	-	-
6225.000 Utilities	5,000.00	5,000.00	5,000.00	-	-
6245.000 Other Contractual Services	13,500.00	9,958.00	22,000.00	-	8,500.00
6250.000 Rental	-	-	-	-	-
6255.000 Liability Insurance	5,300.00	7,094.00	16,000.00	-	10,700.00
6260.000 Advertising	5,000.00	3,000.00	3,000.00	-	(2,000.00)
6275.000 Subscriptions and Training	2,000.00	2,000.00	2,000.00	-	-
6540.000 Capital Outlay-Equipment	-	-	-	-	-
6541.000 Capital Outlay-Machinery	-	-	-	-	-
<b>Total</b>	<b>214,639.00</b>	<b>198,448.00</b>	<b>216,756.00</b>	<b>-</b>	<b>2,117.00</b>
<b>NET CITY COST</b>	<b>11,361.00</b>	<b>27,552.00</b>	<b>9,244.00</b>	<b>-</b>	<b>2,117.00</b>

# **Building & Fire Marshal Department Budget Narrative for FY 2013-2014 Budget Units 320 & 330**

## **DEPARTMENTAL MISSION**

The Building Department supports the Vision and Mission of the City by providing leadership, commitment, and resources for excellent service in a friendly cost-effective manner necessary to ensure the safety of our built environment.

## **DEPARTMENTAL PROGRAMS**

- Fire Marshal functions are part of the Building Department and includes the comprehensive Fire Prevention Programs for the City of Gonzales, and the Gonzales Rural Fire Protection District
- Inspection of buildings and facilities during and after construction
- Conduct plan reviews for building and fire life safety code compliance
- Conduct Fire Inspections for Rural Fire District
- Continue to implement Green Building requirements and programs
- Conduct Fire Investigations for cause and origin with cooperation with the Fire Department
- Coordinate the Code Enforcement Program

## **ACCOMPLISHMENTS FOR FY 2012-2013**

- Performed fire investigation to determine origin and cause
- Completed Inspections for Chevron Solar Project
- Coordinated permit and inspections for Green Valley Farm Supply
- Completed Plan Review and Inspections for expansion of Misionero Vegetables
- Improved relations between Gonzales Fire and Fire Marshal's Office for Rural Inspections (coordination)
- Completed state mandated training to maintain credentials
- Improved customer service in inspection timelines and plan reviews
- Completed Plan Review and Fire Protection Inspections for numerous projects within the Gonzales Rural Fire Protection District

## **DEPARTMENTAL GOALS FOR FY 2013-2014**

- Review/Approve special events application permits
- Conduct annual business inspection for all businesses in the City of Gonzales, and the Gonzales Rural Fire Protection District
- Conduct investigations into the origin and cause of all major fires

- Continue participation in training/education with the Monterey County Fire Prevention Officers Association and California Building Officials
- Conduct all fire plan reviews for plans submitted through the Monterey County Building and Planning Division concerning building activities within the Rural Fire District
- Conduct and coordinate all burn permits/inspection for all agricultural controlled burning within the boundaries of the Rural Fire District
- Coordinate all building/fire life safety plan reviews between all involved City Departments
- Implement fee collection for building/fire plan check reviews and associated fire inspection fees as approved by the City Council and the Gonzales Rural Fire Protection District Board of Commissioners
- Conduct inspections of approved fire suppression systems and devices being installed within the Rural Fire Protection District jurisdictional boundaries
- Issue required building/fire permits for all in-house City projects to establish documentation standards
- Continue to participate in coordination meeting for major project development
- Maintain business license compliance to include all outside service vendors within the City
- Maintain Inspection Program for Employee Housing

## **FY 2013-2014 RECOMMENDED BUDGET**

### **Building**

The Building Department FY 2013-2014 Recommended Budget represents an overall decrease of (\$31,775) or (24%) in expenditures, and a decrease of (\$61,495) or (58%) in revenues, when compared to FY 2012-2013 Approved Budget. As a result, the Requested Net City Cost is increased by \$29,720.

### **Fire Marshal**

The Fire Marshal's Department FY 2013-2014 Recommended Budget reflects a decrease of (\$1,885) or 100% in expenditures, when compared to FY 2012-2013 Approved Budget.

### Revenues

All revenue for these two budgets is reflected within the Building Budget under General Revenues. An increase is anticipated based on the expected level of development.

### Personnel

Associated costs for personnel for these two budgets are included within the Building Budget, with no increases projected.

The reason for the decrease in expenditures is due to the Chief Building Official retiring in December 2013, and as a result, the budget has been adjusted accordingly.

Services and Supplies

There are no significant changes to services and supplies.

Capital Projects / Fixed Assets

No capital projects or fixed assets are reflected in the budget.

**MAJOR POLICY CONSIDERATIONS**

The major policy consideration is the recommendation from staff not to backfill for the retiring Chief Building Official during the 2013-2014 Fiscal Year. Workloads and priorities will be adjusted to cover the normal everyday Building Official duties; however, in the event that a significant project comes to the City, contracts will be in place by the end of 2013 to cover the necessary work.

**CITY OF GONZALES & REDEVELOPMENT AGENCY**  
**Fiscal Year 2013-2014**  
**Recommended Budget**

	Budget FY 2012-2013	Revised FY 2012-2013 Budget	Recommended Budget FY Original FY 12-13 2013-2014	Variance Budget
<b>BUILDING</b>				
<i>Revenues</i>				
5330.000 Building Permits	36,870.00	17,540.00	10,000.00	(26,870.00)
5329.000 Building Standards Admin Fee	352.00	700.00	140.00	(212.00)
5331.000 Fire Permit Fees	480.00	480.00	840.00	360.00
5332.000 SMIP Fee	1,520.00	800.00	180.00	(1,340.00)
5333.000 System Automation Fee	1,400.00	1,800.00	1,600.00	200.00
5334.000 Deconstruction, Demolition & Co	1,400.00	1,400.00	1,925.00	525.00
5345.000 Building Occupancy Fee	666.00	740.00	885.00	219.00
5348.000 Employee Housing Fee	-	1,750.00	1,925.00	1,925.00
5350.000 Bldg/Elec/Plumb Permits	31,300.00	24,000.00	14,000.00	(17,300.00)
5351.000 Fire Plan Examination Fees	1,400.00	907.00	2,300.00	900.00
5360.000 Misc. Building Projects	35.00	70.00	65.00	30.00
5365.000 Document Storage Fee	125.00	90.00	250.00	125.00
5640.000 County Housing Projects				-
5711.000 Plan Check Fees	26,153.00	11,200.00	6,500.00	(19,653.00)
5714.000 Training Fees - Building	1,524.00	750.00	500.00	(1,024.00)
5777.000 Fire Inspection Fees	2,630.00	2,740.00	3,250.00	620.00
				-
<b>Total</b>	<b>105,855.00</b>	<b>64,967.00</b>	<b>44,360.00</b>	<b>(61,495.00)</b>
<i>Expenditures</i>				
6110.000 Salaries-Regular Pay	84,650.00	84,650.00	59,855.00	(24,795.00)
6112.000 Salaries-Extra Help				-
6131.000 Deferred Compensation Expense	2,500.00	2,500.00	2,000.00	(500.00)
6132.000 Retirement - PERS	16,000.00	16,000.00	11,300.00	(4,700.00)
6140.000 Life and Disability Insurance	1,445.00	1,445.00	1,190.00	(255.00)
6150.000 Workers Comp Insurance	834.00	834.00	834.00	-
6160.000 Social Security	6,475.00	6,475.00	4,580.00	(1,895.00)
6170.000 Health and Dental Insurance	16,200.00	16,200.00	16,200.00	-
6210.000 Special Departmental Expenses	100.00	100.00	380.00	280.00
6211.000 Office Supplies	100.00	100.00	85.00	(15.00)
6212.000 Maintenance Supplies	150.00	150.00	125.00	(25.00)
6213.000 Oils and Lubricants	1,800.00	1,800.00	1,920.00	120.00
6220.000 Telephone	400.00	400.00	400.00	-
6245.000 Other Contractual Services	100.00	100.00	100.00	-
6255.000 Liability Insurance	150.00	150.00	160.00	10.00
6260.000 Advertising	50.00	50.00	50.00	-
6275.000 Subscriptions and Training	-	-	-	-
6540.000 Capital-Equipment				-
<b>Total</b>	<b>130,954.00</b>	<b>130,954.00</b>	<b>99,179.00</b>	<b>(31,775.00)</b>
<b>NET CITY COST</b>	<b>(25,099.00)</b>	<b>(65,987.00)</b>	<b>(54,819.00)</b>	<b>29,720.00</b>

**CITY OF GONZALES & REDEVELOPMENT AGENCY**  
**Fiscal Year 2013-2014**  
**Recommended Budget**

	Budget FY 2012-2013	Revised FY 2012-2013 Budget	Recommended Budget FY Original FY 12-13 2013-2014	Variance Budget
--	---------------------	--------------------------------	--	--------------------

**FIRE MARSHALL**

6210.000	Special Departmental Expenses	-	-	-	-
6211.000	Office Supplies	60.00	60.00	-	(60.00)
6212.000	Maintenance Supplies	-	-	-	-
6213.000	Oils and Lubricants	1,800.00	1,800.00	-	(1,800.00)
6220.000	Telephone	-	-	-	-
6245.000	Other Contractual Services	-	-	-	-
6255.000	Liability Insurance	-	-	-	-
6275.000	Subscriptions and Training	25.00	25.00	-	(25.00)
	<b>NET CITY COST</b>	<b>1,885.00</b>	<b>1,885.00</b>	<b>-</b>	<b>(1,885.00)</b>



# **Public Works Department Budget Narrative for FY 2013-2014 Budget Unit 400**

## **DEPARTMENTAL MISSION**

The Mission of the Public Works Department supports the Vision of the City by working to enhance quality of life of our residents in an environment of safety, courtesy, integrity, and respect. In order to do so, the Department: 1) recognizes quality service to our customers, and the residents of this community are our number one priority; 2) recognizes that a "can-do" attitude is our most valuable resource; 3) provides all services in an ethical, honest, and equitable manner; 4) demonstrates pride and commitment to the work being done by being enthusiastic and professional; 5) is committed to providing services that are responsive, innovative, and fiscally sound; and 6) recognizes the critical importance of working in partnership with the business community in developing a diverse, economically stable City.

## **DEPARTMENTAL PROGRAMS**

The Public Works Department is responsible for the operation and maintenance of the following functions:

- Street Maintenance
- Street Sweeping
- Parks Maintenance
- Building Maintenance
- Automotive & Equipment Maintenance
- Operation and Maintenance of the City's Swimming Pool
- Special Events Support
- Municipal Water System (Operations & Maintenance)
- Wastewater System (Operations & Maintenance)
- Capital Improvements Projects
- Issuance of Encroachment Permits
- Water Cross-Connection Program
- Project Review & Plan Check

The Public Works Department also provides emergency response during and after normal hours, including weekends. The Department assists the community with various services such as water leak detection, assisting with the locations of City right-of-ways, easements & sewer laterals, pick up & disposal of street tree trimmings, etc. The Department also assists the downtown merchants with keeping the downtown business area clean and attractive to the community.

## **ACCOMPLISHMENTS FOR FY 2012-2013**

- Maintained operations at a high level in spite of significant staff shortages
- Provided the day to day operational services to several important City functions including automotive mechanical service to Police, Fire, Non-Departmental, Parks, and Public Works Fleet for approximately 38 vehicles and several pieces of equipment
- Managed and maintained the City Municipal Water & Distribution System, which delivered 1,282 acre-feet or 417 million gallons of potable water to its citizens and businesses from the four active City water wells
- Managed and maintained the City Municipal Sewer Treatment & Collection System receiving some 215,972,066 gallons at the plant headwork
- Managed and maintained six (6) Sewer Pump Stations
- Managed and maintained the City Street Department, which consists of 18.21 street & alley miles, and provided a bi-weekly Street Sweeping Program of 34.38 City curb miles
- Provided general maintenance services to approximately 15 City-owned or leased out facilities
- Participated in consultations with project proponents and general public
- Processed Street Encroachment Permits
- Completed the First Tire-Derived Product (TDP) Grant
- Awarded a second Tire-Derived Product (TDP) Grant
- Completed Community Pedestrian to School Plan

## **DEPARTMENTAL GOALS FOR FY 2013-2014**

- Continue to provide services which enhance the quality of life of our residents and employees in an environment of safety, courtesy, integrity, and respect. We will also endeavor to our utility services without any interruption to our customers in a cost effective manner
- Update the Public Works Standards & Specifications
- Continue to provide day to day operational services to all of the City Departments & Components
- Pursue various grant opportunities (CDBG, and Safe Routes to School)
- Recommend and pursue all avenues to enhance the financial stability of the City General Fund
- Provide leadership and guidance to Department staff
- Pursue the use of technology whenever possible, to help offset departmental demand for services
- Continue to provide stable management practices of City assets and development of Department employees through training opportunities

## **FY 2013-2014 RECOMMENDED BUDGET**

The Department's FY 2013-2014 Recommended Budget represents an increase of \$11,375 or 21% in expenditures, when compared to the FY 2012-2013 Approved Budget. As a result, the Requested Net City Cost is increased by \$11,375.

### Personnel

The budget reflects the filling of a new Maintenance Supervisor Position that was approved to begin the implementation Plan for the City. The Public Works Department currently has vacant positions; however, because the uncertainty surrounding the State Budget and economic downturn, filling some of these positions is not recommended at this time. However, the Public Works Maintenance Supervisor Position authorized last year, is planned to be filled this year. Funding of this position will be from City Enterprise funds.

The reason for the increase is reflected in salaries and benefits.

### Services and Supplies

This category essentially remained status quo and reflects funding for:

- Safety department supplies
- Employee uniform services
- Department communication contract
- Mechanic training costs
- Annual service contracts- solvent, oil & transmissions

### Capital Projects/Fixed Assets

There are no capital projects and/or fixed assets reflected in this budget.

## **MAJOR POLICY CONSIDERATIONS**

The major policy consideration reflected in this budget is the elimination of the vacant positions. Filling these positions will be revisited when the economy and current financial environment improves.

**CITY OF GONZALES & REDEVELOPMENT AGENCY**  
**Fiscal Year 2013-2014**  
**Recommended Budget**

	Budget FY 2012-2013	Revised FY 2012-2013 Budget	Recommended Budget FY Original FY 12-13 2013-2014	Variance Budget
<b>PUBLIC WORKS</b>				
<i>Revenues</i>				
5277.000 Public Facilities Impact Fees	-	-	-	-
5635.000 Highway Carrier Tax	-	-	-	-
5821.000 Other Income - Reimbursements	-	-	-	-
<b>Total</b>	<b>-</b>	<b>-</b>	<b>-</b>	<b>-</b>
<i>Expenditures</i>				
6110.000 Salaries-Regular Pay	26,680.00	26,680.00	29,500.00	2,820.00
6111.000 Salaries-Overtime Pay	440.00	4,000.00	440.00	-
6112.000 Salaries-Extra Help	-	3,000.00	3,000.00	3,000.00
6113.000 Salaries-Differentials	600.00	600.00	600.00	-
6120.000 Unemployment Insurance	-	-	-	-
6130.000 Retirement - ICMA	-	-	-	-
6131.000 Deferred Compensation Expense	185.00	185.00	185.00	-
6132.000 Retirement - PERS	5,230.00	5,230.00	5,760.00	530.00
6140.000 Life and Disability Insurance	455.00	455.00	490.00	35.00
6150.000 Workers Comp Insurance	3,350.00	3,350.00	3,350.00	-
6160.000 Social Security	2,120.00	2,120.00	2,335.00	215.00
6170.000 Health and Dental Insurance	5,860.00	5,860.00	9,995.00	4,135.00
6210.000 Special Departmental Expenses	800.00	800.00	1,125.00	325.00
6211.000 Office Supplies	150.00	150.00	150.00	-
6212.000 Maintenance Supplies	500.00	500.00	815.00	315.00
6213.000 Oils and Lubricants	3,400.00	3,400.00	3,400.00	-
6220.000 Telephone	200.00	200.00	200.00	-
6225.000 Utilities	-	-	-	-
6235.000 Engineering & Surveying	-	-	-	-
6245.000 Other Contractual Services	2,600.00	2,600.00	2,500.00	(100.00)
6250.000 Rental	-	-	-	-
6255.000 Liability Insurance	1,200.00	1,200.00	1,300.00	100.00
6260.000 Advertising	-	-	-	-
6270.000 Transportation and Travel	-	-	-	-
6275.000 Subscriptions and Training	800.00	800.00	800.00	-
<b>Expenditures</b>	<b>54,570.00</b>	<b>61,130.00</b>	<b>65,945.00</b>	<b>11,375.00</b>
<b>NET CITY COST</b>	<b>(54,570.00)</b>	<b>(61,130.00)</b>	<b>(65,945.00)</b>	<b>11,375.00</b>

**Parks**  
**Budget Narrative for FY 2013-2014**  
**Budget Unit 500**

**DEPARTMENTAL MISSION**

The Parks Department is administered by the Public Works Department whose Mission supports the Vision of the City by working to enhance the quality of life of our residents and employees in an environment of safety, courtesy, integrity, and respect. In order to do so, the Department: 1) recognizes quality service to our customers, and the residents of this community are our number one priority; 2) recognizes that a "can-do" attitude is our most valuable resource; 3) provides all services in an ethical, honest, and equitable manner; 4) demonstrates pride and commitment to the work being done by being enthusiastic and professional; 5) is committed to providing services that are responsive, innovative, and fiscally sound; and 6) recognizes the critical importance of working in partnership with the business community in developing a diverse, and economically stable City.

**DEPARTMENTAL PROGRAMS**

- Maintenance and upkeep of all the City's parks
- Provide support for all special events, athletic events, and athletic leagues that utilize the City's parks
- Provide support to the City's Aquatics Program

**ACCOMPLISHMENTS FOR FY 2012-2013**

- Assisted with all City-wide special events
- Completed daily and weekly routine maintenance tasks
- Removed graffiti within 48 hours
- Repaired vandalism as soon as notified
- Replace the existing sand playground with ADA approved rubberized mulch at Meyer Park

**DEPARTMENTAL GOALS FOR FY 2013-2014**

- Provide safe, clean, and aesthetically pleasing parks, open spaces, and right-of-ways within the City
- Ensure that current and future park improvements are adequately maintained
- Maintain the municipal Swimming Pool for safe operations in an efficient and cost effective manner
- Maintain and manage the parks to meet or exceed established recognized standards

- Provide efficient and effective customer service, which matches or exceeds the service needs of the residents
- Work with our residents from our Sister City of Tateposco and explore all possibilities of constructing a Kiosk at Central Park
- Complete an interim lighted parking and open space area at Gabilan Court

## **FY 2013-2014 RECOMMENDED BUDGET**

The Department's FY 2013-2014 Recommended Budget represents an increase of \$5,115 or 5.6% in expenditures, when compared to the FY 2012-2013 Approved Budget. As a result, the Requested Net City Cost is increased by \$5,115.

### Personnel

Costs in this area are essentially status quo.

### Services & Supplies

The change in this category is primarily due to the increase in utilities.

### Capital Projects/Fixed Assets

There are no capital expenditures included in the budget.

## **MAJOR POLICY CONSIDERATIONS**

One of the major priorities for the City of Gonzales is to provide quality services and in order to continue toward this goal, the City must begin to contemplate the formation of a "Park & Recreation District" to meet the present funding challenges.

**CITY OF GONZALES & REDEVELOPMENT AGENCY**  
**Fiscal Year 2013-2014**  
**Recommended Budget**

	Budget FY 2012-2013	Revised FY 2012-2013 Budget	Recommended Budget FY Original FY 12-13 2013-2014	Variance Budget
<b>PARKS</b>				
6110.000 Salaries-Regular Pay	41,000.00	41,000.00	41,000.00	-
6111.000 Salaries-Overtime Pay	1,000.00	1,000.00	1,000.00	-
6112.000 Salaries-Extra Help	-	3,000.00	3,000.00	-
6113.000 Salaries-Differentials	1,500.00	1,500.00	1,500.00	-
6131.000 Deferred Compensation Expense	-	756.00	-	-
6132.000 Retirement - PERS	8,195.00	8,195.00	8,195.00	-
6140.000 Life and Disability Insurance	700.00	700.00	700.00	-
6150.000 Workers Comp Insurance	556.00	556.00	556.00	-
6160.000 Social Security	3,325.00	3,325.00	3,325.00	-
6170.000 Health and Dental Insurance	10,800.00	10,800.00	10,800.00	-
6210.000 Special Departmental Expenses	-	-	-	-
6211.000 Office Supplies	-	-	-	-
6212.000 Maintenance Supplies	6,500.00	6,500.00	6,500.00	-
6213.000 Oils and Lubricants	4,600.00	4,600.00	4,600.00	-
6220.000 Telephone	325.00	325.00	325.00	-
6225.000 Utilities	10,000.00	10,000.00	12,115.00	2,115.00
6235.000 Engineering and Surveying	-	-	-	-
6245.000 Other Contractual Services	2,000.00	2,000.00	2,000.00	-
6250.000 Rental	-	-	-	-
6255.000 Liability Insurance	-	-	-	-
6260.000 Advertising	-	-	-	-
6270.000 Transportation & Travel	-	-	-	-
6275.000 Subscriptions and Training	-	-	-	-
6510.000 Capital Outlay - Land	-	-	-	-
<b>NET CITY COST</b>	<b>90,501.00</b>	<b>94,257.00</b>	<b>95,616.00</b>	<b>5,115.00</b>

**Recreation Services**  
**Budget Narrative for FY 2013-2014**  
**Budget Unit 510**

**DEPARTMENTAL MISSION**

The Recreation Department supports the Vision and Mission of the City by meeting the recreational needs and desires of the residents of Gonzales by developing, implementing, and maintaining quality programs, services, and facilities which are cost effective, creative, and responsive to resident input.

**DEPARTMENTAL PROGRAM**

This budget reflects all the expenditures and revenues for the City's recreational programming. It includes programs like Youth Soccer, Volleyball, Mini T-Ball, Youth Basketball, Youth Indoor Soccer, and all Special Events.

**ACCOMPLISHMENTS FOR FY 2012-2013**

- Converted the Health & Safety Fair to Family Health & Safety Day, which is now in alignment with the National Family Health & Safety Day
- Worked with several outside agencies to continue City-wide special events, including the 4<sup>th</sup> of July, Cinco de Mayo, Holiday Lights, Health and Safety Fair, and Dia del Niño
- Continued Community Garage Sales and Community Clean Up Day
- Increased the number of participants in Youth Basketball and Indoor Soccer
- Implemented Adult Open Gym at Fairview Middle School Joint-Use Gym
- Held the Third Environmental Leadership Academy
- Increased communication and volunteerism with Gonzales High School students and staff
- Implemented a successful "Paint the Town Purple" Day to raise awareness about Cancer Awareness and Prevention
- Was awarded a Housing and Urban Development (HUD) Grant in the amount of \$15,800 to decrease the cost of youth sports, to make programs more accessible to low and moderate income youth
- Collaborated with the Arts Council for Monterey County to offer dance programs free of charge to Gonzales Youth
- Collaborated with Gonzales Unified School District on the implementation of the Developmental Assets
- Collaborated with the Ventana Wilderness Society to take English as a Second Language Students on educational trips to the Pinnacles
- Was awarded a 2013 Catalyst Grant from the Foundation for Youth Investment in the amount of \$15,000 to expand the Environmental Leadership Academy to High School aged youth



## **DEPARTMENTAL GOALS FOR FY 2013-2014**

- Develop family programming with an emphasis on health and fitness
- Work closely with the Gonzales Unified School District on Joint Use Projects
- Provide a wide range of recreational activities to citizens of all ages
- Work to increase and diversify the participants in all programs
- Work to find additional funding sources and grants for recreation
- Increase collaboration and partnerships with the various community groups to enhance programming
- Partner with other non-profits to enhance or supplant programs to reduce, and/or control costs

## **FY 2013-2014 RECOMMENDED BUDGET**

The Department's FY 2013-2014 Recommended Budget represents an overall increase of \$7,799 or 5.2% in expenditures, and an increase of \$46,762 or 36% in revenues, when compared to the FY 2012-2013 Approved Budget. As a result, the Requested Net Cost is decreased by (\$38,963).

### Revenues

The budget reflects no change in revenues expected from the recreation programming provided by the City. However, it does reflect \$30,000 in grant funds received from the Catalyst Grant from the Foundation Youth Investment, and HUD Grant.

### Personnel

This category has been reduced to reflect the use of less seasonal personnel to run the programs.

### Services and Supplies

This category includes the major reason for the increase, which is the City's share of the maintenance costs for the Joint Use Gymnasium.

### Capital Projects/Fixed Assets

There are no capital projects or fixed assets reflected in this budget.

## **MAJOR POLICY CONSIDERATIONS**

While the budget is providing a full Recreation Program, it is being done with less resources and some restructuring. The following is a summary of the changes included in the Recreation Budget:

- Create a Volunteer Program to recruit and train qualified volunteers to supervise the gymnasium and thus, reduce City staff costs and keep registration fees affordable

- Continue to seek grant and funding opportunities to offset costs of Recreation Programs
- Ensure that all Recreation Program expenditures are completely covered by the revenue they bring in

**CITY OF GONZALES & REDEVELOPMENT AGENCY**  
**Fiscal Year 2013-2014**  
**Recommended Budget**

	Budget FY 2012-2013	Revised FY 2012-2013 Budget	Recommended Budget FY Original FY 12-13 2013-2014	Variance Budget
<b>RECREATION SERVICES</b>				
<i>Revenues</i>				
5637.000 Grant Proceeds	-	-	30,880.00	30,880.00
5740.000 Recreation Fees	90,000.00	90,000.00	90,000.00	-
5741.000 Pool Revenue	40,000.00	40,000.00	40,000.00	-
5820.000 Other Income -Misc Payments	500.00	502.00	502.00	2.00
5950.000 Transfer from CDBG	-	-	15,880.00	15,880.00
<b>Total</b>	<b>130,500.00</b>	<b>130,502.00</b>	<b>177,262.00</b>	<b>46,762.00</b>
<i>Expenditures</i>				
6110.000 Salaries-Regular Pay	80,000.00	80,000.00	85,000.00	5,000.00
6111.000 Salaries-Overtime Pay	-	-	-	-
6112.000 Salaries-Extra Help	-	2,500.00	2,500.00	2,500.00
6113.000 Salaries-Differentials	1,011.00	1,011.00	1,011.00	-
6120.000 Unemployment Insurance	-	550.00	550.00	550.00
6131.000 Deferred Compensation Expense	2,082.00	2,082.00	2,082.00	-
6132.000 Retirement - PERS	14,530.00	14,530.00	14,530.00	-
6140.000 Life and Disability Insurance	1,080.00	1,080.00	1,080.00	-
6150.000 Workers Comp Insurance	1,724.00	1,724.00	1,724.00	-
6160.000 Social Security	6,811.00	6,811.00	6,810.00	(1.00)
6170.000 Health and Dental Insurance	9,180.00	9,180.00	9,180.00	-
6210.000 Special Departmental Expenses	15,000.00	15,000.00	15,000.00	-
6211.000 Office Supplies	400.00	400.00	150.00	(250.00)
6212.000 Maintenance Supplies	12,000.00	12,000.00	12,000.00	-
6213.000 Oils and Lubricants	900.00	900.00	900.00	-
6220.000 Telephone	-	-	-	-
6225.000 Utilities	3,600.00	3,600.00	3,600.00	-
6245.000 Other Contractual Services	500.00	500.00	500.00	-
6255.000 Liability Insurance	-	-	-	-
6265.000 Printing	-	-	-	-
6275.000 Subscriptions and Training	600.00	600.00	600.00	-
6544.000 Equipment-Computers	100.00	100.00	100.00	-
<b>Total</b>	<b>149,518.00</b>	<b>152,568.00</b>	<b>157,317.00</b>	<b>7,799.00</b>
<b>Net City Cost</b>	<b>(19,018.00)</b>	<b>(22,066.00)</b>	<b>19,945.00</b>	<b>(38,963.00)</b>

**City Aquatics  
Budget Narrative for FY 2013-2014  
Budget Unit 515**

**DEPARTMENTAL MISSION**

The Aquatics Program supports the Vision and Mission of the City by providing a safe environment for aquatic recreation, teach aquatic safety through swim lessons, and provide opportunities for Gonzales residents to enjoy aquatic recreation, and to manage fiscal resources responsibly.

**DEPARTMENTAL PROGRAMS**

This program provides all the expenditures for the operation and management of the City Aquatics (Pool) Program. It includes programs like open swim, swim team, movies at the pool, pool parties, and swim lessons.

**ACCOMPLISHMENTS FOR FY 2012-2013**

- Operated safely with no major injuries
- Provided residents with increased swim lesson opportunities to enhance their water safety
- Provided increased family swim hours
- Added Saturday Night Recreation Swim
- Increased Snack Bar Revenue
- Maintained the pool 100% compliance with the VGB Act
- Completed compliance with ADA Standards in regards to Pool Lift Accessibility
- Provided several days of swimming opportunities to Fairview Middle School P.E. Students
- Increased Special Events to allow for family-friendly entertainment
- Continued Swim Lessons and Water Safety Instruction for all Summer School and Migrant Education Students through the GUSD Summer School Program
- All staff completed bi-weekly in service trainings to maintain competency in all certification areas

**DEPARTMENTAL GOALS FOR FY 2013-2014**

- Continue safe operations with no major injuries
- Increase revenue to better support current activities
- Teach and practice safety as part of all activities
- Continue to create, and successfully implement, innovative aquatic programming
- Add Developmental Assets training for staff, and include Asset activities in all Swimming Programs
- Secure appropriate funding sources to provide necessary maintenance and repairs

## **FY 2013-2014 RECOMMENDED BUDGET**

The Department's FY 2013-2014 Recommended Budget represents an overall increase of \$1,125 or 2.5% in expenditures, when compared to the FY 2012-2013 Approved Budget. As a result, the Requested Net Cost is increased by \$1,125.

### Revenues

Revenues, which are reflected in the Recreation Budget and General Revenue (Budget Unit 510), have increased as a result of increased programming, outreach, and marketing of the City's Aquatics Program.

### Personnel

This category reflects a decrease in staffing costs as a result of hiring less seasonal staff.

### Services and Supplies

This category remains the same.

### Capital Projects/Fixed Assets

There are no capital projects or fixed assets reflected in this budget.

## **MAJOR POLICY CONSIDERATIONS**

Similar to the Recreation Program, this year is seeing a reduction in programming like not offering the Junior Lifeguard Program, and eliminating Swim Lesson Classes that are not at capacity. Staff has implemented the following reductions and changes to the program, in an attempt to reduce and control costs and increase resources:

- Absolutely no aquatic overtime. This will be achieved by carefully reviewing staff schedules and monitoring the substitution time. [*Potential Savings: \$500*]
- Increase the number of pool Special Events that consistently create revenue. [Potential Revenue \$4,000]
- Adjust pool capacity to reflect the number of staff in order to avoid any overtime. These staff numbers will be evaluated based on the past attendance of various activities, and adjusted to reflect maximum capacity likely to maximize revenue.
- Increase the number of Swim Lesson Classes in order to allow more participation, while still funneling participants into full classes

**CITY OF GONZALES & REDEVELOPMENT AGENCY**  
**Fiscal Year 2013-2014**  
**Recommended Budget**

	Budget FY 2012-2013	Revised FY 2012-2013 Budget	Recommended Budget FY Original FY 12-13 2013-2014	Variance Budget
<b>CITY AQUATICS</b>				
6110.000 Salaries-Regular Pay	22,500.00	22,500.00	22,500.00	-
6111.000 Salaries-Overtime Pay	-	-	-	-
6112.000 Salaries-Extra Help	-	2,500.00	-	-
6120.000 Unemployment Insurance	-	-	-	-
6150.000 Workers Comp	2,224.00	2,224.00	2,224.00	-
6160.000 Social Security	1,630.00	1,630.00	2,755.00	1,125.00
6210.000 Special Departmental Expenses	3,500.00	3,500.00	3,500.00	-
6211.000 Office Supplies	100.00	100.00	100.00	-
6212.000 Maintenance Supplies	6,500.00	6,500.00	6,500.00	-
6225.000 Utilities	8,000.00	8,000.00	8,000.00	-
6245.000 Other Contractual Services	1,000.00	1,000.00	1,000.00	-
6255.000 Liability Insurance	150.00	150.00	150.00	-
6260.000 Advertising				-
6275.000 Subscriptions and Training	100.00	100.00	100.00	-
<b>NET CITY COST</b>	<b>45,704.00</b>	<b>48,204.00</b>	<b>46,829.00</b>	<b>1,125.00</b>

**General Fund Debt Service  
Budget Narrative for FY 2013-2014  
Budget Unit 900**

**DEPARTMENTAL MISSION**

This is the budget unit that was set up to track the General Fund debt service payment for the 2011 Lease Revenue Bond, that was part of the financing program implemented to help the Redevelopment Agency payoff the 2006 Tax Anticipation Note due August 2011.

**ACCOMPLISHMENTS FOR FY 2012-2013**

- Made the debt service payment
- Worked with the Gonzales Oversight Board to have this debt for, and loan to the Gonzales Redevelopment Agency recognized as an Enforceable Obligation for the Gonzales Successor Agency

**DEPARTMENTAL GOALS FOR FY 2013-2014**

Continue to work to financing the debt, and work with the Gonzales Successor Agency to reduce the General Fund contribution, and have this loan recognized as an Enforceable Obligation for the Gonzales Successor Agency.

**FY 2013-2014 RECOMMENDED BUDGET**

The Department's FY 2013-2014 Recommended Budget represents no change, when compared to the FY 2012-2013 Approved Budget. As a result, the Requested Net City Cost remains unchanged.

Personnel

No costs are reflected in this area.

Services and Supplies

The only cost in this area is the appropriation for debt interest and principal payments, bond issuance costs, and the transfer of the debt proceeds to the RDA to payoff the 2006 Tax Anticipation Note.

Capital Projects/Fixed Assets

No costs are reflected in this area.

## **MAJOR POLICY CONSIDERATIONS**

### ***A Portion of the RDA Financing Plan Bailout Implemented in 2011 Continues to be Disallowed by the State Department of Finance***

As has been presented to the Successor Agency Board and Council, the Department of Finance (DOF) has not approved the General Fund portion of the 2011 Financing Plan that was implemented to refinance the RDA 2006 Tax Anticipation Note (TAN). The General Fund portion was a Lease Revenue Bond financing that was done to generate the funds to lend the RDA, in order to help refinance the 2006 TAN. As of the time of writing the Budget Document, DOF continues to disallow this cost as an Enforceable Obligation for the Gonzales Successor Agency. As a result, this continues to be a significant impact to the General Fund in the magnitude of \$380,000 annually. Per Council direction, staff is completing the work to initiate a lawsuit against the DOF.



**CITY OF GONZALES & REDEVELOPMENT AGENCY**  
**Fiscal Year 2013-2014**  
**Recommended Budget**

	Budget FY 2012-2013	Revised FY 2012-2013 Budget	Recommended Budget FY 2013-2014	Variance Original FY 12-13 Budget
<b>Debt Service</b>				
<i>Revenues</i>				
5830.000 Bond Proceeds	-	-	-	-
5935.000 Transfer from Gonzales RDA	-	-	-	-
	-	-	-	-
<b>Total</b>	<b>-</b>	<b>-</b>	<b>-</b>	<b>-</b>
<i>Expenditures</i>				
6610.000 Interest Expense	325,819.00	325,819.00	325,819.00	-
6620.000 Principal Reduction	60,000.00	60,000.00	60,000.00	-
6635.000 Bond Issuance Cost	-	-	-	-
6935.000 Transfer to RDA	-	-	-	-
<b>Total</b>	<b>385,819.00</b>	<b>385,819.00</b>	<b>385,819.00</b>	<b>-</b>
<b>Net City Cost</b>	<b>(385,819.00)</b>	<b>(385,819.00)</b>	<b>(385,819.00)</b>	<b>-</b>

**Contingency  
Budget Narrative for FY 2013-2014  
Budget Unit XX**

**DEPARTMENTAL MISSION**

This budget was established to set aside an appropriation amount every year to cover unexpected expenditures, and/or as a holding tank pending Council direction.

**ACCOMPLISHMENTS FOR FY 2012-2013**

Not applicable.

**DEPARTMENTAL GOALS FOR FY 2013-2014**

Continue to support the General Fund.

**FY 2013-2014 RECOMMENDED BUDGET**

The Department's FY 2013-2014 Recommended Budget reflects a contingency appropriation of \$20,000.

Personnel

There are no personnel costs reflected in this budget.

Services and Supplies

There are no services and supplies costs reflected in this budget.

Capital Projects/Fixed Assets

The budget does not reflect expenditures in this area.

**MAJOR POLICY CONSIDERATIONS**

An appropriation of \$20,000 has been set aside to use for unexpected expenditures during the fiscal year; however, any use of this budget per policy, needs to be approved by the City Council.

**CITY OF GONZALES & REDEVELOPMENT AGENCY**  
**Fiscal Year 2013-2014**  
**Recommended Budget**

	Budget FY 2012-2013	Revised FY 2012-2013 Budget	Recommended Budget FY Original FY 12-13 2013-2014	Variance Budget
--	---------------------	--------------------------------	--	--------------------

**CONTINGENCY**

	-	-	-	-
xxxx.000 Miscellaneous	-	-	20,000.00	20,000.00
				-
<b>NET CITY COST</b>	-	-	<b>20,000.00</b>	<b>20,000.00</b>

# **Community Development Budget Narrative for FY 2013-2014 Budget Fund 120**

## **FUND PURPOSE**

The Community Development Fund addresses a range of projects of general benefit to the community that are supported by the Small Cities Community Development Block Grant (CDBG) Program, the HOME Program, and other public grant sources. Projects include development of affordable housing, rehabilitation of housing, and other housing related activities. Projects may also include development of public infrastructure and improvements such as streets, paving, sidewalks, and similar facilities of benefit to lower income members of the community.

Fund 120 sets forth revenues secured by approved grants from the Community Development Block Grant (CDBG) and other sources, and Program Income received from repayment of previous loans. The expenditure portion of Fund 120 identifies the expected dispersal of these funds to City departments, and consultants assisting the City.

## **ACCOMPLISHMENTS FOR FY 2012-2013**

- Utilizing funding associated with a CDBG Planning & Technical Assistance Grant (11-PTEC-7626) awarded to the City in October 2011, the following activities occurred:
  - Preparation of technical studies in support of the completion of plans for the City's proposed Community Center (\$70,000);
  - Analysis of local health indicators in support of the preparation of a health assessment focused on the City, with the results aimed at improving local health care services (\$15,960); and
  - Began the preparation of an Economic Development Strategy and Action Plan, which includes specific linkages within the plan to programs and funding availability through the State CDBG program (i.e., Business Assistance and Micro-enterprise Programs), and Federal Economic Development Administration (\$35,000).
- The City undertook efforts to market grant funds available to local residents from the State's HOME Investment Partnerships Program. The grant funds can be used to provide low interest loans to home-owners for a variety of home-owner occupied rehabilitation activities
- The City undertook efforts to support the implementation programs of the County's Agricultural and Winery Corridor Area Master Plan, specifically as those measures address the River Road Corridor near Gonzales. Coordinated with the Monterey County Vintners and Growers Association (MCVGA) and the River Road Wine Trail Association (RRWTA) on matters regarding signage and marketing
- Participated in efforts by the County to become designated as a Community Development Block Grant (CDBG) Entitlement County. Gonzales' participation with the County means a stable source of grant funding available for the City's infrastructure program

## **DEPARTMENTAL GOALS FOR FY 2013-2014**

- Complete the Economic Development Strategy and Action Plan associated with the Planning and Technical Assistance grant awarded to the City of FY 2011-2012
- Continue implementation of the HOME rehabilitation grant for home-owner occupied dwellings, including advertising and marketing the program and funding rehabilitation activities
- Continue to coordinate with the MCVGA and RRWTA on efforts to support the implementation programs of the County's Agricultural and Winery Corridor Area Master Plan
- Continue to search out new grant opportunities, and apply whenever feasible

## **FY 2013-2014 RECOMMENDED BUDGET**

The Fund's revenues are derived from a Planning and Technical Assistance Grant (#11-PTEC-7626), and a HOME Partnership Grant (#11-HOME-7665) received from the State Department of Housing and Community Development. The Fund's expenditures are associated consultant services associated with the implementation and program delivery for each grant.

The Fund's revenues and expenditures vary from year to year depending on how many grants that the City receives. The Fund's FY 2013-2014 Recommended Budget reflects a decrease of (\$102,150), or (46%) reduction in expenditures, and (\$86,160) or (39%) decrease in revenues, when compared to the FY 2012-2013 Approved Budget. As a result, the Requested Net Cost is decreased by (\$15,990).

### Revenues

Revenues reflect the amount of grant funds that the City anticipates requesting from the State Housing and Community Development Department (HCD) associated with a Planning & Technical Assistance Grant (#11-PTEC-7626), and a HOME Partnership Grant (#11-HOME-7656) both awarded to the City in Fiscal Year 2011-2012. Additional revenue is associated with the payment of principal and interest for a First Time Homebuyer Loan.

### Personnel

The City Manager, Community Development Director, and other Department Heads will participate in the completion of program tasks and duties. City staff will be responsible for all program administration and grant reporting.

### Contractual Services

The Recommended Budget includes funds in the amount of \$31,100 for payments to two consultants to complete work associated with the preparation of technical studies in support of the proposed Gonzales Community Center, and the preparation of an

Economic Development Strategy and Action Plan; both projects funded by Planning and Technical Assistance Grant (#11-PTEC-7626). The Recommended Budget also provides for payments to a consultant engaged to assist with the implementation of the awarded HOME Partnership Grant (#11-HOME-7665, for the rehabilitation of home-owner occupied dwelling units in the amount of \$16,250.

## **MAJOR POLICY CONSIDERATIONS**

The City Council directs all grant applications and uses of funds. Funds for studies using PTA or other grants should be directed to advancing projects, and improvements that maximize the benefit to the community and/or meet an unmet need.

City Of Gonzales

Month: 5/31/2013	Prior Year Actual	Current Year				(6) Staff YE Est	(7) FY 2013/2014	(8)
		Original Budget	Amended Budget	Actual Thru May	Estimated Total			
Fund: 120 - Community Development								
Revenues								
Dept: 000								
5515.000 Interest Income	291	300	300	1,750	300	2,000	2,000	
5620.000 CDBG - Revolving Loan Program	0	0	0	0	0			
5624.000 CDBG - 02-Home - 0585	0	0	0	0	0			
5625.000 CDBG - Economic Development	0	0	0	0	0			
5626.000 CDBG - Housing Rehabilitation	0	98,250	98,250	0	98,250	6,563	100,250	
5627.000 CDBG - Planning & Tech Assist	17,418	120,960	103,460	0	103,460	89,540	31,100	
5628.000 CDBG - Other Misc Programs	0	0	0	6,563	0			
5860.000 Principal Payments Received	5,900	0	0	0	0			
Dept: 000	23,609	219,510	202,010	8,313	202,010	98,103	133,350	0
Dept: 100 City Council								
5615.000 State Gas Tax 2105	0	0	0	0	0			
City Council	0	0	0	0	0	0	0	0
Total Revenues	23,609	219,510	202,010	8,313	202,010	98,103	133,350	0
Expenditures								
Dept: 000								
6210.000 Special Departmental Expenses	0	0	0	0	0			
6211.000 Office Supplies	0	0	0	0	0			
6212.000 Maintenance Supplies	0	0	0	0	0			
6230.000 Legal and Accounting	0	0	0	0	0			
6235.000 Engineering and Surveying	0	0	0	0	0			
6245.000 Other Contractual Services	5,350	128,750	106,750	83,519	106,750	107,448	26,600	
6260.000 Advertising	883	1,000	1,000	0	1,000	1,000	1,000	
6275.000 Subscriptions and Training	0	0	0	0	0			
6316.000 Administrative Fees	0	0	0	0	0			
6328.000 Loan Advances	0	0	80,000	0	80,000	75,000	80,000	
6334.000 CDBG Loan Payments	0	80,000	0	0	0			
6335.000 Block Grant Expenditures	0	0	0	0	0			
6510.000 Capital Outlay-Land	0	0	0	0	0			
6530.000 Capital Outlay-Improvements	0	0	0	0	0			
6540.000 Capital Outlay-Equipment	0	0	0	0	0			
6544.000 Equipment-Computers	0	0	0	0	0			
6900.000 Transfers to General Fund	15,000	10,000	10,000	5,000	10,000	10,000	10,000	
6953.000 Transfer to Fund 250	0	0	0	0	0			
Dept: 000	21,233	219,750	197,750	88,519	197,750	193,448	117,600	0
Dept: 150 City Attorney								
6440.000 Workers' Compensation	0	0	0	0	0			

City Of Gonzales

	Prior	Current Year				(6)	(7)	(8)
	Year	Original	Amended	Actual Thru	Estimated			
Month: 5/31/2013	Actual	Budget	Budget	May	Total	Staff YE Est	FY 2013/2014	
Fund: 120 - Community Development								
Expenditures								
City Attorney	0	0	0	0	0	0	0	0
Total Expenditures	21,233	219,750	197,750	88,519	197,750	193,448	117,600	0
Community Development	2,376	-240	4,260	-80,206	4,260	-95,345	15,750	0



**Business Loan Grant Program  
Budget Narrative for FY 2013-2014  
Budget Fund 123**

**FUND PURPOSE**

The fund is administered by the Community Development Department and was established to track expenditures and revenues for the Community Development Business Assistance Loan Grant Program. Funds under this program are restricted to certain eligible costs, including: operating capital; furniture fixtures and equipment (FF&E); rehabilitation of leased space or owned buildings (including engineering and architectural and local permits or fees); purchase of manufacturing equipment (with or without installation costs); refinancing of existing debt in conjunction with financing other eligible costs; purchase of real property; required off site improvements; or relocation grants for persons displaced due to funding of the project.

Fund 123 sets forth revenues secured by approved grants from the Small City's Community Development Block Grant (CDBG) Program and other sources, and program income received from repayment of loans once made.

**ACCOMPLISHMENTS FOR FY 2012-2013**

- The City was awarded a Small Cities Community Development Block Grant (CDBG) from the State Housing & Community Development Department in the amount of \$400,000 (#12-CDBG-8381). The grant funding will be used to recapitalize the City's successful Business Assistance Loan Program
- The City closed-out a Business Assistance Loan Grant (#09-EDEF-6530) received in FY 2009-2010 from the State's Small Cities Community Development Block Grant (CDBG) Program. Grant specific activities included: \$235,875 used to fund 4 business loans; \$41,625 expended for program activity delivery; and \$22,500 expended for general administration
- The City completed a market analysis of its business environment in support of its successful Business Assistance Loan Program. The analysis evaluated the market for small business lending in Gonzales, and provided a projection of likely loan activity under the proposed program
- The City updated its CDBG Program Income Guidelines to be consistent with a change in state policy regarding the use of Program Income funds

**DEPARTMENTAL GOALS FOR FY 2013-2014**

Actively market the Business Assistance Loan Program, and at a minimum, loan funds to two businesses.

## **FY 2013-2014 RECOMMENDED BUDGET**

The Fund's revenues are derived from principal and interest payments associated with business assistance loans granted in previous years, and from grant funding received from the State Department of Housing and Community Development. The Fund's expenditures are associated with business assistance loans granted by the City to qualifying businesses and costs associated with program delivery.

The Fund's revenues and expenditures vary from year to year depending on how many loans the City is able to make in a given year and/or if grant funds are available to loan. The Fund's FY 2013-2014 Recommended Budget reflects an increase of \$73,200 or 51% in expenditures, and an increase of \$36,370 or 20% in revenues, when compared to the FY 2012-2013 Approved Budget. As a result, the requested Net Cost is increased by \$36,830.

### Revenues

Revenues reflected assume principal and interest payments received by the City for prior loans, two new Business Assistance Loans, and expenses associated with program delivery and general administration activities during the fiscal year.

### Personnel

Personnel reflected include the City Manager, Community Development Director, and Administrative Assistant.

### Contractual Services

The Recommended Budget provides funding for a consultant to provide activity delivery for the Business Assistance Loan Program.

### Transfers to other Funds

The budget reflects a transfer of approximately \$20,000 to the General Fund to cover grant administration services provided by City personnel resources.

## **MAJOR POLICY CONSIDERATIONS**

There are no major policy considerations reflected in this budget.

City Of Gonzales

Month: 5/31/2013	Prior	Current Year				(6)	(7)	(8)
	Year	Original	Amended	Actual Thru	Estimated	Staff YE Est	FY 2013/2014	
	Actual	Budget	Budget	May	Total			
Fund: 123 - Business Loan Grant								
Revenues								
Dept: 000								
5515.000	Interest Income	2,204	4,810	4,810	6,329	4,810	7,000	7,000
5620.000	CDBG - Revolving Loan Program	106,798	133,450	150,490	0	150,490	150,490	103,000
5628.000	CDBG - Other Misc Programs	0	0	0	0	0		
5637.000	Grant Proceeds	0	0	0	0	0		
5860.000	Principal Payments Received	28,620	38,100	38,100	41,029	38,100	45,880	52,730
5935.000	Transfer from Gonzales SA	0	0	50,000	0	50,000	50,000	50,000
	Dept: 000	137,622	176,360	243,400	47,358	243,400	253,370	212,730
	Total Revenues	137,622	176,360	243,400	47,358	243,400	253,370	212,730
Expenditures								
Dept: 000								
6210.000	Special Departmental Expenses	30	0	0	0	0		
6245.000	Other Contractual Services	16,206	8,000	8,000	4,163	8,000	4,163	20,000
6328.000	Loan Advances	105,000	113,800	113,800	113,368	113,800	113,368	95,000
6335.000	Block Grant Expenditures	367	2,000	2,000	907	2,000	2,000	82,000
6900.000	Transfers to General Fund	20,000	20,000	20,000	10,000	20,000	20,000	20,000
	Dept: 000	141,603	143,800	143,800	128,438	143,800	139,531	217,000
	Total Expenditures	141,603	143,800	143,800	128,438	143,800	139,531	217,000
	Business Loan Grant	-3,981	32,560	99,600	-81,080	99,600	113,839	-4,270

**Air Pollution Control Fund  
Budget Narrative for FY 2013-2014  
Budget Fund 124**

**DEPARTMENTAL MISSION**

This is budget unit that was set up to track the loan payments received, and projects funded resulting from the Air Pollution Control Grant provided to Coast Oil for the Bio Diesel Fueling Station.

**ACCOMPLISHMENTS FOR FY 2012-2013**

Continued working with Coast Oil to increase the sale at the Bio Diesel Fueling Station.

**DEPARTMENTAL GOALS FOR FY 2013-2014**

Continue to partner with Coast Oil and grow the sales at the Bio Diesel Fueling Station, that not only help the City with increased sales tax, but the additional three cents per gallon generated that is transferred to the City General Fund.

**FY 2013-2014 RECOMMENDED BUDGET**

The Department's FY 2013-2014 Recommended Budget represents no change in expenditures, and an increase of \$3,400 or 28% in revenues, when compared to the FY 2012-2013 Approved Budget. As a result, the Requested Net Cost is decreased by (\$3,400).

Revenues

Revenues are derived from the repayment of the loan by Coast Oil.

Personnel

No costs are reflected in this area.

Services and Supplies

No costs are reflected in this area at this time. However, as the income from the principal payments grows to a go size, projects will be recommended to the Council for consideration.

Capital Projects/Fixed Assets

No costs are reflected in this area.

**MAJOR POLICY CONSIDERATIONS**

No major policy considerations are included in this budget.

City Of Gonzales

Month: 5/31/2013	Prior	Current Year				(6)	(7)	(8)
	Year Actual	Original Budget	Amended Budget	Actual Thru May	Estimated Total	Staff YE Est	FY 2013/2014	
Fund: 124 - Air Pollution Control Fund								
Revenues								
Dept: 000								
5515.000 Interest Income	3,806	100	100	3,280	100	3,500	3,500	
5637.000 Grant Proceeds	0	0	0	0	0			
5820.000 Other income - Misc Payments	0	0	0	0	0			
5860.000 Principal Payments Received	11,749	11,700	11,700	10,978	11,700	11,700	11,700	
Dept: 000	15,555	11,800	11,800	14,258	11,800	15,200	15,200	0
Total Revenues	15,555	11,800	11,800	14,258	11,800	15,200	15,200	0
Expenditures								
Dept: 000								
6245.000 Other Contractual Services	0	0	0	0	0			
Dept: 000	0	0	0	0	0	0	0	0
Total Expenditures	0	0	0	0	0	0	0	0
Air Pollution Control Fund	15,555	11,800	11,800	14,258	11,800	15,200	15,200	0

**Gonzales RDA Administrative Fund  
Budget Narrative for FY 2013-2014  
Budget Fund 125**

**FUND PURPOSE**

The Gonzales Redevelopment Agency Administrative Fund was established to provide a funding source for administrative activities required for the operation of the Agency, and for general staff support for Agency activities that are not associated with specific funded projects.

Unfortunately, the State eliminated Redevelopment Agencies in 2011 and this fund reflects no more activity; as a result, this will be the last year that it appears in the City's Budget Document.

**ACCOMPLISHMENTS FOR FY 2012-2013**

The RDA was successfully transitioned to the Gonzales Successor Agency as required by the State.

**DEPARTMENTAL GOALS FOR FY 2013-2014**

Not Applicable.

**FY 2013-2014 RECOMMENDED BUDGET**

This fund has no activity, and this will be the last year it appears in the City's Budget Document.

**MAJOR POLICY CONSIDERATIONS**

Not Applicable.

City Of Gonzales

Month: 5/31/2013	Prior	Current Year				(6)	(7)	(8)
	Year Actual	Original Budget	Amended Budget	Actual Thru May	Estimated Total	Staff YE Est	FY 2013/2014	
Fund: 125 - Gonz RDA Admin Fund								
Revenues								
Dept: 000								
5165.000 RDA Bond Proceeds	0	0	0	0	0			
5512.000 Debt Svc Interest Income - RDA	0	0	0	0	0			
5515.000 Interest Income	1,206	0	0	0	0			
5518.000 Program Income	0	0	0	0	0			
5520.000 Rental Income	0	0	0	0	0			
5525.000 Debt Svc Principle Payment	0	0	0	0	0			
5657.000 SLESF Citizens' Option Pgm	0	0	0	0	0			
5820.000 Other Income - Misc Payments	0	0	0	0	0			
5860.000 Principal Payments Received	2,250	0	0	0	0			
5890.000 Extraordinary Gain / Los	248,274	0	0	0	0			
5930.000 Transfer from General Fund	0	0	0	0	0			
5948.000 Transfers from RDA Debt Servic	0	0	0	0	0			
5953.000 Transfer from Debt Service	109,854	0	0	0	0			
Dept: 000	361,584	0	0	0	0	0	0	0
Total Revenues	361,584	0	0	0	0	0	0	0
Expenditures								
Dept: 000								
6110.000 Salaries-Regular Pay	51,190	0	0	0	0			
6111.000 Salaries-Overtime Pay	1,638	0	0	0	0			
6112.000 Salaries-Extra Help	0	0	0	0	0			
6113.000 Salaries-Differentials	1,214	0	0	0	0			
6120.000 Unemployment Insurance	0	0	0	0	0			
6131.000 Deferred Compensation Expense	1,349	0	0	0	0			
6132.000 Retirement - PERS	10,274	0	0	0	0			
6140.000 Life and Disability Insurance	781	0	0	0	0			
6150.000 Workers Comp Insurance	776	0	0	0	0			
6160.000 Social Security	3,635	0	0	0	0			
6170.000 Health and Dental Insurance	9,840	0	0	0	0			
6180.000 Payroll Unemployment Tax	0	0	0	0	0			
6190.000 Other Payroll Tax	0	0	0	0	0			
6210.000 Special Departmental Expenses	0	0	0	0	0			
6211.000 Office Supplies	0	0	0	0	0			
6212.000 Maintenance Supplies	0	0	0	0	0			
6220.000 Telephone	0	0	0	0	0			
6225.000 Utilities	8,649	0	0	2,430	0			
6230.000 Legal and Accounting	0	0	0	0	0			

City Of Gonzales

Month: 5/31/2013	Prior Year Actual	Current Year		Actual Thru May	Estimated Total	(6) Staff YE Est	(7) FY 2013/2014	(8)
		Original Budget	Amended Budget					
Fund: 125 - Gonz RDA Admin Fund								
Expenditures								
Dept: 000								
6235.000 Engineering and Surveying	0	0	0	0	0			
6243.000 Community Promotion	0	0	0	0	0			
6245.000 Other Contractual Services	19,914	0	0	0	0			
6255.000 Liability Insurance	0	0	0	0	0			
6260.000 Advertising	1,828	0	0	0	0			
6270.000 Transportation and Travel	0	0	0	0	0			
6275.000 Subscriptions and Training	2,223	0	0	0	0			
6316.000 Administrative Fees	0	0	0	0	0			
6325.000 Contingency Account	0	0	0	0	0			
6333.000 SA Loan Payments	0	0	0	0	0			
6520.000 Capital Outlay-Buildings	0	0	0	0	0			
6530.000 Capital Outlay-Improvements	0	0	0	0	0			
6540.000 Capital Outlay-Equipment	0	0	0	0	0			
6900.000 Transfers to General Fund	0	0	0	0	0			
6905.000 Transfers Out	0	0	0	0	0			
6910.000 COPS Debt Service Transfer	0	0	0	0	0			
6915.000 Soledad Subvention	0	0	0	0	0			
6926.000 Transfer to Traffic Congestion	0	0	0	0	0			
6935.000 Transfer to RDA	0	0	0	0	0			
Dept: 000	113,311	0	0	2,430	0	0	0	0
Total Expenditures	113,311	0	0	2,430	0	0	0	0
Gonz RDA Admin Fund	248,273	0	0	-2,430	0	0	0	0



**Urban County**  
**Community Development Block Grant (CDBG) Fund**  
**Budget Narrative for FY 2013-2014**  
**Budget Fund 127**

**FUND PURPOSE**

This Fund is administered by the Community Development Department, and was established to fund the Community Development Block Grant (CDBG) Programs funded by the Federal Department of Housing and Urban Development (HUD), through participation in the Urban Entitlement County together with the City of Del Rey Oaks and the County of Monterey. The financial resources supporting the fund are grants funds awarded to the Urban County participants by HUD.

**ACCOMPLISHMENTS FOR FY 2012-2013**

The fund is new, so there are no accomplishments to report in FY 2012-2013.

**DEPARTMENTAL GOALS FOR FY 2013-2014**

- Reconstruction of the roof at a Daycare Center located within Gonzales. The Daycare Center is operated by the Mexican American Opportunity Foundation (MAOF)
- Replacement of the HVAC system at a daycare center in Gonzales. The Daycare Center is operated by the Mexican American Opportunity Foundation (MAOF).
- Installation of pedestrian-scale lighting in Central Park in order to improve safety and accessibility
- Replacement of the HVAC system at a rural health care facility. The facility is operated by the Gonzales Medical Group, which serves predominantly low to moderate income patients
- Installation of curb ramps at strategic locations throughout Gonzales to improve accessibility
- Subsidize the cost of participation in youth sports programs for low and moderate income families, so that the youth that had been previously excluded from participation due to cost restrictions, can now participate

**FY 2013-2014 RECOMMENDED BUDGET**

This is a newly created fund and as a result, there is no basis for comparison with the prior fiscal year. However, the budget reflects \$170,583 in expenditures and revenues, representing a no Net Cost to the City.

Revenues

Revenue reflected in this fund are grant funds awarded to the Urban County participants by HUD.

Personnel

The City Manager, Community Development Director, and other Department Heads will participate in the completion of program tasks and duties.

Services and Supplies, and Transfers Out

Consultant resources will be engaged to provide expertise as necessary. Specifically, the projects are as follows:

- Grant Administration (Transfer to Planning) \$15,515
- Offset Recreation Fees (Transfer to Recreation) \$15,880
- Central Park Lighting (Contractual Services) \$21,000
- Day Care Roof (Capital Outlay) \$21,000
- Curb Ramps (Capital Outlay) \$42,188
- Day Care HVAC (Capital Outlay) \$20,000
- Medical Center HVAC (Capital Outlay) \$35,000

**MAJOR POLICY CONSIDERATIONS**

The City Council, based upon a recommendation of staff, will approve applications that are submitted to the County for consideration, and final approval consistent with the Five Year Consolidated Plan.

BUDGET WORKSHEET

City Of Gonzales

Month: 5/31/2013	Prior Year Actual	Current Year			Estimated Total	(6) Staff YE Est	(7) FY 2013/2014	(8)
		Original Budget	Amended Budget	Actual Thru May				
Fund: 127 - CDBG - Urban County								
Revenues								
Dept: 000								
5637.000 Grant Proceeds	0	0	0	0	0		170,583	
Dept: 000	0	0	0	0	0	0	170,583	0
Total Revenues	0	0	0	0	0	0	170,583	0
Expenditures								
Dept: 000								
6245.000 Other Contractual Services	0	0	0	0	0		21,000	
6530.000 Capital Outlay-Improvements	0	0	0	0	0		118,233	
6900.000 Transfers to General Fund	0	0	0	0	0		15,470	
6905.000 Transfers Out	0	0	0	0	0		15,880	
Dept: 000	0	0	0	0	0	0	170,583	0
Total Expenditures	0	0	0	0	0	0	170,583	0
CDBG - Urban County	0	0	0	0	0	0	0	0

**Street Fund**  
**Budget Narrative for FY 2013-2014**  
**Budget Fund 130**

**DEPARTMENTAL MISSION**

This fund is administered by the Public Works Department whose Mission is to enhance the quality of life of our residents in an environment of safety, courtesy, integrity, and respect. In order to do so, the Department: 1) recognizes quality service to our customers, and the residents of this community are our number one priority; 2) recognizes that a "can-do" attitude is our most valuable resource; 3) provides all services in an ethical, honest, and equitable manner; 4) demonstrates pride and commitment to the work being done by being enthusiastic and professional; 5) is committed to providing services that are responsive, innovative, and fiscally sound; and 6) recognizes the critical importance of working in partnership with the business community in developing a diverse, economically stable City.

**DEPARTMENTAL PROGRAMS**

This fund includes maintenance, improvements, salaries and benefits for assigned employees, landscaping maintenance, oversight, and management of the City's Street System.

**ACCOMPLISHMENTS FOR FY 2012-2013**

- Maintained landscape on Alta Street using a combination of in-house staff & contactors
- Managed and maintained the City Street Department, which consists of streets & alleys of 18.21 miles. Street Sweeping services have been contracted out on an interim bases
- Maintained Striping & Street Signage Program
- Maintained the various City Storm Water Drainage & Retention Ponds Systems
- Managed the City sections of the Gonzales Slough System
- Maintained a Graffiti Response Control Program

**DEPARTMENTAL GOALS FOR FY 2013-2014**

The Department Goals for FY 2013-2014 are to strive and meet the spirit of the Department's "Mission Statement". The following are some of the Department's Goals:

- Continue to maintain Street Landscaping
- Continue to manage the various City Storm Water Drainage & Retention Ponds Systems

- Continue the Graffiti Response Control Program
- Continue to maintain the Striping & Street Signage Program
- Explore alternative means to maintain our Street Sweeping services

## **FY 2013-2014 RECOMMENDED BUDGET**

The Department's FY 2013-2014 Recommended Budget represents an overall increase of \$254,300 or 70% in expenditures, and an increase of \$57,860 or 15% in revenues, when compared to the FY 2012-2013 Approved Budget. As a result, the Requested Net Cost is increased by \$196,440.

### Estimated Fund Balance

The estimated fund balance for this fund is \$282,000 as of June 30, 2013, which is sufficient to offset the Fund's Net costs.

### Revenue

This budget reflects an increase from revenue received from the State. After years of the State raiding Gas Tax Funds, the Governor's Budget has the raids ending for 2013-2014.

### Personnel

The Public Works Department provides the personnel requirements for the Street Department. The area reflects portions of the Public Works salaries.

### Services and Supplies

The City's Street Sweeper became inoperative during the later part of 2011-2012 fiscal years due to a mechanical condition. Staff is looking at alternative means of not only continuing with the Street Sweeping Programs, but also at alternative funding sources such as adding this service to the current waste haulers contract. Most expenditure in this category has been moved to other funds where appropriate; however, it does reflect some funds for specific street materials necessary to provide adequate maintenance of the streets and equipment. The major reason for the increase is the utility costs and contractual services to outsource street sweeping services. This budget reflects 70% or \$56,000 of an estimated \$80,000 to outsource street sweeping services.

### Capital Projects/Fixed Assets

This budget reflects \$188,490 in capital outlay improvements and equipment to the Street Department including: (a) \$178,490 for Street Striping (Fifth, Fifth Street Overpass, Alta Street, and Fanoe Road); (b) \$5,000 for Sidewalk Repairs; and (c) \$5,000 for emergency Street Tree Trimming.

## **MAJOR POLICY CONSIDERATIONS**

There are no major policy considerations reflected in this budget. However, all expenditures are being evaluated in this budget for further reduction.

City Of Gonzales

Month: 5/31/2013	Prior Year Actual	Current Year				(6) Staff YE Est	(7) FY 2013/2014	(8)
		Original Budget	Amended Budget	Actual Thru May	Estimated Total			
Fund: 130 - Street Fund								
Revenues								
Dept: 000								
5515.000 Interest Income	134	100	100	105	100	126	120	
5613.000 State Gas Tax 2103	122,558	100,000	100,000	82,704	100,000	100,000	90,000	
5615.000 State Gas Tax 2105	0	0	0	0	0			
5616.000 State Gas Tax 2106	23,507	19,600	20,000	21,290	20,000	23,388	22,000	
5617.000 State Gas Tax 2107	59,522	45,800	46,000	55,297	46,000	60,582	60,000	
5618.000 State Gas Tax 2107.5	2,000	2,000	2,000	2,000	2,000	2,000	2,000	
5619.000 Traffic Congestion Relief Fnds	0	0	0	0	0			
5666.000 Soledad Subvention	164,454	153,300	153,300	0	153,300	153,300	153,300	
5821.000 Other Income - Reimbursements	6,005	0	51,240	51,240	51,240	51,240	51,240	
5920.000 Transfer from Cal Breeze Pks	22,730	22,800	22,800	11,400	22,800	22,800	22,800	
5921.000 Transfer from Cal Breeze #1	0	0	0	0	0			
5922.000 Transfer from Cal Breeze #2	0	0	0	0	0			
5923.000 Transfer from Cal Breeze#3	0	0	0	0	0			
5940.000 Transfer from Canyon Parks	29,998	30,000	30,000	15,000	30,000	30,000	30,000	
5941.000 Transfer from Canyon Maint 1	0	0	0	0	0			
5942.000 Transfer from Canyon Maint 2	0	0	0	0	0			
5944.000 Transfer from Canyon Maint 3	0	0	0	0	0			
5947.000 Transfer from Industrial Park	4,666	4,700	4,700	2,350	4,700	4,700	4,700	
5951.000 Transfers From 405	1,310	0	0	0	0			
5952.000 Transfers From 140	2,177	0	0	0	0			
5957.000 Transfer from Cipriani Mainten	7,666	7,700	7,700	3,850	7,700	7,700	7,700	
5961.000 Transfer from 122	0	0	0	0	0			
5964.000 Transfer From Fund 402	68,534	0	0	0	0			
Dept: 000	515,261	386,000	437,840	245,236	437,840	455,836	443,860	0
Total Revenues	515,261	386,000	437,840	245,236	437,840	455,836	443,860	0
Expenditures								
Dept: 000								
6110.000 Salaries-Regular Pay	132,535	149,103	149,103	123,830	149,103	163,880	163,880	
6111.000 Salaries-Overtime Pay	3,692	1,850	3,500	4,487	3,500	1,850	1,850	
6113.000 Salaries-Differentials	5,787	2,920	5,000	5,997	5,000	3,000	3,000	
6114.000 Workers Compensation Payment	0	0	0	0	0			
6131.000 Deferred Compensation Expense	1,026	1,070	1,070	985	1,070	1,080	1,080	
6132.000 Retirement - PERS	23,470	29,020	29,020	9,877	29,020	31,825	31,825	
6140.000 Life and Disability Insurance	1,457	2,200	2,200	1,095	2,200	2,380	2,380	
6150.000 Workers Comp Insurance	2,082	2,082	2,082	2,082	2,082	2,220	2,220	
6160.000 Social Security	10,309	11,771	11,771	9,789	11,771	12,910	12,910	

City Of Gonzales

Month: 5/31/2013	Prior Year Actual	Current Year				(6) Staff YE Est	(7) FY 2013/2014	(8)
		Original Budget	Amended Budget	Actual Thru May	Estimated Total			
Fund: 130 - Street Fund								
Expenditures								
Dept: 000								
6170.000 Health and Dental Insurance	40,690	25,920	25,920	32,276	25,920	26,595	26,595	
6190.000 Other Payroll Tax	0	0	0	0	0			
6210.000 Special Departmental Expenses	11	1,900	1,900	1,870	1,900	1,900	1,900	
6211.000 Office Supplies	0	0	0	0	0			
6212.000 Maintenance Supplies	8,772	10,000	10,000	4,552	10,000	8,000	10,000	
6213.000 Oils and Lubricants	7,721	6,000	6,000	5,923	6,000	8,885	9,000	
6214.000 Vehicle Maintenance	0	0	0	0	0			
6220.000 Telephone	710	850	850	473	850	850	410	
6225.000 Utilities	34,488	38,000	38,000	26,293	38,000	33,000	38,000	
6230.000 Legal and Accounting	0	0	2,500	2,295	2,500	2,500	2,500	
6235.000 Engineering and Surveying	0	0	25	148	25	200	28,300	
6245.000 Other Contractual Services	25,604	76,684	74,184	33,617	74,184	40,000	85,900	
6250.000 Rental	0	0	0	0	0			
6255.000 Liability Insurance	1,856	1,600	1,600	2,042	1,600	2,042	1,600	
6260.000 Advertising	0	0	0	0	0		3,400	
6270.000 Transportation and Travel	225	0	0	53	0	53	100	
6275.000 Subscriptions and Training	30	250	250	0	250	250	180	
6330.000 Public Works Overhead	0	0	0	0	0			
6530.000 Capital Outlay-Improvements	3,190	0	0	0	0			
6540.000 Capital Outlay-Equipment	0	0	0	0	0		188,490	
6541.000 Equipment-Machinery	0	0	0	0	0			
6542.000 Equipment-Vehicles	0	0	0	0	0			
6610.000 Interest Expense	0	0	0	0	0			
6620.000 Principal Reduction	0	0	0	0	0			
6900.000 Transfers to General Fund	0	0	0	0	0			
6905.000 Transfers Out	0	0	0	0	0			
6928.000 Transfer to Street Fund [180]	0	0	0	0	0			
Dept: 000	303,655	361,220	364,975	267,684	364,975	343,420	615,520	0
Total Expenditures	303,655	361,220	364,975	267,684	364,975	343,420	615,520	0
Street Fund	211,606	24,780	72,865	-22,448	72,865	112,416	-171,660	0



# **Supplemental Law Enforcement Budget Narrative for 2013-2014 Budget Fund 150**

## **DEPARTMENTAL MISSION**

The Supplemental Law Enforcement Fund is administered by the Police Department as a fiscal record keeping fund that tracks grant funding, that the City has obtained from the Federal and State governments. The grant funding supports the City's Mission by working in a fiscal responsible manner to provide public safety services to our residents, businesses, and visitors.

The safety of Gonzales' residents is the number one concern of the Police Department. The collaborative working relationship with other government agencies to provide law enforcement funding, continues to assist our City in providing these services to our diverse community.

## **ACCOMPLISHMENTS FOR FY-2012-2013**

Please see Budget Unit 300.

## **DEPARTMENTAL GOALS FOR FY 2013-2014**

Please see Budget Unit 300.

## **FY 2013-2014 RECOMMENDED BUDGET**

The Department's FY 2013-2014 Recommended Budget represents no change in revenues and expenditures, when compared to the FY 2012-2013 Approved Budget. As a result, the Requested Net Cost remains unchanged.

### Revenues

While the recommended budget for Fund 150 anticipates the \$100,000 payment in COPS funding from the State of California still being received by the City, the State has in the past attempted to divert these funds away from Cities. This fund also receives Supplemental Law Enforcement funds provided by California Government Code 30061.

Gonzales currently uses the monies received to pay a portion of the salaries of two sworn Police Officer positions. The loss in funding would result in the need to fund these two positions solely from General Fund revenue.

### Personnel

The Supplemental Law Enforcement Fund is designed as the fund where grant monies are funneled when they are received by the City. The City is currently obtaining funding of \$100,000 a year from the COPS Fast Grant Program. These funds are managed by the State of California when they are received from the Federal government.

Once the funds are received, they are transferred to the Public Safety Fund (210) where they are used for personnel costs as outlined above.

### Services and Supplies

There are no services or supplies associated with this fund.

### Capital Projects/Fixed Assets

There are no capital projects or fixed assets associated with this fund.

## **MAJOR POLICY CONSIDERATIONS**

The City must continue to be conscious of the possible funding loss from the State, and/or the inability of the current funding source to fully or partially fund the two Police Officer positions funded by this program.

Staff is continuing to work on finding grant sources to help fund current staffing levels. The Federal government has announced that it may be funding Cops Fast Grants that would allow agencies to hire or retain officers. Staff intends on applying for any of these funds when the opportunity is realized.

City Of Gonzales

Month: 5/31/2013	Prior	Current Year			(6)	(7)	(8)
	Year Actual	Original Budget	Amended Budget	Actual Thru May	Estimated Total	Staff YE Est	FY 2013/2014
Fund: 150 - Supplemental Law Enforcement							
Revenues							
Dept: 000							
5220.000 Lodging Tax	0	0	0	0	0		
5515.000 Interest Income	0	0	0	0	0		
5630.000 SLESF Revenue	47,495	40,000	40,000	38,552	40,000	40,000	40,000
5632.000 COPS FAST Grant	100,000	100,000	100,000	50,000	100,000	100,000	100,000
Dept: 000	147,495	140,000	140,000	88,552	140,000	140,000	140,000
Total Revenues	147,495	140,000	140,000	88,552	140,000	140,000	140,000
Expenditures							
Dept: 000							
6210.000 Special Departmental Expenses	0	0	0	0	0		
6245.000 Other Contractual Services	0	0	0	0	0		
6260.000 Advertising	0	0	0	0	0		
6540.000 Capital Outlay-Equipment	0	0	0	0	0		
6541.000 Equipment-Machinery	0	0	0	0	0		
6542.000 Equipment-Vehicles	0	0	0	0	0		
6900.000 Transfers to General Fund	142,000	0	0	0	0		
6923.000 Transfer to Public Safety Tech	0	0	0	0	0		
6924.000 Transfer to SLESF	0	0	0	0	0		
6925.000 Transfer to Public Safety	0	140,000	140,000	0	140,000	140,000	140,000
Dept: 000	142,000	140,000	140,000	0	140,000	140,000	140,000
Total Expenditures	142,000	140,000	140,000	0	140,000	140,000	140,000
Supplemental Law Enforcement	5,495	0	0	88,552	0	0	0

**Gonzales RDA Low Moderate Housing  
Budget Narrative for FY 2013-2014  
Budget Fund 165**

**FUND PURPOSE**

The Gonzales Redevelopment Agency's Low Moderate Housing Fund was established to provide a funding source to be applied in fulfillment of the Redevelopment Agency's housing responsibilities.

Unfortunately, the State eliminated Redevelopment Agencies in 2011 and thus, this fund will have no more activity. As a result, this will be the last year that it appears in the City's Budget Document.

**ACCOMPLISHMENTS FOR FY 2012-2013**

The RDA was successfully transitioned to the Gonzales Successor Agency as required by the State.

**DEPARTMENTAL GOALS FOR FY 2013-2014**

Not Applicable.

**FY 2013-2014 RECOMMENDED BUDGET**

This fund has no activity, and this will be the last year it appears in the City's Budget Document.

**MAJOR POLICY CONSIDERATIONS**

Not Applicable.

BUDGET WORKSHEET

City Of Gonzales

Month: 5/31/2013	Prior Year Actual	Current Year				(6) Staff YE Est	(7) FY 2013/2014	(8)
		Original Budget	Amended Budget	Actual Thru May	Estimated Total			
Fund: 165 - Gonz RDA Low Moderate Housing								
Revenues								
Dept: 000								
5110.000 Property Taxes-Secured	115,956	0	0	0	0			
5120.000 Property Taxes-Unsecured	8,428	0	0	0	0			
5130.000 Property Taxes-Prior Year	4,380	0	0	0	0			
5140.000 Property Taxes-Supplemental	6,015	0	0	0	0			
5159.000 Property Taxes - ERAF	0	0	0	0	0			
5165.000 RDA Bond Proceeds	0	0	0	0	0			
5166.000 RDA Low Mod Bond Proceeds	0	0	0	0	0			
5261.000 Debt Services Tax	0	0	0	0	0			
5515.000 Interest Income	653	0	0	0	0			
5518.000 Program Income	0	0	0	0	0			
5519.000 ERAF Adjustment	0	0	0	0	0			
5612.000 H.O.P.T.R.	262	0	0	0	0			
5820.000 Other Income - Misc Payments	0	0	0	0	0			
5860.000 Principal Payments Received	14,250	0	0	0	0			
5890.000 Extraordinary Gain / Los	-266,307	0	0	0	0			
5935.000 Transfer from Gonzales SA	0	0	0	0	0			
5948.000 Transfers from RDA Debt Serv	0	0	0	0	0			
Dept: 000	-116,363	0	0	0	0	0	0	0
Total Revenues	-116,363	0	0	0	0	0	0	0
Expenditures								
Dept: 000								
6210.000 Special Departmental Expenses	211	0	0	28	0			
6211.000 Office Supplies	0	0	0	0	0			
6230.000 Legal and Accounting	0	0	0	0	0			
6235.000 Engineering and Surveying	0	0	0	0	0			
6245.000 Other Contractual Services	1,275	0	0	0	0			
6260.000 Advertising	0	0	0	0	0			
6265.000 Printing	0	0	0	0	0			
6275.000 Subscriptions and Training	0	0	0	0	0			
6315.000 County Administrative Fees	0	0	0	0	0			
6325.000 Contingency Account	0	0	0	0	0			
6328.000 Loan Advances	0	0	0	0	0			
6510.000 Capital Outlay-Land	0	0	0	0	0			
6530.000 Capital Outlay-Improvements	0	0	0	0	0			
6900.000 Transfers to General Fund	0	0	0	0	0			
6905.000 Transfers Out	0	0	0	0	0			

BUDGET WORKSHEET

City Of Gonzales

Month: 5/31/2013	Prior	Current Year			(6)	(7)	(8)
	Year Actual	Original Budget	Amended Budget	Actual Thru May	Estimated Total	Staff YE Est	FY 2013/2014
Fund: 165 - Gonz RDA Low Moderate Housing							
Expenditures							
Dept: 000							
6935.000 Transfer to RDA	0	0	0	0	0		
Dept: 000	1,486	0	0	28	0	0	0
Total Expenditures	1,486	0	0	28	0	0	0
Gonz RDA Low Moderate Housing	-117,849	0	0	-28	0	0	0

**Gonzales RDA Capital Projects  
Budget Narrative for FY 2013-2014  
Budget Fund 170**

**FUND PURPOSE**

The Gonzales Redevelopment Agency Capital Projects Fund was the funding source for implementation of RDA projects, identified in the Amended Redevelopment Plan and Five-Year Implementation Plan 2009-2010 through 2013-2014. The Fund paid for the specific programs and projects selected each fiscal year that were determined by the Agency as necessary and appropriate to implement during the fiscal period.

Unfortunately, the State eliminated Redevelopment Agencies in 2011 and this fund reflects no more activity. As a result, this will be the last year this Fund appears in the City's Budget Document.

**ACCOMPLISHMENTS FOR FY 2012-2013**

The RDA was successfully transitioned to the Gonzales Successor Agency as required by the State.

**DEPARTMENTAL GOALS FOR FY 2013-2014**

Not Applicable.

**FY 2013-2014 RECOMMENDED BUDGET**

This fund has no activity, and this will be the last year it appears in the City's Budget Document.

**MAJOR POLICY CONSIDERATIONS**

Not Applicable.

City Of Gonzales

Month: 5/31/2013	Prior Year Actual	Current Year			Estimated Total	(6) Staff YE Est	(7) FY 2013/2014	(8)
		Original Budget	Amended Budget	Actual Thru May				
Fund: 170 - Gonz RDA Capital Projects								
Revenues								
Dept: 000								
5165.000 RDA Bond Proceeds	0	0	0	0	0			
5515.000 Interest Income	2,044	0	0	0	0			
5820.000 Other Income - Misc Payments	0	0	0	0	0			
5860.000 Principal Payments Received	4,769	0	0	0	0			
5890.000 Extraordinary Gain / Los	-39,412	0	0	0	0			
5948.000 Transfers from RDA Debt Servic	0	0	0	0	0			
5958.000 Transfer from Fund 460	500,000	0	0	0	0			
Dept: 000	467,401	0	0	0	0	0	0	0
Total Revenues	467,401	0	0	0	0	0	0	0
Expenditures								
Dept: 000								
6120.000 Unemployment Insurance	0	0	0	0	0			
6210.000 Special Departmental Expenses	15	0	0	0	0			
6211.000 Office Supplies	0	0	0	0	0			
6212.000 Maintenance Supplies	147	0	0	0	0			
6220.000 Telephone	0	0	0	0	0			
6225.000 Utilities	0	0	0	0	0			
6230.000 Legal and Accounting	0	0	0	0	0			
6235.000 Engineering and Surveying	0	0	0	0	0			
6245.000 Other Contractual Services	0	0	0	0	0			
6255.000 Liability Insurance	0	0	0	0	0			
6260.000 Advertising	0	0	0	0	0			
6270.000 Transportation and Travel	0	0	0	0	0			
6275.000 Subscriptions and Training	0	0	0	0	0			
6325.000 Contingency Account	0	0	0	0	0			
6328.000 Loan Advances	0	0	0	0	0			
6510.000 Capital Outlay-Land	0	0	0	0	0			
6530.000 Capital Outlay-Improvements	0	0	0	0	0			
6540.000 Capital Outlay-Equipment	0	0	0	0	0			
6900.000 Transfers to General Fund	0	0	0	0	0			
6955.000 Transfer to 407	0	0	0	0	0			
Dept: 000	162	0	0	0	0	0	0	0
Total Expenditures	162	0	0	0	0	0	0	0
Gonz RDA Capital Projects	467,239	0	0	0	0	0	0	0



**Gas Tax 2105 Street Fund  
Budget Narrative for FY 2013-2014  
Budget Fund 180**

**DEPARTMENTAL MISSION**

This fund is administered by the Public Works Department whose Mission is to enhance the quality of life of our residents in an environment of safety, courtesy, integrity, and respect. In order to do so, the Department: 1) recognizes quality service to our customers, and the residents of this community are our number one priority; 2) recognizes that a "can-do" attitude is our most valuable resource; 3) provides all services in an ethical, honest, and equitable manner; 4) demonstrates pride and commitment to the work being done by being enthusiastic and professional; 5) is committed to providing services that are responsive, innovative, and fiscally sound; and 6) recognizes the critical importance of working in partnership with the business community in developing a diverse, economically stable City.

**DEPARTMENTAL PROGRAM**

This Fund accounts for receipt and expenditures of gasoline tax revenue as provided by State law. The use of this fund is restricted and can only be used for street or road purposes.

**ACCOMPLISHMENTS FOR FY 2012-2013**

Prepared Street Striping plans and specifications.

**DEPARTMENTAL GOALS FOR FY 2013-2014**

- Maintain the City's Streets, sidewalks, and other public right-of-ways to provide safe and pleasant thoroughfares for the public
- Continue funding for the Congestion Management Agency

**FY 2013-2014 RECOMMENDED BUDGET**

The Department's FY 2013-2014 Recommended Budget represents an overall decrease of (\$7,000) or (14%) in expenditures, and a decrease in revenues of (\$6,650) or (14) %, when compared to the FY 2012-2013 Approved Budget. As a result, the Requested Net Cost is decreased by (\$350).

*Estimated Fund Balance*

The year-end Fund Balance is estimated to be \$200,000 as of June 30, 2013.

Personnel

There are no personnel costs reflected in this budget.

Services and Supplies

The budget reflects Street Light Maintenance Services, Street Tree Replacement & Trimming, and the City mandated contribution to TAMC for the Traffic Congestion Management Program (CMP).

Capital Projects/Fixed Assets

The budget includes limited funding for emergency sidewalk repairs.

**MAJOR POLICY CONSIDERATIONS**

There are no major policy considerations reflected in this budget. However, all expenditures are being evaluated in this budget for further reduction.

City Of Gonzales

Month: 5/31/2013	Prior Year Actual	Current Year			Estimated Total	(6) Staff YE Est	(7) FY 2013/2014	(8)
		Original Budget	Amended Budget	Actual Thru May				
Fund: 180 - 2105 Street Fund (Gasoline Tax)								
Revenues								
Dept: 000								
5515.000 Interest Income	689	100	350	148	350	350	350	
5615.000 State Gas Tax 2105	41,469	48,900	42,000	35,528	42,000	38,834	42,000	
5616.000 State Gas Tax 2106	0	0	0	0	0			
5943.000 Transfer from Str Fund [130]	0	0	0	0	0			
Dept: 000	42,158	49,000	42,350	35,676	42,350	39,184	42,350	0
Dept: 100 City Council								
5100.000 PROPERTY TAXES	0	0	0	0	0			
City Council	0	0	0	0	0	0	0	0
Total Revenues	42,158	49,000	42,350	35,676	42,350	39,184	42,350	0
Expenditures								
Dept: 000								
6210.000 Special Departmental Expenses	0	0	10,000	0	10,000	10,000		
6211.000 Office Supplies	0	0	0	0	0			
6212.000 Maintenance Supplies	0	10,000	0	0	0		3,500	
6230.000 Legal and Accounting	0	0	0	0	0			
6235.000 Engineering and Surveying	11,881	9,000	5,000	3,819	5,000	5,000		
6245.000 Other Contractual Services	3,024	30,000	30,000	3,021	30,000	30,000	33,500	
6260.000 Advertising	0	0	0	0	0			
6275.000 Subscriptions and Training	0	0	0	0	0			
6530.000 Capital Outlay-Improvements	3,029	0	0	0	0		5,000	
6905.000 Transfers Out	0	0	0	0	0			
Dept: 000	17,934	49,000	45,000	6,840	45,000	45,000	42,000	0
Total Expenditures	17,934	49,000	45,000	6,840	45,000	45,000	42,000	0
2105 Street Fund (Gasoline Tax)	24,224	0	-2,650	28,836	-2,650	-5,816	350	0

**Fire Impact Fund  
Budget Narrative for FY 2013-2014  
Budget Fund 190**

**DEPARTMENTAL MISSION**

This fund is administered by the Public Safety Department and supports the City's Mission and Vision by providing funding for needed equipment and for future needs of the Fire Department when new developments come to Gonzales. These funding sources allow the Department to provide services to our residents, businesses, and visitors, and ensure their safety.

**ACCOMPLISHMENTS FOR FY 2012-2013**

- Collected Impact Fees for all new development in the City limits
- Collected Impact Fees for all new development in the Gonzales Rural Fire Protection District

**DEPARTMENTAL GOALS FOR FY 2013-2014**

- Continue to collect all applicable Impact Fees from new development in the City and the Gonzales Rural Fire Protection District
- Maintain current equipment owned by the City to ensure adequate responses to public safety emergencies within the City and Rural District
- Insure that the Department has adequate equipment to handle public safety emergency brought on by new development
- Replace the Water Tender

**FY 2013-2014 RECOMMENDED BUDGET**

The Department's FY 2013-2014 Recommended Budget represents an increase of \$205,000 or 372% in expenditures, and \$153,000 or 218% in revenues, when compared to the FY 2012-2013 Approved Budget. As a result, the Requested Net Cost is increased by \$52,000.

**Estimated Fund Balance**

The year-end Fund Balance is estimated to be \$87,000 as of June 30, 2013, which is sufficient to cover the Fund's Net Cost.

Revenues

The increase in revenue is due to an anticipated grant of \$200,000 from the Monterey Bay Area Air Pollution Control District industrial construction, for the purchase of a replacement Water Tender.

Personnel

There are no personnel costs associated with this fund.

Services and Supplies

The activity in this fund centers on replacing the water tender.

Capital Projects/Fixed Assets

The budget reflects the purchase of the replacement water tender.

**MAJOR POLICY CONSIDERATIONS**

There are no major policy considerations reflected in this budget.

BUDGET WORKSHEET

City Of Gonzales

Month: 5/31/2013	Prior	Current Year			(6)	(7)	(8)
	Year Actual	Original Budget	Amended Budget	Actual Thru May	Estimated Total	Staff YE Est	FY 2013/2014
Fund: 190 - Fire Impact Fund							
Revenues							
Dept: 000							
5270.000	5,149	70,000	23,000	12,501	23,000	12,501	23,000
5510.000	0	0	0	0	0		
5515.000	343	50	50	156	50	50	50
5637.000	0	0	100,000	0	100,000	100,000	200,000
5650.000	0	0	0	0	0		
5701.000	0	0	0	0	0		
5821.000	0	0	0	5,434	0		
5850.000	0	0	0	0	0		
Dept: 000	5,492	70,050	123,050	18,091	123,050	112,551	223,050
Total Revenues	5,492	70,050	123,050	18,091	123,050	112,551	223,050
Expenditures							
Dept: 000							
6210.000	1,863	5,000	5,000	3,309	5,000	3,310	5,000
6211.000	0	0	0	0	0		
6212.000	1,229	0	5,000	4,512	5,000	4,512	5,000
6235.000	0	0	0	0	0		
6245.000	0	0	0	0	0		
6255.000	0	0	0	0	0		
6530.000	0	0	0	0	0		
6540.000	0	0	0	776	0	776	
6542.000	0	50,000	150,000	0	150,000	150,000	250,000
Dept: 000	3,092	55,000	160,000	8,597	160,000	158,598	260,000
Total Expenditures	3,092	55,000	160,000	8,597	160,000	158,598	260,000
Fire Impact Fund	2,400	15,050	-36,950	9,494	-36,950	-46,047	-36,950

**General Plan Impact Fund  
Budget Narrative for FY 2013-2014  
Budget Fund 200**

**FUND PURPOSE**

This Fund is administered by the Community Development Department, and was established to pay for periodic updates and revisions to the Gonzales General Plan and follow-up work in support of the General Plan. The financial resources supporting the fund are General Plan Maintenance Impact Fees, transfers from the general fund and other City accounts, grants, and interest income of funds on deposit.

**ACCOMPLISHMENTS FOR FY 2012-2013**

No Activity.

**DEPARTMENTAL GOALS FOR FY 2013-2014**

No Activity.

**FY 2013-2014 RECOMMENDED BUDGET**

No Activity.

City Of Gonzales

Month: 5/31/2013	Prior	Current Year			(6)	(7)	(8)
	Year Actual	Original Budget	Amended Budget	Actual Thru May	Estimated Total	Staff YE Est	FY 2013/2014
Fund: 200 - General Plan Impact Fund							
Revenues							
Dept: 000							
5355.000	General Plan Revision Fees	20,699	0	0	0		
5515.000	Interest Income	0	0	0	0		
5821.000	Other Income - Reimbursements	0	0	0	0		
5823.000	General Plan Publications	0	0	0	0		
5900.000	Transfer from Water	0	0	0	0		
5905.000	Transfer from Sewer	0	0	0	0		
Dept: 000		20,699	0	0	0	0	0
Total Revenues		20,699	0	0	0	0	0
Expenditures							
Dept: 000							
6210.000	Special Departmental Expenses	0	0	156	0		
6211.000	Office Supplies	0	0	0	0		
6230.000	Legal and Accounting	0	0	0	0		
6245.000	Other Contractual Services	0	0	0	0		
6260.000	Advertising	0	0	0	0		
6900.000	Transfers to General Fund	0	0	0	0		
Dept: 000		0	0	156	0	0	0
Total Expenditures		0	0	156	0	0	0
General Plan Impact Fund		20,699	0	0	-156	0	0



# **Sphere of Influence Impact Fund Budget Narrative for FY 2013-2014 Budget Fund 201**

## **FUND PURPOSE**

This Fund is administered by the Community Development Department, and was established to fund the processing of a Sphere of Influence Amendment with Monterey County LAFCo, which is intended to extend the City's Sphere of Influence boundary to include the new growth area as approved in the City's 2010 General Plan. The financial resources supporting the fund are contributions from the land developers, and/or landowners with land-holdings or property options within the new growth area of the City's General Plan.

## **ACCOMPLISHMENTS FOR FY 2012-2013**

- Completed negotiations with the County regarding a Memorandum of Agreement for the expansion of the boundaries of the City's Sphere of Influence, and the establishment of planning principles by both Parties to promote logical and orderly development
- Held several meetings with interested land owners within the General Plan's New Urban Growth Area regarding the preparation and submittal of an application to Monterey County LAFCO proposing a Sphere of Influence Amendment

## **DEPARTMENTAL GOALS FOR FY 2013-2014**

- Obtain approval by the Board of Supervisors and City Council, of the Memorandum of Agreement between the City and Monterey County regarding the expansion of the boundaries of the City's Sphere of Influence
- Prepare and submit an application to Monterey County LAFCo for a Sphere of Influence Amendment

## **FY 2013-2014 RECOMMENDED BUDGET**

The overall budget is reflective of the timing associated with the City's submittal of an application to the Monterey County Land Agency Formation Commission (LAFCo), to amend the City's Sphere of Influence. Various factors delayed the submittal of that application in FY 2012-2013. The Fund's FY 2013-2014 Recommended Budget reflects a slight decrease of (\$3,200), or (5%) reduction in expenditures, and in revenues of (\$9,553) or (12%), when compared to the FY 2012-2013 Budget. As a result, the Net Cost is increased by \$6,353.

### Revenues

Revenues reflected in this fund are contributions from the land developers, and/or landowners with land-holdings or property options within the new growth area of the

City General Plan, who are participating in the preparation and submittal of an application to Monterey County LAFCo proposing a Sphere of Influence Amendment in support of the adopted General Plan.

Personnel

The City Manager, Community Development Director, and other Department Heads will participate in the completion of program tasks and duties.

Other Contractual Services

Consultant resources will be engaged to provide expertise, as necessary.

**MAJOR POLICY CONSIDERATIONS**

- The City Council, based upon a recommendation from staff, will consider the approval of a Memorandum of Agreement between the City and County regarding the expansion of the boundaries of the City's Sphere of Influence, and the establishment of planning principles by both parties to promote logical and orderly development
- The City Council, with input from major property owners and a recommendation from staff, can decide the timing of preparation and submittal of a Sphere of Influence Amendment to the Monterey County LAFCo.

BUDGET WORKSHEET

City Of Gonzales

Month: 5/31/2013	Prior Year Actual	Current Year		Actual Thru May	Estimated Total	(6) Staff YE Est	(7) FY 2013/2014	(8)
		Original Budget	Amended Budget					
Fund: 201 - Sphere of Influence Impact								
Revenues								
Dept: 000								
5262.000 Sphere of Influence Fees	82,101	78,100	78,100	0	78,100	79,155	68,547	
Dept: 000	82,101	78,100	78,100	0	78,100	79,155	68,547	0
Total Revenues	82,101	78,100	78,100	0	78,100	79,155	68,547	0
Expenditures								
Dept: 000								
6210.000 Special Departmental Expenses	0	1,000	1,000	0	1,000		500	
6211.000 Office Supplies	0	100	100	0	100		100	
6230.000 Legal and Accounting	0	5,000	5,000	0	5,000		5,000	
6245.000 Other Contractual Services	2,945	52,200	25,000	7,341	25,000	10,337	50,000	
6260.000 Advertising	0	1,000	1,000	271	1,000	271	500	
Dept: 000	2,945	59,300	32,100	7,612	32,100	10,608	56,100	0
Total Expenditures	2,945	59,300	32,100	7,612	32,100	10,608	56,100	0
Sphere of Influence Impact	79,156	18,800	46,000	-7,612	46,000	68,547	12,447	0

**Recreation Services Supplemental Funding Prop 12  
Budget Narrative for FY 2013-2014  
Budget Fund 205**

**DEPARTMENTAL MISSION**

This budget is administered by the Public Works Department whose Mission supports the Vision of the City by working to enhance quality of life of our residents in an environment of safety, courtesy, integrity, and respect. In order to do so, the Department: 1) recognizes quality service to our customers, and the residents of this community are our number one priority; 2) recognizes that a "can-do" attitude is our most valuable resource; 3) provides all services in an ethical, honest, and equitable manner; 4) demonstrates pride and commitment to the work being done by being enthusiastic and professional; 5) is committed to providing services that are responsive, innovative, and fiscally sound; and 6) recognizes the critical importance of working in partnership with the business community in developing a diverse, economically stable City.

**DEPARTMENTAL PROGRAMS**

This fund is primarily used for reimbursement activities, i.e. Central, Meyer Park, and Harold Parkway Street Landscape, for projects funded by Grants.

**ACCOMPLISHMENTS FOR FY 2012-2013**

Completed the Meyer Park Playground sand replacement project with recycled rubberized mulch.

**DEPARTMENTAL GOALS FOR FY 2013-2014**

- Provide safe, clean, and aesthetically pleasing parks, open spaces, and right-of-ways within the City
- Provide efficient and effective customer service, which matches or exceeds the service needs of the citizens
- Replace the landscape mulch in and around Meyer Park with recycled rubberized mulch and along Harold Parkway

**FY 2013-2014 RECOMMENDED BUDGET**

The Department's FY 2013-2014 Recommended Budget reflects expenditures and revenues of \$125,003, which is a decrease of (\$36,353) or (22.5%), when compared to the FY 2012-2013 Budget.

Revenues

Revenues reflected in the budget are from two State Grants awarded to the City for the improvements identified under the Capital Projects section.

Personnel

No personnel costs are reflected in this budget.

Services and Supplies

Not Applicable.

Capital Projects/Fixed Assets

- Replace the landscape mulch in and around Meyer Park with rubberized mulch
- Replace the mulch along Harold Parkway with Recycled rubberized mulch

**MAJOR POLICY CONSIDERATIONS**

There are no major policy considerations reflected in this Budget.

City Of Gonzales

Month: 5/31/2013	Prior Year Actual	Current Year				(6) Staff YE Est	(7) FY 2013/2014	(8)
		Original Budget	Amended Budget	Actual Thru May	Estimated Total			
Fund: 205 - Rec Svcs Suppl Funding Prp 12								
Revenues								
Dept: 000								
5521.000 Proceeds from Lease	0	0	0	0	0			
5637.000 Grant Proceeds	0	161,353	161,353	0	161,353	35,867	125,000	
5652.000 Prop [12] Recreation Svcs	0	0	0	0	0			
5821.000 Other Income - Reimbursements	0	0	0	0	0			
5930.000 Transfer from General Fund	0	0	0	0	0			
5950.000 Transfer from CDBG (Non Pgm)	0	0	0	0	0			
5958.000 Transfer from Fund 460	63,705	0	0	0	0			
Dept: 000	63,705	161,353	161,353	0	161,353	35,867	125,000	0
Total Revenues	63,705	161,353	161,353	0	161,353	35,867	125,000	0
Expenditures								
Dept: 000								
6207.000 Central Park Renovations	0	0	0	0	0			
6208.000 Centennial Park Renovations	0	0	0	0	0			
6209.000 Christmas Supplies	0	0	0	0	0			
6210.000 Special Departmental Expenses	0	0	0	0	0			
6212.000 Maintenance Supplies	0	0	0	0	0			
6235.000 Engineering and Surveying	0	0	0	0	0			
6245.000 Other Contractual Services	0	0	0	0	0			
6520.000 Capital Outlay-Buildings	0	0	0	0	0			
6530.000 Capital Outlay-Improvements	0	161,353	161,353	0	161,353	35,867	125,000	
6540.000 Capital Outlay-Equipment	0	0	0	0	0			
6610.000 Interest Expense	0	0	0	0	0			
6620.000 Principal Reduction	0	0	0	0	0			
Dept: 000	0	161,353	161,353	0	161,353	35,867	125,000	0
Total Expenditures	0	161,353	161,353	0	161,353	35,867	125,000	0
Rec Svcs Suppl Funding Prp 12	63,705	0	0	0	0	0	0	0

**Public Safety Fund  
Budget Narrative for FY 2013-2014  
Budget Fund 210**

**DEPARTMENTAL MISSION**

This fund is administered by the Gonzales Police Department, who supports the Vision and Mission of the City of Gonzales by providing a cooperative community policing philosophy to provide law enforcement services to our residents, businesses, and visitors.

The chief goal of the Department is the safety of all of our residents and visitors. The Department takes a zero tolerance approach to all crime issues that face Gonzales. It is this collaborative working relationship with our businesses and residents that makes Gonzales one of the safest communities in Monterey County.

**ACCOMPLISHMENTS FOR FY 2012-2013**

Please see Budget Unit 300.

**DEPARTMENTAL GOALS FOR FY 2013-2014**

Please see Budget Unit 300.

**FY 2012-2013 RECOMMENDED BUDGET**

The Department's FY 2013-2014 Recommended Budget represents a decrease of (\$14,170) or (6%) in expenditures, and an increase of \$60,391 or 42% in revenues. As a result the Net Cost is decreased by (\$74,561). The funds contained in this fund are a pass through from Fund 150, and are used to pay salaries with grant monies obtained from the State.

Revenues

The increase in revenues is the result of a transfer in from the General Fund in order to begin to balance this Fund. (Note: please refer to the Major Policy Considerations section below).

Personnel

The Public Safety Fund is where grant monies collected in the Supplemental Law Enforcement Fund (150) are transferred to be used to pay the partial salaries and benefits for two Officers. The remaining costs are funded through the City's General Fund. At its

inception, the fund was able to cover all of the salaries, benefits, and associated costs of two Police Officer positions.

With the cost of employee salaries and benefits rising, this fund can no longer support the complete cost of two Police Officer's Positions as it did when it was created approximately ten years ago. The City also faces the possibility that monies currently allotted to the City of Gonzales through the COPS Grant (\$100,000), may be taken by the State of California in an effort to balance the State Budget. If this was to occur, the General Fund would have to bare the costs associated with the two Officer positions funded by this budget fund.

#### Services and Supplies

There are no services or supplies funded by the budget except two Police Officer salaries and benefits.

#### Capital Projects/Fixed Assets

There are no capital projects or fixed assets associated with this fund.

### **MAJOR POLICY CONSIDERATIONS**

As mentioned in the narrative for Fund 150 – Supplemental Law Enforcement, the City must continue to be conscious of the possible funding loss from the State, and/or the inability of the current funding source to fully fund this program. The Department was able to be part of CalGrip Grant funding for a third cycle to address gang prevention and suppression with Gonzales, which can be used to fund overtime costs associated with the grant.



City Of Gonzales

Month: 5/31/2013	Prior Year Actual	Current Year				(6) Staff YE Est	(7) FY 2013/2014	(8)
		Original Budget	Amended Budget	Actual Thru May	Estimated Total			
Fund: 210 - Public Safety Fund								
Revenues								
Dept: 000								
5425.000 Vehicle Abatement Fees	0	500	500	2,279	500	1,500	1,500	
5515.000 Interest Income	0	0	0	0	0			
5632.000 COPS FAST Grant	0	0	0	0	0			
5633.000 OCJP Local Law Enforcement Pgm	0	0	0	0	0			
5634.000 CA Law Enforcement Equip Pgm	0	0	0	0	0			
5636.000 COPS Grants (All Other)	0	0	0	0	0			
5638.000 COPS Citizens Option Policing	0	0	0	0	0			
5650.000 Prop. 172 Revenue	0	0	0	0	0			
5651.000 Prop 172 Grant	0	0	0	0	0			
5825.000 Contribution (GUHS)	0	0	0	0	0			
5826.000 Contributions	0	0	0	0	0			
5840.000 Abandoned Vehicles	0	0	0	0	0			
5925.000 Transfer from Public Safety	0	0	0	0	0			
5926.000 Transfer from SLESF	142,000	140,000	140,000	0	140,000	140,000	140,000	
5930.000 Transfer from General Fund	0	0	0	0	0		59,391	
Dept: 000	142,000	140,500	140,500	2,279	140,500	141,500	200,891	0
Total Revenues	142,000	140,500	140,500	2,279	140,500	141,500	200,891	0
Expenditures								
Dept: 000								
6110.000 Salaries-Regular Pay	129,942	133,000	133,000	123,301	133,000	120,465	120,465	
6111.000 Salaries-Overtime Pay	23,737	13,000	13,000	17,278	13,000	12,000	12,000	
6111.500 Overtime - Click It/Ticket It	0	0	0	0	0			
6113.000 Salaries-Differentials	14,289	15,690	15,690	8,936	15,690	11,370	11,370	
6120.000 Unemployment Insurance	0	0	0	0	0			
6130.000 Retirement - ICMA	0	0	0	0	0			
6131.000 Deferred Compensation Expense	508	0	500	554	500			
6132.000 Retirement - PERS	29,053	32,350	32,350	12,243	32,350	28,950	28,950	
6140.000 Life and Disability Insurance	1,320	2,270	2,270	1,270	2,270	2,050	2,050	
6150.000 Workers Comp Insurance	6,672	4,448	4,448	4,448	4,448	4,448	4,448	
6160.000 Social Security	12,698	12,295	12,295	7,503	12,295	11,000	11,000	
6170.000 Health and Dental Insurance	13,786	15,000	15,000	10,476	15,000	21,600	21,600	
6190.000 Other Payroll Tax	0	0	0	0	0			
6210.000 Special Departmental Expenses	0	0	0	0	0			
6211.000 Office Supplies	0	0	0	0	0			
6212.000 Maintenance Supplies	0	0	0	0	0			
6245.000 Other Contractual Services	9,724	8,000	8,000	11,275	8,000	11,000	10,000	

City Of Gonzales

Month: 5/31/2013	Prior	Current Year				(6)	(7)	(8)
	Year Actual	Original Budget	Amended Budget	Actual Thru May	Estimated Total	Staff YE Est	FY 2013/2014	
Fund: 210 - Public Safety Fund								
Expenditures								
Dept: 000								
6255.000 Liability Insurance	0	0	0	0	0			
6275.000 Subscriptions and Training	0	0	0	0	0			
6530.000 Capital Outlay-Improvements	0	0	0	0	0			
6540.000 Capital Outlay-Equipment	0	0	0	0	0			
6544.000 Equipment-Computers	0	0	0	0	0			
6900.000 Transfers to General Fund	0	0	0	0	0			
6923.000 Transfer to Public Safety Tech	0	0	0	0	0			
6924.000 Transfer to SLESF	0	0	0	0	0			
Dept: 000	241,729	236,053	236,553	197,284	236,553	222,883	221,883	0
Total Expenditures	241,729	236,053	236,553	197,284	236,553	222,883	221,883	0
Public Safety Fund	-99,729	-95,553	-96,053	-195,005	-96,053	-81,383	-20,992	0

**Police Department CalGrip Grant  
Budget Narrative FY 2013-2014  
Budget Fund 216**

**DEPARTMENTAL MISSION**

The Gonzales Police Department supports the Vision and Mission of the City by providing public safety services to all of our residents and visitors. These services are provided using a cooperative community policing philosophy, in which the Department works with the residents to solve crime and quality of life issues in our diverse community.

The number one concern of the Department is the safety of all of our residents and visitors. The Department takes a zero tolerance to crime, and works aggressively to solve those crimes that do occur. This Budget Unit represents funding secured by the CalGrip grants that the City was awarded along with the City of Soledad, City of Greenfield, and City of King.

The monies found in this fund are pass through funds from the State of California to the City. These funds are then paid out to other jurisdictions, and community based organizations that are part of the 4 Cities 4 Peace (4C4P) initiatives in Southern Monterey County.

The City currently has two Cal-Grip Grants it is working with. The first one is Cal-Grip 5, which is being administered by the City of Soledad and Cal-Grip 6, which is being administered by the City of Gonzales. Gonzales' grant funds will be collected and accounted for in the General Fund Unit 300, Police Department.

**ACCOMPLISHMENTS FOR FY 2012-2013**

During the 2012-2013 Budget Year, the Department was able to accomplish the following:

- Further developed working relationships with the Cities of Soledad, Greenfield, King to address the growing gang issues facing the region
- Secured funding under Cal-Grip 6 Grant
- Worked collaboratively with the involved partners to conduct several suppression efforts in the region
- Formed an Emergency Response Team to address gang crimes when they occur in the region
- Took the lead, coordinated, and submitted for a second time a Federal UJJDP Grant for the 4C4P, for 2 million over three years

## **DEPARTMENTAL GOALS FOR 2013-2014**

- Continue working with Community Partners to bring services to the region
- Continue the partnership with Gonzales School Unified District to enhance our ability to identify and intervene with youth, who are exhibiting signs of gang involvement or other troublesome behavior
- Continue suppression efforts within the region to apprehend wanted gang members

## **FY 2013-2014 RECOMMENDED BUDGET**

The Program's FY 2013-2014 Recommended Budget reflects an increase of \$20,000 or 11% in expenditures and revenues, when compared to the FY 2012-2013 Budget. These are funds that will be pulled down by the City from Cal-Grip 5 and Cal-Grip 6 Grant Funds.

### Revenues

The City of Gonzales will receive CalGrip funds that reimburse for actual expenses from the General Fund, accounted for in Unit 300, Police Department. In addition, as the Lead Agency, funds will be received to provide the other partners for their efforts in this area.

### Personnel

While personnel are assigned to several functions under this budget fund, the funding is supplied by the State of California. The time invested by the Chief of Police, Police Records Supervisor, and Finance Personnel are used to support the required match under the grant.

### Services and Supplies

There are no services or supplies associated with this fund in FY 2013-2014.

### Capital Projects/Fixed Assets

There are no Capital Projects funded under this budget fund.

## **MAJOR POLICY CONSIDERATIONS**

The collaboration of the City of Gonzales, City of Soledad, City of Greenfield, and City of King, along with the community based organizations, continues to work on securing federal grant funds to help enhance and support the efforts on reducing gang violence in Southern Monterey County.

City Of Gonzales

Month: 5/31/2013	Prior	Current Year				(6)	(7)	(8)
	Year Actual	Original Budget	Amended Budget	Actual Thru May	Estimated Total	Staff YE Est	FY 2013/2014	
Fund: 216 - CalGRIP Fund								
Revenues								
Dept: 000								
5637.000	Grant Proceeds	299,657	180,000	180,000	245,306	180,000	240,000	200,000
5821.000	Other Income - Reimbursements	0	0	0	0	0		
Dept: 000		299,657	180,000	180,000	245,306	180,000	240,000	200,000
Total Revenues		299,657	180,000	180,000	245,306	180,000	240,000	200,000
Expenditures								
Dept: 000								
6245.000	Other Contractual Services	302,657	180,000	180,000	252,306	180,000	240,000	200,000
6900.000	Transfers to General Fund	0	0	0	0	0		
Dept: 000		302,657	180,000	180,000	252,306	180,000	240,000	200,000
Total Expenditures		302,657	180,000	180,000	252,306	180,000	240,000	200,000
CalGRIP Fund		-3,000	0	0	-7,000	0	0	0

**Police Impact Fund  
Budget Narrative for FY 2013-2014  
Budget Fund 220**

**DEPARTMENTAL MISSION**

This fund is administered by the Gonzales Police Department who supports the Vision and Mission of the City by providing public safety services, based on a cooperative community policing platform to insure the safety of all of our residents, businesses, and visitors.

**DEPARTMENTAL PROGRAMS**

This fund is used to track revenues and expenditures associated with collection of Police Impact Fees received from new development within the City. Growth induced costs may be funded by the Budget Unit.

**ACCOMPLISHMENTS FOR FY 2012-2013**

Please see Budget Unit 300.

**DEPARTMENTAL GOALS FOR FY 2013-2014**

Please see Budget Unit 300.

**FY 2013-2014 PROPOSED BUDGET**

The Department's FY 2013-2014 Proposed Budget represents a decrease of (\$4,600) or (11%) in expenditures, and a decrease of (\$22,000) or (52%) in revenues, when compared to the FY 2012-2013 Approved Budget. As a result, the requested Net Cost is increased by \$17,400.

*Estimated Fund Balance*

The year-end fund balance is estimated to be \$16,000 as of June 30, 2013, which is sufficient to offset the Fund's Net Cost.

*Personnel*

There are no personnel costs reflected in this budget.

Services and Supplies

This budget reflects no expenditures for services and supplies.

Capital Projects and Fixed Assets

There are no capital projects or fix asset purchases purposed in this budget.

Revenues

The budget reflects minimal revenues expected from development.

**MAJOR POLICY CONSIDERATIONS**

There are no major policy considerations reflected in this budget.

City Of Gonzales

Month: 5/31/2013	Prior Year Actual	Current Year				(6) Staff YE Est	(7) FY 2013/2014	(8)
		Original Budget	Amended Budget	Actual Thru May	Estimated Total			
Fund: 220 - Police Impact Fund								
Revenues								
Dept: 000								
5271.000 Police Impact Fees	0	42,000	24,500	0	24,500		20,000	
5510.000 Investment Income	0	0	0	0	0			
5515.000 Interest Income	151	50	50	69	50	70	50	
5701.000 Charges for Current Services	0	0	0	0	0			
5926.000 Transfer from SLESF	0	0	0	0	0			
Dept: 000	151	42,050	24,550	69	24,550	70	20,050	0
Total Revenues	151	42,050	24,550	69	24,550	70	20,050	0
Expenditures								
Dept: 000								
6210.000 Special Departmental Expenses	356	30,000	30,000	0	30,000		20,000	
6211.000 Office Supplies	0	0	0	0	0			
6212.000 Maintenance Supplies	596	0	0	0	0			
6245.000 Other Contractual Services	0	0	0	0	0			
6316.000 Administrative Fees	0	0	0	0	0			
6325.000 Contingency Account	0	0	0	0	0			
6335.000 Block Grant Expenditures	0	0	0	0	0			
6530.000 Capital Outlay-Improvements	0	0	0	0	0			
6540.000 Capital Outlay-Equipment	0	0	0	0	0			
6542.000 Equipment-Vehicles	0	10,600	11,161	11,166	11,161	11,161	16,000	
Dept: 000	952	40,600	41,161	11,166	41,161	11,161	36,000	0
Total Expenditures	952	40,600	41,161	11,166	41,161	11,161	36,000	0
Police Impact Fund	-801	1,450	-16,611	-11,097	-16,611	-11,091	-15,950	0



**Sewer Impact Fund  
Budget Narrative for FY 2013-2014  
Budget Fund 230**

**DEPARTMENTAL MISSION**

This impact fund is administered by the Public Works Department whose Mission supports the Vision of the City by working to enhance the quality of life of our residents in an environment of safety, courtesy, integrity, and respect. In order to do so, the Department: 1) recognizes quality service to our customers, and the residents of this community are our number one priority; 2) recognizes that a "can-do" attitude is our most valuable resource; 3) provides all services in an ethical, honest, and equitable manner; 4) demonstrates pride and commitment to the work being done by being enthusiastic and professional; 5) is committed to providing services that are responsive, innovative, and fiscally sound; and 6) recognizes the critical importance of working in partnership with the business community in developing a diverse, economically stable City.

**DEPARTMENTAL PROGRAMS**

This fund is used to track expenditures for improvements to the Sewer System necessary to accommodate growth of the City.

**ACCOMPLISHMENTS FOR FY 2012-2013**

- Completed a draft conceptual Agreement to the Meyer Trust for an Option Agreement on the purchase of the remainder of the Meyer property of approximately 21.06 +/- acres
- Completed Phase II & III of the Sewer Management Plan
- Initiated the Operations & Maintenance Manual Update

**DEPARTMENTAL GOALS FOR FY 2013-2014**

- Initiate the process for a Supervisory Control Access and Data Acquisition (SCADA) System
- Develop a Salt Management Plan – RWQCB Condition
- Develop Interim/Long Term Wastewater Management Plan
- Finalize Option Agreement to purchase the remainder of the Meyer property of 21.06 +/- acres
- Finalize Long Term Agreement to purchase 40+/- acres from owners on the west side of the Treatment Plant

## **FY 2013-2014 RECOMMENDED BUDGET**

The Department's FY 2013-2014 Recommended Budget represents a decrease of (\$58,785) or (31%) in expenditures, and a decrease of (\$293,085) or (89%) in revenues, when compared to the FY 2012-2013 Approved Budget. As a result, the Requested Net Cost is decreased by (\$234,300).

### Revenues

Increases in revenues are anticipated from a few private developments including a proposed winery on Gonzales River Road, a Health and Wellness Center, and Vegetable Cooling Processing Facilities.

### Estimated Fund Balance

The year-end Fund Balance is estimated to be \$200,000 as of June 30, 2013, which is sufficient to offset the Fund's Net Cost.

### Personnel

There are no personnel costs related to this budget.

### Services and Supplies

The reason for the increase is due to contractual services for:

- Addition of SCADA System at the lift stations (\$40,000)
- Option Agreement to acquire more sewer land (\$37,500)
- First payment to purchase an additional 21 acres at the Wastewater Treatment Plant (\$47,500)

In addition, this category reflects a decrease in utility costs.

### Capital Projects/Fixed Assets

At this point, no funds are included in the budget for capital projects. However, staff is exploring options to automate the system and as such, adjustments during the year might be presented to your Council for approval.

## **MAJOR POLICY CONSIDERATIONS**

As funding becomes available, Request for Proposals will be released in the following project: Purchase of properties adjacent to Wastewater Treatment Plant to meet General Plan needs.

BUDGET WORKSHEET

City Of Gonzales

Month: 5/31/2013	Prior	Current Year			(6)	(7)	(8)
	Year Actual	Original Budget	Amended Budget	Actual Thru May	Estimated Total	Staff YE Est	FY 2013/2014
Fund: 230 - Sewer Impact Fund							
Revenues							
Dept: 000							
5272.000 Sewer Impact Fees	8,928	328,085	30,000	8,403	30,000	8,403	30,000
5510.000 Investment Income	0	0	0	0	0		
5515.000 Interest Income	1,226	1,000	5,000	4,138	5,000	6,000	6,000
5518.000 Program Income	0	0	0	0	0		
5820.000 Other Income - Misc Payments	0	0	0	0	0		
5860.000 Principal Payments Received	4,453	0	0	0	0		
5925.000 Transfer from Public Safety	0	0	0	0	0		
Dept: 000	14,607	329,085	35,000	12,541	35,000	14,403	36,000
Total Revenues	14,607	329,085	35,000	12,541	35,000	14,403	36,000
Expenditures							
Dept: 000							
6210.000 Special Departmental Expenses	0	0	0	0	0		
6211.000 Office Supplies	0	0	0	0	0		
6212.000 Maintenance Supplies	0	0	0	0	0		
6235.000 Engineering and Surveying	0	0	20,000	23,948	20,000	23,291	1,715
6245.000 Other Contractual Services	11,393	187,500	167,000	0	167,000		2,000
6250.000 Rental	0	0	0	0	0		
6275.000 Subscriptions and Training	0	0	0	0	0		
6510.000 Capital Outlay-Land	0	0	0	0	0		85,000
6530.000 Capital Outlay-Improvements	0	0	0	0	0		40,000
6543.000 Equipment-Furniture	0	0	0	0	0		
6954.000 Transfer To-Fund 460	0	0	0	0	0		
6955.000 Transfer to 407	0	0	0	0	0		
Dept: 000	11,393	187,500	187,000	23,948	187,000	23,291	128,715
Total Expenditures	11,393	187,500	187,000	23,948	187,000	23,291	128,715
Sewer Impact Fund	3,214	141,585	-152,000	-11,407	-152,000	-8,888	-92,715

**Circulation System Impact Fund  
Budget Narrative for FY 2013-2014  
Budget Fund 235**

**DEPARTMENTAL MISSION**

This impact fund is administered by the Public Works Department whose Mission is to enhance the quality of life of our residents in an environment of safety, courtesy, integrity, and respect. In order to do so, the Department: 1) recognizes quality service to our customers, and the residents of this community are our number one priority; 2) recognizes that a "can-do" attitude is our most valuable resource; 3) provides all services in an ethical, honest, and equitable manner; 4) demonstrates pride and commitment to the work being done by being enthusiastic and professional; 5) is committed to providing services that are responsive, innovative, and fiscally sound; and 6) recognizes the critical importance of working in partnership with the business community in developing a diverse, economically stable City.

**DEPARTMENTAL PROGRAMS**

This fund is used to track expenditures for improvements to the Street System necessary to accommodate growth of the City.

**ACCOMPLISHMENTS FOR FY 2012-2013**

- Completed the “Community to School Pedestrian Plan”

**DEPARTMENTAL GOALS FOR FY 2013-2014**

- Complete the three way land exchange for the future La Gloria Interchange
- Continue to work on implementing improvements to the Fifth Street – HWY 101 Overpass

**FY 2013-2014 RECOMMENDED BUDGET**

The Department’s FY 2013-2014 Recommended Budget represents an increase of \$60,000 in expenditures or 200%, and a decrease of (\$328,818) or (90%) in revenues, when compared to the FY 2012-2013 Approved Budget. As a result, the Requested Net Cost is increased by \$388,818.

Revenues

Increases in revenues are anticipated from a few private developments, including a proposed winery on Gonzales River Road, a Health and Wellness Center, and Vegetable Cooling Processing Facilities.

Estimated Fund Balance

The year-end Fund Balance is estimated to be \$90,000 as of June 30, 2013, which is sufficient to cover the Fund's Net Cost.

Personnel

There are no personnel costs reflected in this budget.

Services and Supplies

\$90,000 in funding has been earmarked to explore the possibility of a roundabout at Fifth Street Overpass and complete the land exchange.

Capital Projects/Fixed Assets

None planned for this fiscal year.

**MAJOR POLICY CONSIDERATIONS**

There are no major policy considerations reflected in this budget.

BUDGET WORKSHEET

City Of Gonzales

Month: 5/31/2013	Prior	Current Year			(6)	(7)	(8)
	Year Actual	Original Budget	Amended Budget	Actual Thru May	Estimated Total	Staff YE Est	FY 2013/2014
Fund: 235 - Circulation System Impact							
Revenues							
Dept: 000							
5278.000	Circulation System impact Fees	20,581	364,618	36,000	0	36,000	36,000
5515.000	Interest Income	850	600	600	276	600	400
5674.000	Safe Route To School	0	0	0	0	0	33,288
Dept: 000		21,431	365,218	36,600	276	36,600	33,688
Total Revenues		21,431	365,218	36,600	276	36,600	33,688
Expenditures							
Dept: 000							
6210.000	Special Departmental Expenses	0	0	0	0	0	
6211.000	Office Supplies	148	0	0	0	0	
6235.000	Engineering and Surveying	4,806	30,000	30,000	8,307	30,000	10,000
6245.000	Other Contractual Services	19,125	0	6,000	9,793	6,000	9,793
6530.000	Capital Outlay-Improvements	0	0	0	0	0	
6540.000	Capital Outlay-Equipment	0	0	0	0	0	
Dept: 000		24,079	30,000	36,000	18,100	36,000	19,793
Total Expenditures		24,079	30,000	36,000	18,100	36,000	19,793
Circulation System Impact		-2,648	335,218	600	-17,824	600	13,895
							-53,600
							0

**Water Impact Fund  
Budget Narrative for FY 2013-2014  
Budget Fund 240**

**DEPARTMENTAL MISSION**

This impact fund is administered by the Public Works Department whose Mission is to enhance the quality of life of our residents in an environment of safety, courtesy, integrity, and respect. In order to do so, the Department: 1) recognizes quality service to our customers, and the residents of this community are our number one priority; 2) recognizes that a "can-do" attitude is our most valuable resource; 3) provides all services in an ethical, honest, and equitable manner; 4) demonstrates pride and commitment to the work being done by being enthusiastic and professional; 5) is committed to providing services that are responsive, innovative, and fiscally sound; and 6) recognizes the critical importance of working in partnership with the business community in developing a diverse, economically stable City.

**DEPARTMENTAL PROGRAMS**

This fund is used to track expenditures for improvements to the Water System necessary to accommodate growth of the City.

**ACCOMPLISHMENTS FOR FY 2012-2013**

Maintained the collection of impact fees as appropriate for development.

**DEPARTMENTAL GOALS FOR FY 2013-2014**

- Maintain the collection of impact fees as appropriate for development
- Design Specifications for replacement water well & ground water assessment within the new general plan service area

**FY 2013-2014 RECOMMENDED BUDGET**

The Department's FY 2013-2014 Recommended Budget represents an overall increase of \$183,715 in expenditures, and a decrease of (\$35,500) or (38%) in revenues, when compared to the FY 2012-2013 Approved Budget. As a result, the Requested Net Cost is increased by \$219,215.

*Estimated Fund Balance*

The year-end Fund Balance is estimated to be \$790,000 as of June 30, 2013, which is sufficient to cover the Fund's Net Cost.

Revenues

Increases in revenues are anticipated from a few private developments, including a proposed winery on Gonzales River Road, a Health and Wellness Center, and Vegetable Cooling Processing Facilities.

Personnel

There are no personnel costs reflected in this budget.

Services and Supplies

This budget reflects \$181,715 in services to develop water well design plans & specifications, including groundwater to identify favorable locations and depths for future municipal wells within the new service area, and identify potential impacts to City supply due to current agricultural pumping.

Capital Projects/Fixed Assets

There are no capital projects and/or fixed assets reflected in the budget.

**MAJOR POLICY CONSIDERATIONS**

There are no major policy considerations reflected in the budget.



BUDGET WORKSHEET

City Of Gonzales

Month: 5/31/2013	Prior Year Actual	Current Year			(6) Staff YE Est	(7) FY 2013/2014	(8)
		Original Budget	Amended Budget	Actual Thru May			
Fund: 240 - Water Impact Fund							
Revenues							
Dept: 000							
5273.000 Water Impact Fees	2,903	89,980	55,181	2,903	55,181	2,903	55,180
5510.000 Investment Income	0	0	0	0	0		
5515.000 Interest Income	4,211	2,900	2,900	1,848	2,900	2,200	2,200
5518.000 Program Income	0	0	0	0	0		
5750.000 Administrative Fees	0	0	0	0	0		
5820.000 Other Income - Misc Payments	0	0	0	0	0		
5860.000 Principal Payments Received	8,597	0	0	0	0		
5925.000 Transfer from Public Safety	0	0	0	0	0		
Dept: 000	15,711	92,880	58,081	4,751	58,081	5,103	57,380
Total Revenues	15,711	92,880	58,081	4,751	58,081	5,103	57,380
Expenditures							
Dept: 000							
6210.000 Special Departmental Expenses	0	0	0	0	0		
6211.000 Office Supplies	0	0	0	0	0		
6212.000 Maintenance Supplies	0	0	0	0	0		
6235.000 Engineering and Surveying	1,830	0	100	1,542	100	1,715	181,715
6245.000 Other Contractual Services	11,393	0	0	0	0		2,000
6250.000 Rental	0	0	0	0	0		
6255.000 Liability Insurance	0	0	0	0	0		
6260.000 Advertising	0	0	0	0	0		
6275.000 Subscriptions and Training	0	0	0	0	0		
6530.000 Capital Outlay-Improvements	0	0	0	0	0		
6540.000 Capital Outlay-Equipment	0	0	0	0	0		
6543.000 Equipment-Furniture	0	0	0	0	0		
6954.000 Transfer To Fund 460	0	0	0	0	0		
Dept: 000	13,223	0	100	1,542	100	1,715	183,715
Total Expenditures	13,223	0	100	1,542	100	1,715	183,715
Water Impact Fund	2,488	92,880	57,981	3,209	57,981	3,388	-126,335

**Public Facilities Impact Fund  
Budget Narrative for FY 2013-2014  
Budget Fund 241**

**DEPARTMENTAL MISSION**

This impact fund is administered by the Public Works Department whose Mission is to enhance the quality of life of our residents in an environment of safety, courtesy, integrity, and respect. In order to do so, the department: 1) recognizes quality service to our customers, and the residents of this community are our number one priority; 2) recognizes that a "can-do" attitude is our most valuable resource; 3) provides all services in an ethical, honest, and equitable manner; 4) demonstrates pride and commitment to the work being done by being enthusiastic and professional; 5) is committed to providing services that are responsive, innovative, and fiscally sound; and 6) recognizes the critical importance of working in partnership with the business community in developing a diverse, economically stable City.

**DEPARTMENTAL PROGRAMS**

This fund is used to track expenditures for improvements to City general facilities impacted and/or needed as a result of development and/or growth.

**ACCOMPLISHMENTS FOR FY 2012-2013**

This budget unit had no activity.

**DEPARTMENTAL GOALS FOR FY 2013-2014**

Complete a minor retrofit in order to occupy a portion of the Dental Office immediately adjacent to City Hall, in order to free up more counter, storage and office space.

**FY 2013-2014 RECOMMENDED BUDGET**

The Department's FY 2013-2014 Recommended Budget represents a decrease of (\$10,000) or (50%) in expenditures, and a decrease of (\$1,920) or (19%) in revenues when compared to the FY 2012-2013 Approved Budget. As a result, the Requested Net Cost is decreased by (\$8,080).

*Estimated Fund Balance*

The year-end fund balance is estimated to be \$58,000 as of June 30, 2013, which is sufficient to cover the fund's Net Cost.

Revenues

This budget reflects revenues expected from development.

Personnel

There are no personnel costs reflected in this budget.

Services and Supplies

This budget reflects no expenditures.

Capital Projects/Fixed Assets

The budget reflects \$10,000 for the possible expansion of City Hall into the Dental Office storage area as they expand further to the north of the building. There is a need for additional office, counter, and storage space at City Hall to accommodate and service the recent and pending developments.

**MAJOR POLICY CONSIDERATIONS**

There are no major policy considerations reflected in this budget.

BUDGET WORKSHEET

City Of Gonzales

Month: 5/31/2013	Prior	Current Year			(6)	(7)	(8)
	Year Actual	Original Budget	Amended Budget	Actual Thru May	Estimated Total	Staff YE Est	FY 2013/2014
Fund: 241 - Public Facilities Impact Mitig							
Revenues							
Dept: 000							
5277.000 Public Facilities Impact Fees	0	9,680	7,700	0	7,700		7,700
5515.000 Interest Income	189	0	0	45	0	60	60
Dept: 000	189	9,680	7,700	45	7,700	60	7,760
Total Revenues	189	9,680	7,700	45	7,700	60	7,760
Expenditures							
Dept: 000							
6210.000 Special Departmental Expenses	0	0	0	0	0		
6275.000 Subscriptions and Training	0	0	0	0	0		
6530.000 Capital Outlay-Improvements	0	20,000	20,000	0	20,000	10,000	10,000
Dept: 000	0	20,000	20,000	0	20,000	10,000	10,000
Total Expenditures	0	20,000	20,000	0	20,000	10,000	10,000
Public Facilities Impact Mitig	189	-10,320	-12,300	45	-12,300	-9,940	-2,240

**Public Uses Impact Fund  
Budget Narrative for FY 2013-2014  
Budget Fund 242**

**DEPARTMENTAL MISSION**

This impact fund is administered by the City Manager's office whose Mission is to implement the Vision and Mission of the City by providing professional leadership, developing innovative approaches and creative partnerships in the management of the City, and executing City Council policies. This will be done by always holding to the highest ideals of public service and ethics.

**DEPARTMENTAL PROGRAMS**

This fund is used to track expenditures for improvements or construction of the Community Center or other community facilities impacted, and/or needed as a result of development and/or growth.

**ACCOMPLISHMENTS FOR FY 2012-2013**

- Completed the conceptual plan for the Community Center
- Utilizing funding received from a Community Development Block Grant (CDBG) Planning and Technical Assistant Grant, completed several technical studies necessary for the Community Center
- Working with the Gonzales Unified School District, developed a Community Facilities Master Plan that included the Community Center, and other important facility projects for the School and City

**DEPARTMENTAL GOALS FOR FY 2013-2014**

- Continue to collect impact funds
- Finalize the plan for the Community Center
- Continue putting together the programming for the Community Center, and identify funding and funding partners

**FY 2013-2014 RECOMMENDED BUDGET**

The Department's FY 2013-2014 Recommended Budget represents no change in expenditures, and an increase of \$20 in revenues, when compared to the FY 2012-2013 Approved Budget. As a result, the Requested Net Cost is decreased by (\$20).

Estimated Fund Balance

The year-end fund balance is estimated to be \$17,000 as of June 30, 2013, which is sufficient to cover the fund's Net Cost.

Revenues

This budget reflects minimal revenues from development.

Personnel

There are no personnel costs reflected in this budget.

Services and Supplies

This budget reflects expenditures for architectural services for the design of the Community Center.

Capital Projects/Fixed Assets

There are no capital projects or fixed assets reflected in this budget.

**MAJOR POLICY CONSIDERATIONS**

The major policy consideration reflected in this budget is continuing the design and ultimately, the construction of the Community Center, which directly reinforces and supports the Vision and Mission of the City.

BUDGET WORKSHEET

City Of Gonzales

Month: 5/31/2013	Prior	Current Year			(6)	(7)	(8)
	Year Actual	Original Budget	Amended Budget	Actual Thru May	Estimated Total	Staff YE Est	FY 2013/2014
Fund: 242 - Public Uses Mitigation Fees							
Revenues							
Dept: 000							
5277.000 Public Facilities Impact Fees	0	0	0	0	0		
5515.000 Interest Income	57	0	20	13	20	20	20
Dept: 000	57	0	20	13	20	20	0
Total Revenues	57	0	20	13	20	20	0
Expenditures							
Dept: 000							
6210.000 Special Departmental Expenses	0	0	0	0	0		
6235.000 Engineering and Surveying	0	0	0	0	0		
6245.000 Other Contractual Services	2,815	8,000	8,000	0	8,000	4,000	8,000
Dept: 000	2,815	8,000	8,000	0	8,000	4,000	0
Total Expenditures	2,815	8,000	8,000	0	8,000	4,000	0
Public Uses Mitigation Fees	-2,758	-8,000	-7,980	13	-7,980	-3,980	0

**Aquatics Facilities Impact Fund  
Budget Narrative for FY 2013-2014  
Budget Fund 243**

**DEPARTMENTAL MISSION**

This impact fund is administered by the Aquatics Program, which supports the Vision and Mission of the City by providing a safe environment for aquatic recreation; teaching aquatic safety through swim lessons; providing opportunities for Gonzales residents to enjoy aquatic recreation; and managing fiscal resources responsibly.

**DEPARTMENTAL PROGRAMS**

This fund is used to track expenditures for improvements to the Aquatics Facility.

**ACCOMPLISHMENTS FOR FY 2012-2013**

- Collected Impact Funds
- Pool is in compliance with the A.D.A. laws pertaining to Pool Accessibility (Lifts)

**DEPARTMENTAL GOALS FOR FY 2013-2014**

- Continue to collect Impact Funds
- Continue to work with the Parks and Recreation Commission and community, to figure out the best course of option to replace the pool

**FY 2013-2014 RECOMMENDED BUDGET**

The Department's FY 2013-2014 Recommended Budget represents no activity for FY 2013-2014.

Revenues

This budget reflects no revenues expected from development.

Personnel

There are no personnel costs reflected in this budget.

Services and Supplies

This category reflects no expenditures.



## **MAJOR POLICY CONSIDERATIONS**

New Federal requirements mandate the installation of a wheel chair lift at the pool in 2012. Staff worked aggressively to meet this mandate, but after discussion with the County Environmental Health Department, and an extension to the deadline by the Federal Government, staff was able to successfully work with the County to open the pool for a new season. However, this mandate will eventually be required. In addition, meeting the mandate is not the only concern because the pool is very old, and needs significant upgrades to bring it up to current standards. Both, meeting the new mandates and upgrading the existing pool, is very expensive and likely, it will not be worth investing significant funds in an old facility.

Therefore, staff worked with the Parks and Recreation Commission to explore options for improving the pool. Based on the costs and the requirements, it was felt that constructing a new pool would be the best alternative, in spite of the financial challenges that it would pose. The current estimate to build a new pool is \$2.6 million. The Parks and Recreation Commission discussed the possibility of going to the voters to raise the funds for a new pool. What is clear is that a lot of work remains ahead on the pool, but it is a very important asset to the community that will bear a lot of attention in FY 2013-2014.

BUDGET WORKSHEET

City Of Gonzales

Month: 5/31/2013	Prior	Current Year			(6)	(7)	(8)
	Year Actual	Original Budget	Amended Budget	Actual Thru May	Estimated Total	Staff YE Est	FY 2013/2014
Fund: 243 - Aquatic Facilities Mitigation							
Revenues							
Dept: 000							
5277.000 Public Facilities Impact Fees	0	0	0	0	0		
5515.000 Interest Income	0	0	0	0	0		
5958.000 Transfer from Fund 460	38	0	0	0	0		
Dept: 000	38	0	0	0	0	0	0
Total Revenues	38	0	0	0	0	0	0
Expenditures							
Dept: 000							
6210.000 Special Departmental Expenses	0	0	0	0	0		
6212.000 Maintenance Supplies	0	0	0	0	0		
6530.000 Capital Outlay-Improvements	0	0	0	0	0		
Dept: 000	0	0	0	0	0	0	0
Total Expenditures	0	0	0	0	0	0	0
Aquatic Facilities Mitigation	38	0	0	0	0	0	0

**Animal Control Facilities Impact Fees Fund  
Budget Narrative for FY 2013-2014  
Budget Fund 244**

**DEPARTMENTAL MISSION**

This fund is administered by the Gonzales Police Department who supports the Vision and Mission of the City by providing public safety services based on a cooperative community policing platform to ensure the safety of all of our residents, businesses, and visitors.

**DEPARTMENTAL PROGRAMS**

This fund is used to track the revenues and expenditures for improvements to the Animal Control Holding Facility, from Impact Fees collected from new development with the City.

**ACCOMPLISHMENTS FOR FY 2012-2013**

The Gonzales Animal Control Holding Facility used for temporarily holding animals was replaced and brought on line.

**DEPARTMENTAL GOALS FOR FY 2013-2014**

Continue to collect Animal Control Facility Impact Fees for all new development in the City.

**FY 2013-2014 RECOMMENDED BUDGET**

The Department's FY 2013-2014 Recommended Budget reflects no activity.

Revenues

This budget reflects no activity.

Personnel

There are no personnel costs associated with this budget.

Services and Supplies

This budget reflects no expenditures.

Capital Projects and Fixed Assets

This budget reflects no expenditures.

**MAJOR POLICY CONSIDERATIONS**

There are no major policy considerations reflected in this budget.

BUDGET WORKSHEET

City Of Gonzales

Month: 5/31/2013	Prior	Current Year		Estimated	(6)	(7)	(8)
	Year	Original	Amended				
	Actual	Budget	Budget	May	Staff YE Est	FY 2013/2014	
Fund: 244 - Animal Control Facilities Miti							
Revenues							
Dept: 000							
5277.000 Public Facilities Impact Fees	0	0	0	0	0		
5958.000 Transfer from Fund 460	545	0	0	0	0		
Dept: 000	545	0	0	0	0	0	0
Total Revenues	545	0	0	0	0	0	0
Expenditures							
Dept: 000							
6210.000 Special Departmental Expenses	2,781	0	0	0	0		
6212.000 Maintenance Supplies	170	0	0	0	0		
6530.000 Capital Outlay-Improvements	1,137	0	0	0	0		
Dept: 000	4,088	0	0	0	0	0	0
Total Expenditures	4,088	0	0	0	0	0	0
Animal Control Facilities Miti	-3,543	0	0	0	0	0	0

# **Storm Drainage Facilities Impact Fee Budget Narrative for FY 2013-2014 Budget Fund 245**

## **DEPARTMENTAL MISSION**

This impact fund is administered by the Public Works Department whose Mission is to enhance the quality of life of our residents in an environment of safety, courtesy, integrity, and respect. In order to do so, the Department: 1) recognizes quality service to our customers, and the residents of this community are our number one priority; 2) recognizes that a "can-do" attitude is our most valuable resource; 3) provides all services in an ethical, honest, and equitable manner; 4) demonstrates pride and commitment to the work being done by being enthusiastic and professional; 5) is committed to providing services that are responsive, innovative, and fiscally sound; and 6) recognizes the critical importance of working in partnership with the business community in developing a diverse, economically stable City.

## **DEPARTMENTAL PROGRAMS**

This fund is used to track expenditures for improvements to the storm drainage, necessary to accommodate growth of the City.

## **ACCOMPLISHMENTS FOR FY 2012-2013**

Collected Storm Drainage Facilities Impact Funds.

## **DEPARTMENTAL GOALS FOR FY 2013-2014**

- Continue Storm Drainage Facilities Impact Funds collection
- Complete Hydraulic Analysis of the Gonzales Slough
- Complete Notice of Intent for Phase II Municipal Storm Water Permit
- Prepare Phase II Municipal Storm Water Plan

## **FY 2013-2014 RECOMMENDED BUDGET**

The Department's FY 2013-2014 Recommended Budget represents an increase of \$86,866 or 108% in expenditures, and a decrease of (\$85,871) or (93%) in revenues, when compared to the FY 2012-2013 Approved Budget. As a result, the Requested Net Cost is increased by \$172,737.

### Estimated Fund Balance

The year-end Fund Balance is estimated to be \$177,000 as of June 30, 2013, which is sufficient to cover the Net Cost.

### Revenues

Increases in revenues are anticipated from a few private developments, including a proposed winery on Gonzales River Road, a Health and Wellness Center, and Vegetable Cooling Processing Facilities.

### Personnel

There are no personnel costs reflected in this budget.

### Services and Supplies

This budget reflects \$83,151 allocation to complete a Hydraulic Analysis of the Gonzales Slough to help address the General Plan requirements on Retention or Detention Drainages facilities; \$30,000 for phase II of the Hydraulic Analysis; and \$50,000 for Phase II of the Municipal Storm Water Plan.

### Capital Projects/Fixed Assets

There is no capital projects/fixed assets reflected in this budget.

## **MAJOR POLICY CONSIDERATIONS**

The Storm Drainage Facilities Impact Fee Report should be reviewed and updated as necessary. Also, because the General Plan process and certification of the corresponding Environmental Impact Report was completed, there might be a need to move forward and develop Storm Water Drainage Master Plans.

City Of Gonzales

Month: 5/31/2013	Prior Year Actual	Current Year			(6) Staff YE Est	(7) FY 2013/2014	(8)
		Original Budget	Amended Budget	Actual Thru May			
Fund: 245 - Storm Drainage Facil Impact							
Revenues							
Dept: 000							
5279.000 Storm Drainage Impact Fees	0	90,941	5,100	0	5,100	5,100	5,000
5515.000 Interest Income	950	430	430	436	430	550	500
Dept: 000	950	91,371	5,530	436	5,530	5,650	5,500
Total Revenues	950	91,371	5,530	436	5,530	5,650	5,500
Expenditures							
Dept: 000							
6210.000 Special Departmental Expenses	0	0	0	0	0		
6235.000 Engineering and Surveying	0	80,000	80,000	1,542	80,000	1,500	164,866
6245.000 Other Contractual Services	27,465	0	0	3,204	0	3,304	2,000
Dept: 000	27,465	80,000	80,000	4,746	80,000	4,804	166,866
Total Expenditures	27,465	80,000	80,000	4,746	80,000	4,804	166,866
Storm Drainage Facil Impact	-26,515	11,371	-74,470	-4,310	-74,470	846	-161,366



**Park Impact  
Budget Narrative for FY 2013-2014  
Budget Fund 250**

**DEPARTMENTAL MISSION**

This impact fund is administered by the Public Works Department whose Mission supports the Vision of the City by working to enhance quality of life of our residents in an environment of safety, courtesy, integrity, and respect. In order to do so, the Department: 1) recognizes quality service to our customers, and the residents of this community are our number one priority; 2) recognizes that a "can-do" attitude is our most valuable resource; 3) provides all services in an ethical, honest, and equitable manner; 4) demonstrates pride and commitment to the work being done by being enthusiastic and professional; 5) is committed to providing services that are responsive, innovative, and fiscally sound; and 6) recognizes the critical importance of working in partnership with the business community in developing a diverse, economically stable City.

**DEPARTMENTAL PROGRAMS**

This fund is used to reflect the expenditures and revenues for a variety of park improvement projects.

**ACCOMPLISHMENTS FOR FY 2012-2013**

Installed the outdoors sports equipment at Centennial and Central Parks.

**DEPARTMENTAL GOALS FOR FY 2013-2014**

- Provide safe, clean, and aesthetically pleasing parks, open spaces, and right-of-ways within the City
- Ensure that future park improvements are adequately maintained
- Maintain and manage the parks to meet or exceed established recognized standards
- Provide efficient and effective customer service, which matches or exceeds the service needs of the citizens
- Complete lighted parking area at Gabilan Court
- Complete the installation of lights at Central Park

**FY 2013-2014 RECOMMENDED BUDGET**

The Department's FY 2013-2014 Recommended Budget represents an overall increase of \$12,215 in expenditures, and a decrease of (\$100) in revenues, when compared to the FY 2012-2013 Approved Budget. As a result, the Requested Net Cost is increased by \$12,315.

Estimated Fund Balance

The year-end Fund Balance is estimated to be \$50,000 as of June 30, 2013, which is sufficient to cover the Fund's Net Cost.

Revenues

Revenues are down due to the state of the economy resulting in no housing construction activity in the City.

Personnel

There are no personnel costs reflected in this budget.

Services and Supplies

Budget reflects no expenditures in this category.

Capital Projects/Fixed Assets

The budget reflects \$10,000 in expenditures to assist with the completion of a lighted parking area at Gabilan Court.

**MAJOR POLICY CONSIDERATIONS**

Through the General Plan Update process, staff will continue to work with the Parks and Recreation Commission, Planning Commission; and ultimately, the City Council to complete a "Park Master Plan" to be utilized as a planning guide for future development thereby enhancing general City park services.

City Of Gonzales

Month: 5/31/2013	Prior Year Actual	Current Year		Actual Thru May	Estimated Total	(6) Staff YE Est	(7) FY 2013/2014	(8)
		Original Budget	Amended Budget					
Fund: 250 - Park Impact Fund								
Revenues								
Dept: 000								
5274.000 Park Impact Fees	0	10,000	10,000	0	10,000	10,000	10,000	
5275.000 Signalization Fees	0	0	0	0	0			
5277.000 Public Facilities Impact Fees	0	0	0	0	0			
5510.000 Investment Income	0	0	0	0	0			
5515.000 Interest Income	485	300	300	144	300	200	200	
5521.000 Proceeds from Lease	0	0	0	0	0			
5820.000 Other Income - Misc Payments	0	0	0	10,000	0			
5826.000 Contributions	0	0	0	0	0			
5950.000 Transfer from CDBG (Non Pgm)	0	0	0	0	0			
Dept: 000	485	10,300	10,300	10,144	10,300	10,200	10,200	0
Total Revenues	485	10,300	10,300	10,144	10,300	10,200	10,200	0
Expenditures								
Dept: 000								
6210.000 Special Departmental Expenses	0	0	0	0	0			
6212.000 Maintenance Supplies	728	0	500	408	500	500	500	
6213.000 Oils and Lubricants	0	0	0	0	0			
6230.000 Legal and Accounting	0	0	0	0	0			
6235.000 Engineering and Surveying	3,030	0	0	0	0		1,715	
6245.000 Other Contractual Services	0	0	0	0	0			
6260.000 Advertising	0	0	0	0	0			
6275.000 Subscriptions and Training	0	0	0	1,397	0	1,397		
6530.000 Capital Outlay-Improvements	40,438	0	0	0	0		10,000	
6540.000 Capital Outlay-Equipment	0	0	0	0	0			
6542.000 Equipment-Vehicles	0	0	0	0	0			
6610.000 Interest Expense	0	0	0	0	0			
6620.000 Principal Reduction	0	0	0	0	0			
Dept: 000	44,196	0	500	1,805	500	1,897	12,215	0
Total Expenditures	44,196	0	500	1,805	500	1,897	12,215	0
Park impact Fund	-43,711	10,300	9,800	8,339	9,800	8,303	-2,015	0

**Signalization Fund  
Budget Narrative for FY 2013-2014  
Budget Fund 260**

**DEPARTMENTAL MISSION**

This impact fund is administered by the Public Works Department whose Mission is to enhance the quality of life of our residents in an environment of safety, courtesy, integrity, and respect. In order to do so, the Department: 1) recognizes quality service to our customers, and the residents of this community are our number one priority; 2) recognizes that a "can-do" attitude is our most valuable resource; 3) provides all services in an ethical, honest, and equitable manner; 4) demonstrates pride and commitment to the work being done by being enthusiastic and professional; 5) is committed to providing services that are responsive, innovative, and fiscally sound; and 6) recognizes the critical importance of working in partnership with the business community in developing a diverse, economically stable City.

**DEPARTMENTAL PROGRAMS**

This fund was set up to hold funds from prior developments that will be used for the future installation of traffic signals at Fifth Street and HWY 101, and Fifth Street and Harold Parkway.

**ACCOMPLISHMENTS FOR FY 2012-2013**

- Maintained the holding accounts for the future installation of the traffic signals
- Initiated the discussion with the California Department of Transportation (CalTrans) for the installation of the traffic signals at Fifth Street and HWY 101

**DEPARTMENTAL GOALS FOR FY 2013-2014**

- Continue to collect fair share of improvement costs for the Traffic Signal at the Intersection of Fifth Street and Harold Parkway from developments
- Continue discussions with, and obtain approval from Caltrans on the traffic signal for Fifth Street and HWY 101

**FY 2013-2014 RECOMMENDED BUDGET**

The Department's FY 2013-2014 Recommended Budget represents a budget allocation of \$366,950 for potential expenditures, and a decrease of (\$730) or (81%) in revenues, when compared to the FY 2012-2013 Approved Budget. As a result, the Requested Net Cost is increased by \$367,680.

### Estimated Fund Balance

The year-end Fund Balance is estimated to be \$430,000 as of June 30, 2013, which is sufficient to offset the Fund's Net Cost.

### Revenues

The reason for the decrease in revenues is due to lower interest earnings.

### Personnel

There are no personnel costs reflected in this budget.

### Services and Supplies

There are no services and supplies reflected in this budget.

### Capital Projects/Fixed Assets

While there are no capital projects/fixed assets reflected in this budget, there is a budget allocation of \$366,951 to assist developer construction commitment, which mitigates the need for traffic signal improvements/requirements; such as roundabouts at Fifth Street and HWY 101, and Fifth Street and Harold Parkway locations. These funds are only intended for construction of improvements.

## **MAJOR POLICY CONSIDERATIONS**

Traffic will increase as the result of the recent annexations of the D'Arrigo Bros. and the construction of the new Elementary School. Traffic from these developments will necessitate the installation of traffic signals to heavily impacted congested intersections. Additional right-of-ways and cost improvement contributions from the development community will be required to complete the signal installations at both of these locations.

These funds will be used to participate in those projects with the developers once initiated.

City Of Gonzales

Month: 5/31/2013	Prior	Current Year				(6)	(7)	(8)
	Year Actual	Original Budget	Amended Budget	Actual Thru May	Estimated Total	Staff YE Est	FY 2013/2014	
Fund: 260 - Signalization Impact								
Revenues								
Dept: 000								
5275.000	0	0	0	0	0			
5515.000	2,106	930	200	1,020	200	200	200	
5518.000	0	0	0	0	0			
Dept: 000	2,106	930	200	1,020	200	200	200	0
Total Revenues	2,106	930	200	1,020	200	200	200	0
Expenditures								
Dept: 000								
6210.000	0	0	0	0	0			
6245.000	0	0	0	0	0			
6530.000	0	0	0	0	0		366,950	
Dept: 000	0	0	0	0	0	0	366,950	0
Total Expenditures	0	0	0	0	0	0	366,950	0
Signalization Impact	2,106	930	200	1,020	200	200	-366,750	0

**California Breeze Parks and Open Space Maintenance  
Assessment Districts  
Phase I, II, & III  
Budget Narrative for FY 2013-2014  
Budget Fund 270**

**DEPARTMENTAL MISSION**

These Assessment Districts are administered by the Public Works Department whose Mission supports the Vision of the City by working to enhance the quality of life of our residents and employees in an environment of safety, courtesy, integrity, and respect. In order to do so, the Department: 1) recognizes quality service to our customers, and the residents of this community are our number one priority; 2) recognizes that a "can-do" attitude is our most valuable resource; 3) provides all services in an ethical, honest, and equitable manner; 4) demonstrates pride and commitment to the work being done by being enthusiastic and professional; 5) is committed to providing services that are responsive, innovative, and fiscally sound; and 6) recognizes the critical importance of working in partnership with the business community in developing a diverse, economically stable City.

**ACCOMPLISHMENTS FOR FY 2012-2013**

- With minimal staff, the Department was still able to adequately provide maintenance and operation of all public landscaping and irrigation system including lawns, shrubs and trees, and any and all other items of work necessary within this subdivision
- Replaced the playground surface at Meyer Park

**DEPARTMENTAL GOALS FOR FY 2013-2014**

- Continue to provide services, which enhance the quality of life of our residents and employees in an environment of safety, courtesy, integrity and respect
- Provide safe, clean, and aesthetically pleasing parks, and right-of-ways within the districts
- Replace the landscape mulch along Harold Parkway with a recycled materials
- Solicit Requests for Proposals for "Park & Landscape Maintenance Services"

**FY 2013-2014 RECOMMENDED BUDGET**

The Department's FY 2013-2014 Recommended Budget represents no change in expenditures, and an increase of \$2,023 or 2.5% in revenues, when compared to the FY 2012-2013 Approved Budget. As a result, the Requested Net Cost is decreased by (\$2,023).

Estimated Fund Balance

The estimated Fund Balance for this fund is \$120,000 as of June 30, 2013.

Revenues

Maintaining a conservative approach, revenues were kept constant to 2012-2013 actual levels.

Personnel

These budgets provide for the support of Harold Parkway landscape, Retention ponds, and Meyer Park maintenance.

Services and Supplies

This category reflects the necessary items to provide the maintenance services to the districts.

Capital Projects/Fixed Assets

No capital projects or fixed assets are contemplated for this budget.

**MAJOR POLICY CONSIDERATIONS**

The property tax assessments generated by these districts, are intended to minimize the maintenance financial obligations generated by the development of this subdivision on the City's General Fund.



BUDGET WORKSHEET

City Of Gonzales

Month: 5/31/2013	Prior Year Actual	Current Year			Estimated Total	(6) Staff YE Est	(7) FY 2013/2014	(8)
		Original Budget	Amended Budget	Actual Thru May				
Fund: 270 - CA Breeze Park Maintenance								
Revenues								
Dept: 000								
5110.000 Property Taxes-Secured	76,375	78,777	78,777	77,854	78,777	78,777	80,000	
5120.000 Property Taxes-Unsecured	0	0	0	0	0			
5130.000 Property Taxes-Prior Year	1,781	1,200	1,200	4,414	1,200	1,200	2,000	
5140.000 Property Taxes-Supplemental	0	0	0	0	0			
5515.000 Interest Income	355	260	260	120	260	260	260	
Dept: 000	78,511	80,237	80,237	82,388	80,237	80,237	82,260	0
Total Revenues	78,511	80,237	80,237	82,388	80,237	80,237	82,260	0
Expenditures								
Dept: 000								
6110.000 Salaries-Regular Pay	23,888	26,725	26,725	22,956	26,725	26,725	26,725	
6111.000 Salaries-Overtime Pay	1,286	500	1,000	1,401	1,000	500	500	
6112.000 Salaries-Extra Help	0	0	0	0	0			
6113.000 Salaries-Differentials	438	750	750	500	750	750	750	
6114.000 Workers Compensation Payment	0	0	0	0	0			
6131.000 Deferred Compensation Expense	231	250	250	213	250	250	250	
6132.000 Retirement - PERS	4,500	5,275	5,275	1,882	5,275	5,275	5,275	
6140.000 Life and Disability Insurance	318	455	455	241	455	455	455	
6150.000 Workers Comp Insurance	334	334	334	334	334	334	334	
6160.000 Social Security	1,916	2,140	2,140	1,863	2,140	2,140	2,140	
6170.000 Health and Dental Insurance	5,945	6,480	6,480	5,007	6,480	6,480	6,480	
6190.000 Other Payroll Tax	0	0	0	0	0			
6210.000 Special Departmental Expenses	0	0	0	0	0			
6211.000 Office Supplies	0	0	0	0	0			
6212.000 Maintenance Supplies	856	2,700	2,700	1,575	2,700	2,700	2,700	
6220.000 Telephone	128	150	150	116	150	150	150	
6225.000 Utilities	9,930	13,000	13,000	10,887	13,000	13,000	13,000	
6226.000 Utilities-Water	0	0	0	0	0			
6230.000 Legal and Accounting	53	2,000	2,000	158	2,000	2,000	2,000	
6235.000 Engineering and Surveying	604	2,500	2,500	1,128	2,500	2,500	2,500	
6245.000 Other Contractual Services	120	150	150	152	150	150	150	
6249.000 Park Maintenance	0	0	0	0	0			
6250.000 Rental	0	0	0	0	0			
6255.000 Liability Insurance	0	0	0	0	0			
6260.000 Advertising	809	400	400	0	400	400	400	
6270.000 Transportation and Travel	0	0	0	0	0			
6275.000 Subscriptions and Training	0	0	0	0	0			

City Of Gonzales

Month: 5/31/2013	Prior	Current Year			(6)	(7)	(8)
	Year Actual	Original Budget	Amended Budget	Actual Thru May	Estimated Total	Staff YE Est	FY 2013/2014
Fund: 270 - CA Breeze Park Maintenance							
Expenditures							
Dept: 000							
6330.000 Public Works Overhead	0	0	0	0	0		
6530.000 Capital Outlay-Improvements	0	0	0	0	0		
6540.000 Capital Outlay-Equipment	0	0	0	0	0		
6900.000 Transfers to General Fund	3,780	3,800	3,800	1,900	3,800	3,800	3,800
6920.000 Transfer to Cal Breeze Maint	0	0	0	0	0		
6927.000 Transfer to Street Fund [130]	0	0	0	0	0		
Dept: 000	55,136	67,609	68,109	50,313	68,109	67,609	67,609
Total Expenditures	55,136	67,609	68,109	50,313	68,109	67,609	67,609
CA Breeze Park Maintenance	23,375	12,628	12,128	32,075	12,128	12,628	14,651

**California Breeze Benefit Assessment Districts**  
**Budget Narrative for FY 2013-2014**  
**Budget Funds 280, 290, and 300**

**DEPARTMENTAL MISSION**

These Assessment Districts are administered by the Public Works Department whose Mission supports the Vision of the City by working to enhance the quality of life of our residents and employees in an environment of safety, courtesy, integrity, and respect. In order to do so, the Department: 1) recognizes quality service to our customers, and the residents of this community are our number one priority; 2) recognizes that a "can-do" attitude is our most valuable resource; 3) provides all services in an ethical, honest, and equitable manner; 4) demonstrates pride and commitment to the work being done by being enthusiastic and professional; 5) is committed to providing services that are responsive, innovative, and fiscally sound; and 6) recognizes the critical importance of working in partnership with the business community in developing a diverse, economically stable City.

**ACCOMPLISHMENTS FOR FY 2012-2013**

Provided maintenance and operation of the following improvements on public lands within said Districts 1, 2, and 3 of the California Breeze Subdivision including sweeping, street lights and lighting costs, storm drain lines (repairs and replacement only; cleaning, flushing and debris removal not included), including necessary cleaning, repairs, replacement, electric current, supervision, debris removal, and any and all other items of work necessary.

**DEPARTMENTAL GOALS FOR FY 2013-2014**

- Continue to provide services which enhance the quality of life of our residents and employees in an environment of safety, courtesy, integrity and respect
- Continue the maintenance and operation of the above described improvements on public lands within Districts 1, 2, and 3 of the California Breeze Subdivision
- Undertake street repairs and striping on Herold Parkway
- Reinstate full "Street Sweeping Services" either by expending the existing contract, or engage Tri-City Disposal to provide the services, which is included as an option in the Franchise Agreement
- Street Striping on Herold Parkway
- Street Pavement Assessment & Prioritization Project
- Complete Right of Way Mapping

## **FY 2013-2014 RECOMMENDED BUDGET**

### FUND 280

The Department's FY 2013-2014 Recommended Budget represents an increase of \$112 or 1% in expenditures, and an increase of \$451 or 2.9% in revenues, when compared to the FY 2012-2013 Approved Budget. As a result, the Requested Net Cost is decreased by (\$339).

### FUND 290

The Department's FY 2013-2014 Recommended Budget represents an overall increase of \$188 or .006% in expenditures, and an increase of \$1,229 or 5% in revenues, when compared to the FY 2012-2013 Approved Budget. As a result, the Requested Net Cost is decreased by (\$1,041).

### FUND 300

The Department's FY 2013-2014 Recommended Budget represents an overall increase of \$162 or .006% in expenditures, and an increase of \$534 or 2% in revenues, when compared to the FY 2012-2013 Approved Budget. As a result, the Requested Net City Cost is decreased by (\$372).

### Estimated Fund Balance

The estimated fund balances are \$50,000 for Fund 280; \$50,000 for Fund 290; and \$130,000 for Fund 300 as of June 30, 2013, which are sufficient to cover the Net Costs.

### Revenues

Revenues, which are special assessments, have been increased by 2%.

### Personnel

These budgets provide for the support of the City of Gonzales Street Sweeping Program, Herold Parkway landscape, and Meyer Park maintenance.

### Services and Supplies

Refer to the Departmental Goals for FY 2013-2014 for descriptions of service provided by these three districts. In addition, funds 290 and 300 reflect a transfer to the Street Fund to offset utility and other appropriate expenditures.

### Capital Projects/Fixed Assets

The capital outlay included in these budgets are for the (a) routine maintenance and dredging for the percolation pond; (b) street lights; (c) storm drain repairs; (d) street maintenance and repair of the access road; (e) a contingency set aside; (f) \$ 16,075 for

Street Striping on Herold Parkway; (g) \$5,513 for the Street Pavement Assessment & Prioritization Project; and (h) \$3,669 for Right of Way Mapping.

## **MAJOR POLICY CONSIDERATIONS**

The property tax assessments generated by these three districts, are intended to minimize the maintenance financial obligations generated by the development of this subdivision on the City's General Fund.

BUDGET WORKSHEET

City Of Gonzales

Month: 5/31/2013	Prior Year Actual	Current Year				(6) Staff YE Est	(7) FY 2013/2014	(8)
		Original Budget	Amended Budget	Actual Thru May	Estimated Total			
Fund: 280 - CA Breeze Maintenance #1								
Revenues								
Dept: 000								
5110.000	Property Taxes-Secured	15,223	15,449	15,449	7,892	15,449	15,449	15,700
5130.000	Property Taxes-Prior Year	94	0	200	7,542	200	200	200
5515.000	Interest Income	113	87	87	27	87	87	87
5821.000	Other Income - Reimbursements	0	0	0	0	0		
5920.000	Transfer from Cal Breeze Pks	0	0	0	0	0		
5922.000	Transfer from Cal Breeze #2	0	0	0	0	0		
Dept: 000		15,430	15,536	15,736	15,461	15,736	15,736	15,987
	Total Revenues	15,430	15,536	15,736	15,461	15,736	15,736	15,987
Expenditures								
Dept: 000								
6110.000	Salaries-Regular Pay	107	2,073	2,073	0	2,073	2,073	2,160
6111.000	Salaries-Overtime Pay	0	20	20	0	20	20	20
6112.000	Salaries-Extra Help	0	0	0	0	0		
6113.000	Salaries-Differentials	0	0	0	0	0		
6132.000	Retirement - PERS	330	395	395	140	395	410	410
6140.000	Life and Disability Insurance	24	35	35	18	35	35	35
6150.000	Workers Comp Insurance	22	22	22	22	22	22	22
6160.000	Social Security	8	160	160	0	160	170	170
6170.000	Health and Dental Insurance	202	432	432	137	432	432	432
6210.000	Special Departmental Expenses	0	0	0	0	0		
6211.000	Office Supplies	0	0	0	0	0		
6212.000	Maintenance Supplies	88	100	100	0	100	100	100
6213.000	Oils and Lubricants	457	500	500	389	500	500	500
6225.000	Utilities	5,686	5,000	5,000	3,847	5,000	5,000	5,000
6230.000	Legal and Accounting	18	585	585	53	585	585	585
6235.000	Engineering and Surveying	413	650	650	25	650	650	650
6245.000	Other Contractual Services	0	0	0	1,693	0		
6248.000	Street Sweeping	0	0	0	0	0		
6250.000	Rental	0	0	0	0	0		
6255.000	Liability Insurance	0	0	0	0	0		
6260.000	Advertising	215	120	120	0	120	120	120
6270.000	Transportation and Travel	0	0	0	0	0		
6275.000	Subscriptions and Training	0	0	0	0	0		
6330.000	Public Works Overhead	0	0	0	0	0		
6530.000	Capital Outlay-Improvements	0	0	0	0	0		
6544.000	Equipment-Computers	0	0	0	0	0		

BUDGET WORKSHEET

City Of Gonzales

Month: 5/31/2013	Prior	Current Year				(6)	(7)	(8)
	Year Actual	Original Budget	Amended Budget	Actual Thru May	Estimated Total	Staff YE Est	FY 2013/2014	
Fund: 280 - CA Breeze Maintenance #1								
Expenditures								
Dept: 000								
6900.000 Transfers to General Fund	400	400	400	200	400	400	400	
6905.000 Transfers Out	0	0	0	0	0			
6927.000 Transfer to Street Fund [130]	0	0	0	0	0			
Dept: 000	7,970	10,492	10,492	6,524	10,492	10,517	10,604	0
Total Expenditures	7,970	10,492	10,492	6,524	10,492	10,517	10,604	0
CA Breeze Maintenance #1	7,460	5,044	5,244	8,937	5,244	5,219	5,383	0

City Of Gonzales

Month: 5/31/2013	Prior	Current Year			(6)	(7)	(8)	
	Year Actual	Original Budget	Amended Budget	Actual Thru May	Estimated Total	Staff YE Est	FY 2013/2014	
Fund: 290 - CA Breeze Maintenance #2								
Revenues								
Dept: 000								
5110.000 Property Taxes-Secured	23,771	23,771	24,500	24,332	24,500	24,500	25,000	
5120.000 Property Taxes-Unsecured	0	0	0	0	0			
5130.000 Property Taxes-Prior Year	798	550	550	1,482	550	550	550	
5140.000 Property Taxes-Supplemental	0	0	0	0	0			
5515.000 Interest Income	121	93	93	29	93	93	93	
Dept: 000	24,690	24,414	25,143	25,843	25,143	25,143	25,643	0
Total Revenues	24,690	24,414	25,143	25,843	25,143	25,143	25,643	0
Expenditures								
Dept: 000								
6110.000 Salaries-Regular Pay	187	3,630	3,630	0	3,630	3,630	3,775	
6111.000 Salaries-Overtime Pay	0	35	35	0	35	35	35	
6112.000 Salaries-Extra Help	0	0	0	0	0			
6113.000 Salaries-Differentials	0	0	0	0	0			
6132.000 Retirement - PERS	578	690	690	246	690	720	720	
6140.000 Life and Disability Insurance	42	62	62	32	62	65	65	
6150.000 Workers Comp Insurance	40	39	39	39	39	39	39	
6160.000 Social Security	14	280	280	0	280	290	290	
6170.000 Health and Dental Insurance	353	756	756	239	756	756	756	
6210.000 Special Departmental Expenses	0	0	0	0	0			
6212.000 Maintenance Supplies	93	100	100	0	100	100	100	
6213.000 Oils and Lubricants	402	400	400	389	400	400	400	
6225.000 Utilities	3,127	4,830	4,830	3,486	4,830	4,830	4,830	
6230.000 Legal and Accounting	18	890	890	53	890	890	890	
6235.000 Engineering and Surveying	413	1,000	1,000	25	1,000	1,000	1,000	
6245.000 Other Contractual Services	0	100	100	0	100	100	100	
6248.000 Street Sweeping	0	0	0	0	0			
6250.000 Rental	0	0	0	0	0			
6255.000 Liability Insurance	0	0	0	0	0			
6260.000 Advertising	215	241	241	0	241	241	241	
6270.000 Transportation and Travel	0	0	0	0	0			
6330.000 Public Works Overhead	0	0	0	0	0			
6530.000 Capital Outlay-Improvements	0	0	0	0	0			
6900.000 Transfers to General Fund	4,850	4,900	4,900	2,450	4,900	4,900	4,900	
6927.000 Transfer to Street Fund [130]	9,660	9,700	9,700	4,850	9,700	9,700	9,700	
Dept: 000	19,992	27,653	27,653	11,809	27,653	27,696	27,841	0



BUDGET WORKSHEET

City Of Gonzales

Month: 5/31/2013	Prior	Current Year			(6)	(7)	(8)	
	Year Actual	Original Budget	Amended Budget	Actual Thru May	Estimated Total	Staff YE Est	FY 2013/2014	
Fund: 290 - CA Breeze Maintenance #2								
Total Expenditures	19,992	27,653	27,653	11,809	27,653	27,696	27,841	0
CA Breeze Maintenance #2	4,698	-3,239	-2,510	14,034	-2,510	-2,553	-2,198	0

City Of Gonzales

Month: 5/31/2013	Prior Year	Current Year				(6)	(7)	(8)
	Actual	Original Budget	Amended Budget	Actual Thru May	Estimated Total	Staff YE Est	FY 2013/2014	
Fund: 300 - CA Breeze Maintenance #3								
Revenues								
Dept: 000								
5110.000 Property Taxes-Secured	25,916	25,916	25,916	26,502	25,916	25,916	26,400	
5120.000 Property Taxes-Unsecured	0	0	0	0	0			
5130.000 Property Taxes-Prior Year	500	400	450	2,028	450	450	450	
5140.000 Property Taxes-Supplemental	0	0	0	0	0			
5515.000 Interest Income	359	280	280	85	280	280	280	
Dept: 000	26,775	26,596	26,646	28,615	26,646	26,646	27,130	0
Total Revenues	26,775	26,596	26,646	28,615	26,646	26,646	27,130	0
Expenditures								
Dept: 000								
6110.000 Salaries-Regular Pay	161	3,110	3,110	0	3,110	3,110	3,235	
6111.000 Salaries-Overtime Pay	0	30	30	0	30	30	30	
6112.000 Salaries-Extra Help	0	0	0	0	0			
6113.000 Salaries-Differentials	0	0	0	0	0			
6132.000 Retirement - PERS	495	592	592	211	592	615	615	
6140.000 Life and Disability Insurance	49	53	53	28	53	57	57	
6150.000 Workers Comp Insurance	33	33	33	33	33	33	33	
6160.000 Social Security	12	240	240	0	240	250	250	
6170.000 Health and Dental Insurance	303	650	650	205	650	650	650	
6190.000 Other Payroll Tax	0	0	0	0	0			
6210.000 Special Departmental Expenses	0	0	0	0	0			
6212.000 Maintenance Supplies	67	100	100	0	100	100	100	
6213.000 Oils and Lubricants	338	450	450	279	450	450	450	
6220.000 Telephone	0	0	0	0	0			
6225.000 Utilities	4,166	4,202	4,202	3,486	4,202	4,202	4,202	
6230.000 Legal and Accounting	18	775	775	53	775	775	775	
6235.000 Engineering and Surveying	634	850	850	105	850	850	850	
6245.000 Other Contractual Services	119	100	100	194	100	100	100	
6248.000 Street Sweeping	0	0	0	0	0			
6250.000 Rental	0	0	0	0	0			
6255.000 Liability Insurance	0	0	0	0	0			
6260.000 Advertising	215	210	210	0	210	210	210	
6270.000 Transportation and Travel	0	0	0	0	0			
6330.000 Public Works Overhead	0	0	0	0	0			
6530.000 Capital Outlay-Improvements	0	0	0	0	0			
6900.000 Transfers to General Fund	850	900	900	450	900	900	900	
6920.000 Transfer to Cal Breeze Maint	0	0	0	0	0			

BUDGET WORKSHEET

City Of Gonzales

Month: 5/31/2013	Prior	Current Year			(6)	(7)	(8)
	Year	Original	Amended	Actual Thru	Estimated		
	Actual	Budget	Budget	May	Total	Staff YE Est	FY 2013/2014
Fund: 300 - CA Breeze Maintenance #3							
Expenditures							
Dept: 000							
6927.000 Transfer to Street Fund [130]	13,070	13,100	13,100	6,550	13,100	13,100	13,100
Dept: 000	20,530	25,395	25,395	11,594	25,395	25,432	25,557
Total Expenditures	20,530	25,395	25,395	11,594	25,395	25,432	25,557
CA Breeze Maintenance #3	6,245	1,201	1,251	17,021	1,251	1,214	1,573

**Canyon Creek Parks & Open Space  
Maintenance Assessment Districts  
Phase I, II, & III  
Budget Narrative for FY 2013-2014  
Budget Fund 302**

**DEPARTMENTAL MISSION**

This Assessment District is administered by the Public Works Department whose Mission supports the Vision of the City by working to enhance the quality of life of our residents and employees in an environment of safety, courtesy, integrity, and respect. In order to do so, the Department: 1) recognizes quality service to our customers, and the residents of this community are our number one priority; 2) recognizes that a "can-do" attitude is our most valuable resource; 3) provides all services in an ethical, honest, and equitable manner; 4) demonstrates pride and commitment to the work being done by being enthusiastic and professional; 5) is committed to providing services that are responsive, innovative, and fiscally sound; and 6) recognizes the critical importance of working in partnership with the business community in developing a diverse, economically stable City.

**ACCOMPLISHMENTS FOR FY 2012-2013**

Provided maintenance and operation of the retention ponds and public landscaping and irrigation system including lawns, shrubs, and trees. Assisted adjacent property owner financially with maintenance costs in the removal of non-native materials along the Gonzales Slough.

**DEPARTMENTAL GOALS FOR FY 2013-2014**

- Continue to provide services which enhance the quality of life of our residents and employees in an environment of safety, courtesy, integrity and respect
- Provide a safe, clean, and aesthetically pleasing parks, and right-of-ways within this subdivision
- Reinstate full "Street Sweeping Services" either by expending the existing contract, or engage Tri-City Disposal to provide the services, which is included as an option in the Franchise Agreement
- Continue the financial assistance for maintenance costs along the Gonzales Slough

**FY 2013-2014 RECOMMENDED BUDGET**

The Department's FY 2013-2014 Recommended Budget represents an increase of \$5,940 or 5.3% in expenditures, and an increase of \$5,106 or 5.3% in revenues, when compared

to the FY 2012-2013 Approved Budget. As a result, the Requested Net Cost is increased by \$834.

Revenues

Revenues are up as a result of actual activity over the prior two years.

Estimated Fund Balance

The estimated Fund Balance for this fund is \$200,000 as of June 30, 2013.

Personnel

This budget provides for the support of the Fanoe Road landscape, Retention ponds, Canyon Creek Tot Park maintenance, and Canyon Creek Park.

Services and Supplies

This category reflects the necessary items to provide the maintenance services to the districts.

Capital Projects/Fixed Assets

This category reflects \$20,000 to restore areas damaged by flooding, which is the main reason for the increase in expenditures.

**MAJOR POLICY CONSIDERATIONS**

The property tax assessments generated by these districts, are intended to minimize the maintenance financial obligations generated by the development of this subdivision on the City's General Fund.

City Of Gonzales

Month: 5/31/2013	Prior Year	Current Year				(6)	(7)	(8)
	Actual	Original Budget	Amended Budget	Actual Thru May	Estimated Total	Staff YE Est	FY 2013/2014	
Fund: 302 - Canyon Creek Park & Park Maint								
Revenues								
Dept: 000								
5110.000 Property Taxes-Secured	90,894	90,894	90,894	94,811	94,811	90,894	96,000	
5130.000 Property Taxes-Prior Year	4,291	4,000	4,000	1,958	4,000	4,000	4,000	
5515.000 Interest Income	547	400	400	204	400	400	400	
Dept: 000	95,732	95,294	95,294	96,973	99,211	95,294	100,400	0
Total Revenues	95,732	95,294	95,294	96,973	99,211	95,294	100,400	0
Expenditures								
Dept: 000								
6110.000 Salaries-Regular Pay	18,303	23,600	23,600	17,805	23,600	23,600	23,600	
6111.000 Salaries-Overtime Pay	1,286	500	500	1,401	500	500	500	
6112.000 Salaries-Extra Help	0	0	0	0	0			
6113.000 Salaries-Differentials	3,230	750	750	3,075	750	750	750	
6114.000 Workers Compensation Payment	0	0	0	0	0			
6131.000 Deferred Compensation Expense	115	125	125	107	125	125	125	
6132.000 Retirement - PERS	3,981	4,690	4,690	1,661	4,690	4,690	4,690	
6140.000 Life and Disability Insurance	268	402	402	214	402	402	402	
6150.000 Workers Comp Insurance	306	306	306	306	306	306	306	
6160.000 Social Security	1,700	1,900	1,900	1,663	1,900	1,900	1,900	
6170.000 Health and Dental Insurance	5,389	0	4,000	4,622	4,000	5,940	5,940	
6190.000 Other Payroll Tax	0	0	0	0	0			
6210.000 Special Departmental Expenses	0	0	0	17	0			
6211.000 Office Supplies	0	0	0	0	0			
6212.000 Maintenance Supplies	131	2,000	2,000	2,384	2,000	2,000	2,000	
6220.000 Telephone	128	100	100	116	100	100	100	
6225.000 Utilities	2,921	11,000	11,000	2,901	11,000	11,000	11,000	
6230.000 Legal and Accounting	53	6,000	6,000	158	6,000	6,000	6,000	
6235.000 Engineering and Surveying	3,926	6,000	6,000	976	6,000	6,000	6,000	
6245.000 Other Contractual Services	4,452	34,000	34,000	5,640	34,000	34,000	34,000	
6250.000 Rental	0	0	0	0	0			
6255.000 Liability Insurance	0	0	0	0	0			
6260.000 Advertising	949	1,000	1,000	0	1,000	1,000	1,000	
6530.000 Capital Outlay-Improvements	0	20,000	20,000	6,256	20,000	20,000	20,000	
6544.000 Equipment-Computers	0	0	0	0	0			
6900.000 Transfers to General Fund	0	0	0	0	0			
6927.000 Transfer to Street Fund [130]	0	0	0	0	0			
Dept: 000	47,138	112,373	116,373	49,302	116,373	118,313	118,313	0

BUDGET WORKSHEET

City Of Gonzales

	Prior Year Actual	Current Year				(6)	(7)	(8)
		Original Budget	Amended Budget	Actual Thru May	Estimated Total	Staff YE Est	FY 2013/2014	
Month: 5/31/2013								
Fund: 302 - Canyon Creek Park & Park Maint								
Total Expenditures	47,138	112,373	116,373	49,302	116,373	118,313	118,313	0
Canyon Creek Park & Park Maint	48,594	-17,079	-21,079	47,671	-17,162	-23,019	-17,913	0

**Canyon Creek Benefit Assessment Districts  
Phase I, II, & III  
Budget Narrative for FY 2013-2014  
Budget Funds 304, 306, and 308**

**DEPARTMENTAL MISSION**

These Assessment Districts are administered by the Public Works Department whose Mission supports the Vision of the City by working to enhance the quality of life of our residents and employees in an environment of safety, courtesy, integrity, and respect. In order to do so, the Department: 1) recognizes quality service to our customers, and the residents of this community are our number one priority; 2) recognizes that a "can-do" attitude is our most valuable resource; 3) provides all services in an ethical, honest, and equitable manner; 4) demonstrates pride and commitment to the work being done by being enthusiastic and professional; 5) is committed to providing services that are responsive, innovative, and fiscally sound; and 6) recognizes the critical importance of working in partnership with the business community in developing a diverse, economically stable City.

**ACCOMPLISHMENTS FOR FY 2012-2013**

Provided maintenance and operation of the following improvements on public lands within districts 1, 2, and 3 of the Canyon Creek Subdivisions including: sweeping, street lights and lighting costs, storm drain lines, including necessary cleaning, repairs, replacement, electric current, supervision, debris removal, engineering and inspection.

**DEPARTMENTAL GOALS FOR FY 2013-2014**

- Continue to provide services which enhance the quality of life of our residents and employees in an environment of safety, courtesy, integrity and respect
- Continue the maintenance and operation of the above described improvements on public lands within districts 1, 2, and 3 of the Canyon Creek Subdivisions
- Reinstate full "Street Sweeping Services" either by expending the existing contract, or engage Tri-City Disposal to provide the services, which is included as an option in the Franchise Agreement
- Street Pavement Assessment & Prioritization Project
- Complete Right of Way Mapping

**FY 2013-2014 RECOMMENDED BUDGET**

*FUND 304*

The Department's FY 2013-2014 Recommended Budget represents an increase of \$2,821 or 11.64% in expenditures, and an increase of \$2,218 or 6.4% in revenues, when compared to the FY 2012-2013 Approved Budget. As a result, the Requested Net Cost is decreased by (\$603).



### FUND 306

The Department's FY 2013-2014 Recommended Budget represents an increase of \$2,985 or 13% in expenditures, and an increase of \$1,411 or 4.3% in revenues, when compared to the FY 2012-2013 Approved Budget. As a result, the Requested Net Cost is increased by \$1,574.

### FUND 308

The Department's FY 2013-2014 Recommended Budget represents an increase of \$2,635 or 8% in expenditures, and an increase of \$3,413 or 8% in revenues, when compared to the FY 2012-2013 Approved Budget. As a result, the Requested Net Cost is decreased by (\$778).

### Estimated Fund Balance

The year-end Fund Balances estimates are \$170,000 for Fund 304; \$130,000 for Fund 306; and \$150,000 for Fund 308 as of June 30, 2013, which are more than sufficient to cover the Net Costs of these funds.

### Revenues

Revenues estimates have been increased as a result of the actual property taxes coming in higher than expected the two prior years.

### Personnel

These budgets reflect their share of the personnel costs for the City's Street Sweeping Program.

### Services and Supplies

This category reflects the necessary items to provide the maintenance to these three districts. This includes (a) \$5,513 for Street Pavement Assessment & Prioritization Project; and (b) \$3,669 for Right of Way Mapping.

### Capital Projects/Fixed Assets

These budgets reflect the continuing restoration of Burgundy Way/Gonzales Slough Bank, and Slope Maintenance Project along Canyon Creek Park, and Street maintenance.

### Transfer

All three funds reflect transfers to the Street Fund to cover their share of utilities and other expenditures.

## **MAJOR POLICY CONSIDERATIONS**

The property tax assessments generated by these three districts are intended to minimize the maintenance financial impacts generated by the development of this subdivision on the City's General Fund.

City Of Gonzales

Month: 5/31/2013	Prior Year	Current Year		Actual Thru May	Estimated Total	(6)	(7)	(8)
	Actual	Original Budget	Amended Budget			Staff YE Est	FY 2013/2014	
Fund: 304 - Canyon Creek Maintenance #1								
Revenues								
Dept: 000								
5110.000 Property Taxes-Secured	31,982	31,982	31,982	33,528	31,982	31,982	34,200	
5130.000 Property Taxes-Prior Year	3,807	2,000	2,000	2,072	2,000	2,000	2,000	
5515.000 Interest Income	491	250	250	117	250	250	250	
Dept: 000	36,280	34,232	34,232	35,717	34,232	34,232	36,450	0
Total Revenues	36,280	34,232	34,232	35,717	34,232	34,232	36,450	0
Expenditures								
Dept: 000								
6110.000 Salaries-Regular Pay	80	1,555	1,555	0	1,555	1,555	1,620	
6111.000 Salaries-Overtime Pay	0	15	15	0	15	15	15	
6112.000 Salaries-Extra Help	0	0	0	0	0			
6113.000 Salaries-Differentials	0	0	0	0	0			
6132.000 Retirement - PERS	248	300	300	105	300	310	310	
6140.000 Life and Disability Insurance	18	27	27	14	27	28	28	
6150.000 Workers Comp Insurance	17	17	17	17	17	17	17	
6160.000 Social Security	6	120	120	0	120	125	125	
6170.000 Health and Dental Insurance	151	324	324	103	324	324	324	
6190.000 Other Payroll Tax	0	0	0	0	0			
6210.000 Special Departmental Expenses	0	0	0	0	0			
6212.000 Maintenance Supplies	0	0	65	62	65	65	65	
6213.000 Oils and Lubricants	402	0	175	389	175	175	175	
6225.000 Utilities	2,240	2,373	2,373	1,891	2,373	2,373	2,373	
6230.000 Legal and Accounting	18	1,780	1,780	53	1,780	1,780	1,780	
6235.000 Engineering and Surveying	413	1,780	1,780	474	1,780	1,780	1,780	
6245.000 Other Contractual Services	1,023	1,500	4,000	3,512	4,000	4,000	4,000	
6248.000 Street Sweeping	0	300	300	0	300	300	300	
6250.000 Rental	0	0	0	0	0			
6255.000 Liability Insurance	0	0	0	0	0			
6260.000 Advertising	216	297	297	0	297	297	297	
6530.000 Capital Outlay-Improvements	0	0	0	0	0			
6900.000 Transfers to General Fund	4,400	4,400	4,400	2,200	4,400	4,400	4,400	
6927.000 Transfer to Street Fund [130]	9,412	9,400	9,400	4,700	9,400	9,400	9,400	
Dept: 000	18,644	24,188	26,928	13,520	26,928	26,944	27,009	0
Total Expenditures	18,644	24,188	26,928	13,520	26,928	26,944	27,009	0
Canyon Creek Maintenance #1	17,636	10,044	7,304	22,197	7,304	7,288	9,441	0

City Of Gonzales

Month: 5/31/2013	Prior	Current Year				(6)	(7)	(8)
	Year Actual	Original Budget	Amended Budget	Actual Thru May	Estimated Total	Staff YE Est	FY 2013/2014	
Fund: 306 - Canyon Creek Maintenance #2								
Revenues								
Dept: 000								
5110.000	31,589	31,589	31,589	32,459	32,459	31,589	33,000	
5130.000	1,139	700	700	0	700	700	700	
5515.000	332	260	260	79	260	260	260	
5821.000	0	0	0	0	0			
Dept: 000	33,060	32,549	32,549	32,538	33,419	32,549	33,960	0
Total Revenues	33,060	32,549	32,549	32,538	33,419	32,549	33,960	0
Expenditures								
Dept: 000								
6110.000	80	1,555	1,555	0	1,555	1,555	1,620	
6111.000	0	15	15	0	15	15	15	
6112.000	0	0	0	0	0			
6113.000	0	0	0	0	0			
6132.000	248	296	296	105	296	310	310	
6140.000	18	27	27	14	27	28	28	
6150.000	17	17	17	17	17	17	17	
6160.000	6	120	120	0	120	125	125	
6170.000	151	324	324	103	324	324	324	
6210.000	0	0	0	0	0			
6212.000	0	0	0	0	0			
6213.000	402	0	400	389	400	400	400	
6225.000	2,264	2,342	2,342	1,891	2,342	2,342	2,342	
6230.000	18	1,756	1,756	53	1,756	1,756	1,756	
6235.000	413	1,756	1,756	474	1,756	1,756	1,756	
6245.000	971	1,300	3,800	3,512	3,800	3,800	3,800	
6248.000	0	0	0	0	0			
6250.000	0	0	0	0	0			
6255.000	0	0	0	0	0			
6260.000	216	293	293	0	293	293	293	
6530.000	0	0	0	0	0			
6900.000	3,900	3,900	3,900	1,950	3,900	3,900	3,900	
6927.000	9,350	9,400	9,400	4,700	9,400	9,400	9,400	
Dept: 000	18,054	23,101	26,001	13,208	26,001	26,021	26,086	0
Total Expenditures	18,054	23,101	26,001	13,208	26,001	26,021	26,086	0
Canyon Creek Maintenance #2	15,006	9,448	6,548	19,330	7,418	6,526	7,874	0

BUDGET WORKSHEET

City Of Gonzales

Month: 5/31/2013	Prior Year Actual	Current Year		Actual Thru May	Estimated Total	(6) Staff YE Est	(7) FY 2013/2014	(8)
		Original Budget	Amended Budget					
Fund: 308 - Canyon Creek Maintenance #3								
Revenues								
Dept: 000								
5110.000 Property Taxes-Secured	41,587	41,587	41,587	23,041	23,041	41,587	45,000	
5130.000 Property Taxes-Prior Year	410	400	400	21,195	21,195	400	400	
5515.000 Interest Income	336	260	260	80	260	260	260	
5821.000 Other Income - Reimbursements	0	0	0	0	0			
Dept: 000	42,333	42,247	42,247	44,316	44,496	42,247	45,660	0
Total Revenues	42,333	42,247	42,247	44,316	44,496	42,247	45,660	0
Expenditures								
Dept: 000								
6110.000 Salaries-Regular Pay	134	2,592	2,592	0	2,592	2,592	2,695	
6111.000 Salaries-Overtime Pay	0	25	25	0	25	25	25	
6113.000 Salaries-Differentials	0	0	0	0	0			
6132.000 Retirement - PERS	413	494	494	176	494	515	515	
6140.000 Life and Disability Insurance	30	45	45	23	45	46	46	
6150.000 Workers Comp Insurance	28	28	28	28	28	28	28	
6160.000 Social Security	10	200	200	0	200	210	210	
6170.000 Health and Dental Insurance	252	540	540	171	540	540	540	
6190.000 Other Payroll Tax	0	0	0	0	0			
6210.000 Special Departmental Expenses	0	0	0	0	0			
6212.000 Maintenance Supplies	0	1,000	1,000	0	1,000	1,000	1,000	
6225.000 Utilities	2,264	3,285	3,285	1,891	3,285	3,285	3,285	
6230.000 Legal and Accounting	18	2,464	2,464	53	2,464	2,464	2,464	
6235.000 Engineering and Surveying	453	2,464	2,464	585	2,464	2,464	2,464	
6245.000 Other Contractual Services	917	1,500	4,000	3,512	4,000	4,000	4,000	
6248.000 Street Sweeping	0	300	300	0	300	300	300	
6250.000 Rental	0	0	0	0	0			
6255.000 Liability Insurance	0	0	0	0	0			
6260.000 Advertising	216	411	411	0	411	411	411	
6530.000 Capital Outlay-Improvements	0	0	0	0	0			
6900.000 Transfers to General Fund	3,600	3,600	3,600	1,800	3,600	3,600	3,600	
6927.000 Transfer to Street Fund [130]	11,236	11,200	11,200	5,600	11,200	11,200	11,200	
Dept: 000	19,571	30,148	32,648	13,839	32,648	32,880	32,783	0
Total Expenditures	19,571	30,148	32,648	13,839	32,648	32,880	32,783	0
Canyon Creek Maintenance #3	22,762	12,099	9,599	30,477	11,848	9,567	12,877	0

**Cipriani Estates Parks & Open Space Maintenance  
Assessment District  
Budget Narrative for FY 2013-2014  
Budget Fund 310**

**DEPARTMENTAL MISSION**

This Assessment District is administered by the Public Works Department whose Mission supports the Vision of the City by working to enhance the quality of life of our residents and employees in an environment of safety, courtesy, integrity, and respect. In order to do so, the Department: 1) recognizes quality service to our customers, and the residents of this community are our number one priority; 2) recognizes that a "can-do" attitude is our most valuable resource; 3) provides all services in an ethical, honest, and equitable manner; 4) demonstrates pride and commitment to the work being done by being enthusiastic and professional; 5) is committed to providing services that are responsive, innovative, and fiscally sound; and 6) recognizes the critical importance of working in partnership with the business community in developing a diverse, economically stable City.

**ACCOMPLISHMENTS FOR FY 2012-2013**

- Took over the subdivision
- Replaced missing Street Signs
- Replaced the lettering on the entry Monument
- Repaired damaged emergency doors
- Installed new playground for the 2 – 12 age group in the Venice Way Park

**DEPARTMENTAL GOALS FOR FY 2013-2014**

- Provide maintenance, operation and replacement of all public landscaping and irrigation improvements on landscape strips of land adjacent to curbs of the subdivision streets, including monument signs, planter walls, grass berms, retention ponds, parks or tot lots, boundary walls and bank protection, appurtenant irrigation systems; and ornamental plantings including lawns, shrubs, and trees
- Solicit Requests for Proposals for "Park & Landscape Maintenance Services"
- Purchase the Venice Way Park Lots from Monterey County Tax Collectors Office

**FY 2013-2014 RECOMMENDED BUDGET**

The Department's FY 2013-2014 Recommended Budget represents an increase of \$400 or .006% in expenditures, and a decrease of (\$1,508) or (4%) in revenues, when compared to the FY 2012-2013 Approved Budget. As a result, the Requested Net Cost is increased by \$1,908.

Revenues

Revenues are up because they reflect property taxes from the actual levels of the prior two years.

Estimated Fund Balance

The year-end Fund Balance is estimated to be \$100,000 as of June 30, 2013, which is sufficient to offset the Net Cost.

Personnel

Supports the City of Gonzales General Fund administrative expenses.

Services and Supplies

Refer to the Departmental Goals for FY 2013-2014 for descriptions of services provided by the district.

Capital Projects/Fixed Assets

The budget includes \$65,000 to purchase the Venice Way Park Playground lots from Monterey County Tax Collector's Office.

**MAJOR POLICY CONSIDERATIONS**

The property tax assessments generated by the district are intended to minimize the maintenance financial obligations generated by the development of this subdivision on the City's General Fund.

BUDGET WORKSHEET

City Of Gonzales

Month: 5/31/2013	Prior Year Actual	Current Year				(6) Staff YE Est	(7) FY 2013/2014	(8)
		Original Budget	Amended Budget	Actual Thru May	Estimated Total			
Fund: 310 - Cipriani Estates Park Maint								
Revenues								
Dept: 000								
5110.000 Property Taxes-Secured	31,980	34,908	34,908	32,859	32,859	34,908	33,400	
5120.000 Property Taxes-Unsecured	0	0	0	0	0			
5130.000 Property Taxes-Prior Year	0	0	0	523	0			
5515.000 Interest Income	494	385	385	118	385	385	385	
Dept: 000	32,474	35,293	35,293	33,500	33,244	35,293	33,785	0
Total Revenues	32,474	35,293	35,293	33,500	33,244	35,293	33,785	0
Expenditures								
Dept: 000								
6210.000 Special Departmental Expenses	0	0	0	237	0			
6211.000 Office Supplies	0	0	0	0	0			
6212.000 Maintenance Supplies	360	0	400	2,934	400	400	400	
6225.000 Utilities	0	0	0	0	0			
6230.000 Legal and Accounting	53	4,000	4,000	158	4,000	4,000	4,000	
6235.000 Engineering and Surveying	5,486	4,000	4,000	968	4,000	4,000	4,000	
6245.000 Other Contractual Services	14,682	15,500	15,500	28,213	15,500	15,500	15,500	
6255.000 Liability Insurance	928	1,000	1,000	1,082	1,000	1,000	1,000	
6260.000 Advertising	415	500	500	0	500	500	500	
6530.000 Capital Outlay-Improvements	13,900	35,000	35,000	30,968	35,000	35,000	35,000	
6900.000 Transfers to General Fund	5,000	5,000	5,000	2,500	5,000	5,000	5,000	
Dept: 000	40,824	65,000	65,400	67,060	65,400	65,400	65,400	0
Total Expenditures	40,824	65,000	65,400	67,060	65,400	65,400	65,400	0
Cipriani Estates Park Maint	-8,350	-29,707	-30,107	-33,560	-32,156	-30,107	-31,615	0

**Cipriani Estates Benefit Assessment District  
Budget Narrative for FY 2013-2014  
Budget Fund 312**

**DEPARTMENTAL MISSION**

This Assessment District is administered by the Public Works Department whose Mission supports the Vision of the City by working to enhance the quality of life of our residents and employees in an environment of safety, courtesy, integrity, and respect. In order to do so, the Department: 1) recognizes quality service to our customers, and the residents of this community are our number one priority; 2) recognizes that a "can-do" attitude is our most valuable resource; 3) provides all services in an ethical, honest, and equitable manner; 4) demonstrates pride and commitment to the work being done by being enthusiastic and professional; 5) is committed to providing services that are responsive, innovative, and fiscally sound; and 6) recognizes the critical importance of working in partnership with the business community in developing a diverse, economically stable City.

**ACCOMPLISHMENTS FOR FY 2012-2013**

The City took over the maintenance of the Cipriani Estates Subdivision.

**DEPARTMENTAL GOALS FOR FY 2013-2014**

- Continue to provide services which enhance the quality of life of our residents and employees in an environment of safety, courtesy, integrity and respect
- Provide maintenance and operation of the following improvements on public lands within the Cipriani Estates Subdivision including: sweeping, street lights and lighting costs, storm drain lines, including necessary cleaning, repairs, replacement, electric current, supervision, debris removal, engineering and inspection
- Solicit Requests for Proposals for "Street Sweeping Services"
- Street Pavement Assessment & Prioritization Project
- Complete Right of Way Mapping

**FY 2013-2014 RECOMMENDED BUDGET**

The Department's FY 2013-2014 Recommended Budget represents a minimal change in expenditures, and an increase of \$1,922 or 4% in revenues, when compared to the FY 2012-2013 Approved Budget. As a result, the Requested Net Cost is decreased by (\$1,810).



Revenues

Revenues are down to reflect the actual property taxes received over the prior two years.

Estimated Fund Balance

The year-end Fund Balance is estimated to be \$270,000 as of June 30, 2013.

Personnel

Reflected in this category is this district's share of the personnel cost of the City's Street Sweeping Program.

Services and Supplies

This category reflects the necessary items to provide the maintenance services to the district. This budget also includes (a) \$3,675 for the Street Pavement Assessment & Prioritization Project; and (b) \$3,669 for Right of Way Mapping.

Capital Projects/Fixed Assets

There are no capital projects/fixed assets for this budget.

Transfer

Reflects a transfer to the Street Fund to cover its share of utilities, the Street Sweeper, and other expenditures.

**MAJOR POLICY CONSIDERATIONS**

The property tax assessment generated is intended to minimize the maintenance financial obligations generated by the development of this subdivision on the City's General Fund.

BUDGET WORKSHEET

City Of Gonzales

Month: 5/31/2013	Prior Year	Current Year		Actual Thru May	Estimated Total	(6)	(7)	(8)
	Actual	Original Budget	Amended Budget			Staff YE Est	FY 2013/2014	
Fund: 312 - Cipriani Estates Maintenance								
Revenues								
Dept: 000								
5110.000 Property Taxes-Secured	46,228	46,228	46,228	47,278	47,278	46,228	48,150	
5120.000 Property Taxes-Unsecured	0	0	0	0	0			
5130.000 Property Taxes-Prior Year	0	0	0	710	0			
5515.000 Interest Income	770	580	580	219	580	580	580	
Dept: 000	46,998	46,808	46,808	48,207	47,858	46,808	48,730	0
Total Revenues	46,998	46,808	46,808	48,207	47,858	46,808	48,730	0
Expenditures								
Dept: 000								
6110.000 Salaries-Regular Pay	107	2,073	2,073	0	2,073	2,073	2,160	
6111.000 Salaries-Overtime Pay	0	20	20	0	20	20	20	
6113.000 Salaries-Differentials	0	0	0	0	0			
6132.000 Retirement - PERS	330	395	395	140	395	410	410	
6140.000 Life and Disability Insurance	24	35	35	18	35	35	35	
6150.000 Workers Comp Insurance	22	22	22	22	22	22	22	
6160.000 Social Security	8	160	160	0	160	170	170	
6170.000 Health and Dental Insurance	202	432	432	137	432	432	432	
6210.000 Special Departmental Expenses	0	0	0	0	0			
6212.000 Maintenance Supplies	0	200	200	0	200	200	200	
6225.000 Utilities	2,384	3,000	3,000	1,993	3,000	3,000	3,000	
6230.000 Legal and Accounting	53	4,000	4,000	158	4,000	4,000	4,000	
6235.000 Engineering and Surveying	825	3,000	3,000	186	3,000	3,000	3,000	
6245.000 Other Contractual Services	328	4,000	4,000	0	4,000	4,000	4,000	
6248.000 Street Sweeping	0	3,000	3,000	0	3,000	3,000	3,000	
6251.000 Storm Drain Repairs	0	1,500	1,500	0	1,500	1,500	1,500	
6260.000 Advertising	969	500	500	0	500	500	500	
6530.000 Capital Outlay-Improvements	0	0	0	0	0			
6900.000 Transfers to General Fund	5,400	5,400	5,400	2,700	5,400	5,400	5,400	
6927.000 Transfer to Street Fund [130]	7,666	7,700	7,700	3,850	7,700	7,700	7,700	
Dept: 000	18,318	35,437	35,437	9,204	35,437	35,462	35,549	0
Total Expenditures	18,318	35,437	35,437	9,204	35,437	35,462	35,549	0
Cipriani Estates Maintenance	28,680	11,371	11,371	39,003	12,421	11,346	13,181	0

**Gonzales Industrial Park Landscape District  
Budget Narrative for FY 2013-2014  
Budget Fund 314**

**DEPARTMENTAL MISSION**

This Assessment District is administered by the Public Works Department whose Mission supports the Vision of the City by working to enhance the quality of life of our residents and employees in an environment of safety, courtesy, integrity, and respect. In order to do so, the Department: 1) recognizes quality service to our customers, and the residents of this community are our number one priority; 2) recognizes that a "can-do" attitude is our most valuable resource; 3) provides all services in an ethical, honest, and equitable manner; 4) demonstrates pride and commitment to the work being done by being enthusiastic and professional; 5) is committed to providing services that are responsive, innovative, and fiscally sound; and 6) recognizes the critical importance of working in partnership with the business community in developing a diverse, economically stable City.

**DEPARTMENTAL PROGRAMS**

This fund is used to reflect the expenditures necessary to maintain the Gonzales Industrial Park landscape infrastructure.

**ACCOMPLISHMENTS FOR FY 2012-2013**

Completed the Percolation Pond Landscaping Project.

**DEPARTMENTAL GOALS FOR FY 2013-2014**

- Provide maintenance and operation of all public landscaping and irrigation improvements
- As the Industrial Park is developed, complete all the landscaping improvements required
- Solicit Requests for Proposals for "Park & Landscape Maintenance Services"
- Solicit Requests for Proposals for "Streetscape & Pond Maintenance Services"

**FY 2013-2014 RECOMMENDED BUDGET**

The Department's FY 2013-2014 Recommended Budget represents an increase of \$3,277 or 12% in expenditures, and an increase of \$19,766 or 86% in revenues, when compared to the FY 2012-2013 Approved Budget. As a result, the Requested Net Cost is decreased by (\$16,489).

### Revenues

Revenues are up because the actual amount received in FY 2012-2013 was more than anticipated.

### Estimated Fund Balance

The year-end Fund Balance is estimated to be \$150,000 as of June 30, 2013.

### Personnel

There are minimal personnel costs reflected in this budget.

### Services and Supplies

The main items in this category are: (a) contractual services to out source the maintenance of the landscaping as needed; (b) legal, accounting and engineering services required for the annual reports, and calculation to adjust the assessment; (c) a transfer to the Street Fund to offset administration; and (d) the annual contribution to the reserve for the sound wall.

### Capital Projects/Fixed Assets

An Entryway Monument is being considered in the amount of \$10,000 from the reserve funds. No appropriation for this project is reflected; however, should this project become viable, a budget amendment will be brought back for approval.

## **MAJOR POLICY CONSIDERATIONS**

The property tax assessments generated by this district are intended to minimize the maintenance financial obligations generated by development of the Industrial Park on the City's General Fund.

BUDGET WORKSHEET

City Of Gonzales

Month: 5/31/2013	Prior Year Actual	Current Year		Actual Thru May	Estimated Total	(6) Staff YE Est	(7) FY 2013/2014	(8)
		Original Budget	Amended Budget					
Fund: 314 - Gonzales Ind Pk Landscape Main								
Revenues								
Dept: 000								
5110.000 Property Taxes-Secured	22,634	22,634	22,634	41,614	41,614	22,634	42,400	
5515.000 Interest Income	393	200	200	93	200	200	200	
5954.000 Transfer From Fund 316	0	0	0	0	0			
Dept: 000	23,027	22,834	22,834	41,707	41,814	22,834	42,600	0
Total Revenues	23,027	22,834	22,834	41,707	41,814	22,834	42,600	0
Expenditures								
Dept: 000								
6110.000 Salaries-Regular Pay	268	5,185	5,185	0	5,185	5,185	5,390	
6111.000 Salaries-Overtime Pay	0	50	50	0	50	50	50	
6132.000 Retirement - PERS	825	987	987	351	987	1,025	1,025	
6140.000 Life and Disability Insurance	61	88	88	46	88	88	88	
6150.000 Workers Comp Insurance	56	56	56	56	56	56	56	
6160.000 Social Security	20	400	400	0	400	420	420	
6170.000 Health and Dental Insurance	503	1,080	1,080	516	1,080	1,080	1,080	
6210.000 Special Departmental Expenses	0	0	0	0	0			
6212.000 Maintenance Supplies	0	0	504	504	504	504	504	
6225.000 Utilities	433	0	1,254	1,668	1,254	1,254	1,254	
6230.000 Legal and Accounting	53	3,000	3,000	158	3,000	3,000	3,000	
6235.000 Engineering and Surveying	453	3,000	3,000	745	3,000	3,000	3,000	
6245.000 Other Contractual Services	2,860	3,000	3,000	4,463	3,000	3,000	3,000	
6260.000 Advertising	419	500	500	0	500	500	500	
6530.000 Capital Outlay-Improvements	0	5,000	6,256	6,256	6,256	6,256	6,256	
6927.000 Transfer to Street Fund [130]	4,666	4,700	4,700	2,350	4,700	4,700	4,700	
Dept: 000	10,617	27,046	30,060	17,113	30,060	30,118	30,323	0
Total Expenditures	10,617	27,046	30,060	17,113	30,060	30,118	30,323	0
Gonzales Ind Pk Landscape Main	12,410	-4,212	-7,226	24,594	11,754	-7,284	12,277	0

**Gonzales Industrial Park Benefit Assessment District  
Budget Narrative for FY 2013-2014  
Budget Fund 316**

**DEPARTMENTAL MISSION**

This Assessment District is administered by the Public Works Department whose Mission supports the Vision of the City by working to enhance the quality of life of our residents and employees in an environment of safety, courtesy, integrity, and respect. In order to do so, the Department: 1) recognizes quality service to our customers, and the residents of this community are our number one priority; 2) recognizes that a "can-do" attitude is our most valuable resource; 3) provides all services in an ethical, honest, and equitable manner; 4) demonstrates pride and commitment to the work being done by being enthusiastic and professional; 5) is committed to providing services that are responsive, innovative, and fiscally sound; and 6) recognizes the critical importance of working in partnership with the business community in developing a diverse, economically stable City.

**DEPARTMENTAL PROGRAMS**

This fund is used to reflect the expenditures necessary to maintain the Gonzales Industrial Park road and landscape infrastructure.

**ACCOMPLISHMENTS FOR FY 2012-2013**

Worked with the developer and completed all the offsite improvements necessary for the Business Park.

**DEPARTMENTAL GOALS FOR FY 2013-2014**

- Provide maintenance and operation of certain areas in the Gonzales Industrial Park including: sweeping, street lights and lighting costs, storm drain lines, including necessary cleaning, repairs, replacement, electric current, supervision, debris removal, engineering and inspection, and any and all other items of work necessary and incidental for the proper maintenance and operation of the district
- Reinstate full "Street Sweeping Services" either by expending the existing contract, or engage Tri-City Disposal to provide the services, which is included as an option in the Franchise Agreement
- Street Pavement Assessment & Prioritization Project
- Complete Right of Way Mapping

## **FY 2012-2013 RECOMMENDED BUDGET**

The Department's FY 2013-2014 Recommended Budget represents no change in expenditures, and a decrease of (\$16,398) or (2.7%) in revenues, when compared to the FY 2012-2013 Approved Budget. As a result, the Requested Net Cost is increased by \$16,398.

### Revenues

Revenues are up because they are based on actual level from the previous two years.

### Estimated Fund Balance

The year-end Fund Balance is estimated to be \$150,000 as of June 30, 2013.

### Personnel

There are no personnel costs per say in the budget. The budget reflects a transfer to the General Fund to offset administration support.

### Services and Supplies

Refer to the Departmental Goals for FY 2013-2014 for descriptions of service provided by this district. It also reflects contract services to support the districts use of the Street Sweeping Program. This budget also includes (a) \$5,513 for Street Pavement Assessment & Prioritization Project; and (b) \$3,669 for Right of Way Mapping.

### Capital Projects/Fixed Assets

Not applicable.

## **MAJOR POLICY CONSIDERATIONS**

The property tax assessments generated by this district are intended to minimize the maintenance financial obligations generated by development of this subdivision on the City's General Fund.

BUDGET WORKSHEET

City Of Gonzales

Month: 5/31/2013	Prior	Current Year			(6)	(7)	(8)
	Year	Original	Amended	Actual Thru	Estimated		
	Actual	Budget	Budget	May	Total	Staff YE Est	FY 2013/2014
Fund: 316 - Gonzales Ind Pk Benefit Assess							
Revenues							
Dept: 000							
5110.000 Property Taxes-Secured	58,798	58,798	58,798	41,614	41,614	58,798	42,400
5515.000 Interest Income	330	250	250	95	250	250	250
Dept: 000	59,128	59,048	59,048	41,709	41,864	59,048	42,650
Total Revenues	59,128	59,048	59,048	41,709	41,864	59,048	42,650
Expenditures							
Dept: 000							
6210.000 Special Departmental Expenses	0	0	0	0	0		
6212.000 Maintenance Supplies	521	0	0	0	0		
6225.000 Utilities	1,416	8,000	8,000	1,659	8,000	8,000	8,000
6230.000 Legal and Accounting	53	3,000	3,000	158	3,000	3,000	3,000
6235.000 Engineering and Surveying	453	3,000	3,000	469	3,000	3,000	3,000
6245.000 Other Contractual Services	15,951	18,000	18,000	15,934	18,000	18,000	18,000
6248.000 Street Sweeping	0	7,700	7,700	0	7,700	7,700	7,700
6260.000 Advertising	969	500	500	0	500	500	500
6530.000 Capital Outlay-improvements	0	0	0	0	0		
6900.000 Transfers to General Fund	9,000	9,100	9,100	4,550	9,100	9,100	9,100
6952.000 Transfer to Fund 314	0	0	0	0	0		
Dept: 000	28,363	49,300	49,300	22,770	49,300	49,300	49,300
Total Expenditures	28,363	49,300	49,300	22,770	49,300	49,300	49,300
Gonzales Ind Pk Benefit Assess	30,765	9,748	9,748	18,939	-7,436	9,748	-6,650



# **Agricultural Industrial Park Federal Grant Budget Narrative for FY 2013-2014 Budget Fund 407**

## **DEPARTMENTAL MISSION**

This fund is administered by the Public Works Department whose Mission supports the Vision of the City by working to enhance the quality of life of our residents in an environment of safety, courtesy, integrity, and respect. In order to do so, the Department: 1) recognizes quality service to our customers, and the residents of this community are our number one priority; 2) recognizes that a "can-do" attitude is our most valuable resource; 3) provides all services in an ethical, honest, and equitable manner; 4) demonstrates pride and commitment to the work being done by being enthusiastic and professional; 5) is committed to providing services that are responsive, innovative, and fiscally sound; and 6) recognizes the critical importance of working in partnership with the business community in developing a diverse, economically stable City.

## **DEPARTMENTAL PROGRAMS**

This fund was established to track the expenditures and revenues for the construction and development of the Gonzales Agricultural Industrial Business Park.

## **ACCOMPLISHMENTS FOR FY 2012-2013**

Continued a proactive approach to the development of the Industrial Park.

## **DEPARTMENTAL GOALS FOR FY 2013-2014**

- Continue to work with the developer and private sector to develop and occupy the park
- Continue to work to extend the landscaping east back towards town, along Gonzales River Road
- Continue to work on the developing and constructing of the northern road entrance into the Industrial Park, and submit an Economic Development Grant application to acquire the funding
- Work with the Monterey Business Council to develop a Countywide Marketing Website

## **FY 2013-2014 RECOMMENDED BUDGET**

The Department's FY 2013-2014 Recommended Budget represents an increase of \$5,000 or 100% in expenditures, and a small change in revenues, when compared to the FY

2012-2013 Approved Budget. As a result, the Requested Net Cost is increased by \$4,950.

Estimated Fund Balance

The year-end fund balance is estimated to be \$18,000 as of June 30, 2013 which is sufficient to cover the fund's Net Cost.

Revenues

This budget reflects no revenue.

Personnel

Not applicable.

Services and Supplies

The budget includes funds for efforts to enhance economic development for the City's contribution to the development of the Countywide Marketing Website.

Capital Projects/Fixed Assets

There are no projects reflected in the budget.

**MAJOR POLICY CONSIDERATIONS**

The continuing development and occupancy of the Industrial Park is a top priority of the City. To these ends, staff continues to work in a close partnership with the developers (American Cooling, Inc.), and other private interest to make this happen.

BUDGET WORKSHEET

City Of Gonzales

Month: 5/31/2013	Prior Year Actual	Current Year			Estimated Total	(6) Staff YE Est	(7) FY 2013/2014	(8)
		Original Budget	Amended Budget	Actual Thru May				
Fund: 407 - Ag Ind. Park Federal Grant								
Revenues								
Dept: 000								
5515.000 Interest Income	132	0	50	21	50	50	50	
5665.000 TDA Revenue	0	0	0	0	0			
5670.000 EDA Grant	0	0	0	0	0			
5821.000 Other Income - Reimbursements	0	0	0	0	0			
5900.000 Transfer from Water	0	0	0	0	0			
5905.000 Transfer from Sewer	0	0	0	0	0			
5935.000 Transfer from Gonzales SA	0	0	0	0	0			
5952.000 Transfers From 140	0	0	0	0	0			
5955.000 Transfer From Fund 230	0	0	0	0	0			
Dept: 000	132	0	50	21	50	50	50	0
Total Revenues	132	0	50	21	50	50	50	0
Expenditures								
Dept: 000								
6210.000 Special Departmental Expenses	0	0	0	0	0			
6230.000 Legal and Accounting	0	0	0	0	0			
6235.000 Engineering and Surveying	0	0	0	0	0			
6245.000 Other Contractual Services	13,322	5,000	5,000	5,000	5,000	5,000	10,000	
6530.000 Capital Outlay-Improvements	0	0	0	0	0			
6953.000 Transfer to Fund 250	0	0	0	0	0			
Dept: 000	13,322	5,000	5,000	5,000	5,000	5,000	10,000	0
Total Expenditures	13,322	5,000	5,000	5,000	5,000	5,000	10,000	0
Ag Ind. Park Federal Grant	-13,190	-5,000	-4,950	-4,979	-4,950	-4,950	-9,950	0

**Shopping Center REDIP  
Budget Narrative for FY 2013-2014  
Budget Fund 420**

**DEPARTMENTAL MISSION**

This is one of the assessment districts that transfer funds to the Debt Service Fund through the Public Financing Debt Authority to pay off some bonds.

**DEPARTMENTAL PROGRAMS**

This loan was paid in full a few years ago by the City; as a result, the revenue generated from the car wash and McDonald's payments are revenue to the City.

**ACCOMPLISHMENTS FOR FY 2012-2013**

Not applicable.

**DEPARTMENTAL GOALS FOR FY 2013-2014**

Not Applicable.

**FY 2013-2014 RECOMMENDED BUDGET**

The Fund's FY 2013-2014 Recommended Budget represents no change when compared to the FY 2012-2013 Approved Budget. As a result, the Requested Net Cost remains the same.

Personnel

Not applicable.

Services and Supplies

Not applicable.

Capital Projects/Fixed Assets

Not applicable.

**MAJOR POLICY CONSIDERATIONS**

Not applicable.

BUDGET WORKSHEET

City Of Gonzales

Month: 5/31/2013	Prior	Current Year			(6)	(7)	(8)
	Year Actual	Original Budget	Amended Budget	Actual Thru May	Estimated Total	Staff YE Est	FY 2013/2014
Fund: 420 - Shopping Center REDIP							
Revenues							
Dept: 000							
5110.000 Property Taxes-Secured	7,196	7,196	7,196	7,196	7,196	7,196	7,196
5120.000 Property Taxes-Unsecured	0	0	0	0	0		
5130.000 Property Taxes-Prior Year	0	0	0	0	0		
5140.000 Property Taxes-Supplemental	0	0	0	0	0		
5515.000 Interest Income	0	0	0	0	0		
Dept: 000	7,196	7,196	7,196	7,196	7,196	7,196	7,196
Total Revenues	7,196	7,196	7,196	7,196	7,196	7,196	7,196
Expenditures							
Dept: 000							
6210.000 Special Departmental Expenses	0	0	0	0	0		
6211.000 Office Supplies	0	0	0	0	0		
6212.000 Maintenance Supplies	0	0	0	0	0		
6265.000 Printing	0	0	0	0	0		
6316.000 Administrative Fees	0	700	0	0	0		
6610.000 Interest Expense	0	0	0	0	0		
6620.000 Principal Reduction	0	0	0	0	0		
6900.000 Transfers to General Fund	12,180	0	0	0	0		
Dept: 000	12,180	700	0	0	0	0	0
Total Expenditures	12,180	700	0	0	0	0	0
Shopping Center REDIP	-4,984	6,496	7,196	7,196	7,196	7,196	7,196

**Gonzales RDA Debt Service  
Budget Narrative for FY 2013-2014  
Budget Fund 425**

**DEPARTMENTAL MISSION**

This fund that was set up to receive the RDA tax increment and pay off the Bond sold in 2003 to infuse the RDA with capital. In addition, this fund used to reflect the 2006 Taxable Note (Tax-Increment) Financing generated by the RDA, but the issue was refunded in the 2011 RDA Financing Plan.

The tax increment was received and used to cover the annual debt service payment, as well as provide the 20% set aside for low and moderate housing. Any remaining funds were transferred to the RDA Administration and Capital Project Funds.

Unfortunately, the State eliminated Redevelopment Agencies in 2011 and this fund reflects no more activity; and as a result, this will be the last year that it appears in the City's Budget Document.

**ACCOMPLISHMENTS FOR FY 2012-2013**

The RDA was successfully transitioned to the Gonzales Successor Agency as required by the State.

**DEPARTMENTAL GOALS FOR FY 2013-2014**

Not Applicable.

**FY 2013-2014 RECOMMENDED BUDGET**

This fund has no activity and will be eliminated from the Annual Budget Narrative after the 2013-2014 Fiscal Year.

**MAJOR POLICY CONSIDERATIONS**

Not Applicable.

City Of Gonzales

Month: 5/31/2013	Prior Year Actual	Current Year				(6) Staff YE Est	(7) FY 2013/2014	(8)
		Original Budget	Amended Budget	Actual Thru May	Estimated Total			
Fund: 425 - Gonz RDA Debt Service Fund								
Revenues								
Dept: 000								
5110.000 Property Taxes-Secured	463,825	0	0	0	0			
5120.000 Property Taxes-Unsecured	33,713	0	0	0	0			
5130.000 Property Taxes-Prior Year	17,522	0	0	0	0			
5140.000 Property Taxes-Supplemental	24,059	0	0	0	0			
5159.000 Property Taxes - ERAF	0	0	0	0	0			
5165.000 RDA Bond Proceeds	0	0	0	0	0			
5261.000 Debt Services Tax	0	0	0	0	0			
5515.000 Interest Income	25,063	0	0	0	0			
5519.000 ERAF Adjustment	0	0	0	0	0			
5612.000 H.O.P.T.R.	1,047	0	0	0	0			
5820.000 Other Income - Misc Payments	0	0	0	0	0			
5890.000 Extraordinary Gain / Los	419,928	0	0	0	0			
5930.000 Transfer from General Fund	0	0	0	0	0			
5935.000 Transfer from Gonzales SA	0	0	0	0	0			
Dept: 000	985,157	0	0	0	0	0	0	0
Total Revenues	985,157	0	0	0	0	0	0	0
Expenditures								
Dept: 000								
6210.000 Special Departmental Expenses	15	0	0	0	0			
6211.000 Office Supplies	0	0	0	0	0			
6230.000 Legal and Accounting	0	0	0	0	0			
6245.000 Other Contractual Services	2,000	0	0	0	0			
6315.000 County Administrative Fees	0	0	0	0	0			
6316.000 Administrative Fees	0	0	0	0	0			
6325.000 Contingency Account	0	0	0	0	0			
6332.000 SA Debt Service Payments	185,000	0	0	0	0			
6610.000 Interest Expense	405,713	0	0	0	0			
6620.000 Principal Reduction	0	0	0	0	0			
6635.000 Bond Issuance Costs	-20,512	0	0	0	0			
6900.000 Transfers to General Fund	0	0	0	0	0			
6935.000 Transfer to RDA	109,854	0	0	0	0			
6940.000 Transfer to RDA Capital Proj's	0	0	0	0	0			
Dept: 000	682,070	0	0	0	0	0	0	0
Total Expenditures	682,070	0	0	0	0	0	0	0

City Of Gonzales

	Prior Year Actual	Current Year				(6)	(7)	(8)
		Original Budget	Amended Budget	Actual Thru May	Estimated Total	Staff YE Est	FY 2013/2014	
Month: 5/31/2013								
Gonz RDA Debt Service Fund	303,087	0	0	0	0	0	0	0



**Gonzales Successor Agency  
Budget Narrative for FY 2013-2014  
Budget Fund 426**

**DEPARTMENTAL MISSION**

This fund was set up to track expenditures and revenues for the Gonzales Successor Agency. This is the process that was established by the State after the elimination of Redevelopment. As part of the elimination of Redevelopment, the State established a different process and organization structure to account for the tax increment. This process established a Successor Agency, Oversight Board, and a separate fund that would be used to reflect all tax increment proceeds.

**ACCOMPLISHMENTS FOR FY 2012-2013**

- The RDA was successfully transitioned to the Gonzales Successor Agency as required by the State.

**DEPARTMENTAL GOALS FOR FY 2013-2014**

- Continue the process to unwind the Gonzales Redevelopment Agency
- Continue to work with the DOF to have all the former obligations of the Gonzales Redevelopment recognized and approved for payment
- Continue to work with the DOF to receive the Certificate of Completion signifying a successful transition from the RDA to the Successor Agency

**FY 2013-2014 RECOMMENDED BUDGET**

The Fund's FY 2013-2014 Recommended Budget represents an increase of \$390,566 or 24% in expenditures, and a small decrease in revenues, when compared to the FY 2012-2013 Approved Budget. As a result, the Requested Net Cost decreases by (\$400,273).

Revenues

The budget reflects the revenue estimates of tax increment that will be received to cover all the ROPS of the Successor Agency.

Expenditures

The budget includes the debt service expenses of the former RDA, and the administrative costs of the Successor Agency.

## **MAJOR POLICY CONSIDERATIONS**

### ***A Portion of the RDA Financing Plan Bailout Implemented in 2011 Continues to be Disallowed by the State Department of Finance***

As has been presented to the Successor Agency Board and Council, the Department of Finance (DOF) has not approved the General Fund portion of the 2011 Financing Plan that was implemented to refinance the RDA 2006 Tax Anticipation Note (TAN). The General Fund portion was a Lease Revenue Bond financing that was done to generate the funds to lend the RDA in order to help refinance the 2006 TAN. As of the time of writing the Budget Document, DOF continues to disallow this cost as an Enforceable Obligation for the Gonzales Successor Agency. This continues to be a significant impact to the General Fund in the magnitude of \$380,000 annually. As a result, per Council direction, staff is completing the work to initiate a lawsuit against the DOF. If this issue is not resolved, this will be a significant impact to the General Fund, and will result in additional expenditure reductions, revenue increases, or a combination of both moving forward.

City Of Gonzales

Month: 5/31/2013	Prior Year Actual	Current Year		Actual Thru May	Estimated Total	(6) Staff YE Est	(7) FY 2013/2014	(8)
		Original Budget	Amended Budget					
Fund: 426 - City Successor Agency								
Revenues								
Dept: 000								
5110.000	624,453	1,248,000	1,248,000	732,176	1,248,000	1,248,000	1,248,000	
5120.000	0	0	0	0	0			
5130.000	0	0	0	0	0			
5140.000	0	0	0	0	0			
5159.000	0	0	0	0	0			
5165.000	0	0	0	0	0			
5515.000	13,970	15,000	10,000	1,935	10,000	10,000	4,000	
5530.000	0	0	0	0	0			
5612.000	0	0	0	0	0			
5821.000	0	0	1,293	1,293	1,293	1,293	1,293	
5860.000	4,011	40,000	40,000	6,010	40,000	40,000	40,000	
5890.000	-9,195,787	0	0	0	0			
5930.000	125,000	0	0	0	0			
Dept: 000	-8,428,353	1,303,000	1,299,293	741,414	1,299,293	1,299,293	1,293,293	0
Total Revenues	-8,428,353	1,303,000	1,299,293	741,414	1,299,293	1,299,293	1,293,293	0
Expenditures								
Dept: 000								
6110.000	37,827	91,130	91,130	78,500	91,130	92,800	92,800	
6111.000	1,006	0	2,000	2,635	2,000			
6111.500	0	0	0	0	0			
6112.000	0	0	0	0	0			
6113.000	725	1,250	1,250	1,594	1,250	1,250	1,250	
6114.000	0	0	0	0	0			
6120.000	0	0	0	0	0			
6130.000	0	0	0	0	0			
6131.000	961	3,400	3,400	2,106	3,400	3,475	3,475	
6132.000	6,830	17,136	17,136	6,996	17,136	17,400	17,400	
6140.000	200	1,265	1,265	716	1,265	1,265	1,265	
6150.000	0	775	775	775	775	775	775	
6160.000	2,996	7,155	7,155	5,861	7,155	7,290	7,290	
6170.000	5,258	12,150	12,150	13,812	12,150	12,150	12,150	
6210.000	0	10,000	10,000	99	10,000	10,000	10,000	
6211.000	0	5,000	5,000	143	5,000	5,000	5,000	
6212.000	38	0	0	0	0			
6225.000	5,627	0	10,000	5,807	10,000	10,000	10,000	
6230.000	9,570	0	28,000	23,620	28,000	28,000	28,000	

BUDGET WORKSHEET

City Of Gonzales

Month: 5/31/2013	Prior	Current Year			(6)	(7)	(8)	
	Year Actual	Original Budget	Amended Budget	Actual Thru May	Estimated Total	Staff YE Est	FY 2013/2014	
Fund: 426 - City Successor Agency								
Expenditures								
Dept: 000								
6245.000 Other Contractual Services	22,965	10,000	24,000	48,012	24,000	24,000	24,000	
6260.000 Advertising	2,925	16,800	5,000	0	5,000	5,000	5,000	
6275.000 Subscriptions and Training	85	100	500	233	500	500	500	
6315.000 County Administrative Fees	0	7,500	7,500	0	7,500	7,500	7,500	
6316.000 Administrative Fees	0	0	0	0	0			
6332.000 SA Debt Service Payments	0	195,000	195,000	0	195,000	195,000	195,000	
6333.000 SA Loan Payments	0	0	125,000	0	125,000	125,000	247,822	
6550.000 Depreciation	53,664	0	0	0	0			
6610.000 Interest Expense	416,693	524,066	524,066	0	524,066	524,066	574,066	
6635.000 Bond Issuance Costs	0	0	0	0	0			
6900.000 Transfers to General Fund	0	0	0	0	0			
6905.000 Transfers Out	0	0	50,000	0	50,000	50,000	50,000	
Dept: 000	567,370	902,727	1,120,327	190,909	1,120,327	1,120,471	1,293,293	0
Total Expenditures	567,370	902,727	1,120,327	190,909	1,120,327	1,120,471	1,293,293	0
City Successor Agency	-8,995,723	400,273	178,966	550,505	178,966	178,822	0	0

# **Gonzales Successor Agency - Housing Budget Narrative for FY 2013-2014 Budget Fund 427**

## **DEPARTMENTAL MISSION**

This fund was set up to track expenditures and revenues for the Gonzales Successor Agency – Housing Fund. This is the process that was established by the State after the elimination of Redevelopment. As part of the elimination of Redevelopment, the State established a different process and organization structure to account for the tax increment. This process established a Successor Agency, Oversight Board, and a separate fund that would be used to reflect all housing proceeds.

## **ACCOMPLISHMENTS FOR FY 2012-2013**

The RDA was successfully transitioned to the Gonzales Successor Agency – Housing as required by the State.

## **DEPARTMENTAL GOALS FOR FY 2013-2014**

- Continue the process to unwind the Gonzales Redevelopment Agency
- Continue to work with the DOF to have all the former obligations of the Gonzales Redevelopment recognized and approved for payment
- Continue to work with the DOF to receive the Certificate of Completion signifying a successful transition from the RDA to the Successor Agency

## **FY 2013-2014 RECOMMENDED BUDGET**

This is a first year fund and thus, it has no basis for comparison to the prior year. However, the fund reflects minimal expenditures and revenues.

### Revenues

The revenues for this fund are generated from the repayment of rehabilitation housing loans.

### Expenditures

The budget includes all former Redevelopment housing resources.

## **MAJOR POLICY CONSIDERATIONS**

### ***A Portion of the RDA Financing Plan Bailout Implemented in 2011 Continues to be Disallowed by the State Department of Finance***

As has been presented to the Successor Agency Board and Council, the Department of Finance (DOF) has not approved the General Fund portion of the 2011 Financing Plan that was implemented to refinance the RDA 2006 Tax Anticipation Note (TAN). The General Fund portion was a Lease Revenue Bond financing that was done to generate the funds to lend the RDA in order to help refinance the 2006 TAN. As of the time of writing the Budget Document, DOF continues to disallow this cost as an Enforceable Obligation for the Gonzales Successor Agency. This continues to be a significant impact to the General Fund in the magnitude of \$380,000 annually. As a result, per Council direction, staff is completing the work to initiate a lawsuit against the DOF. If this issue is not resolved, this will be a significant impact to the General Fund, and could result in additional expenditure reductions, revenue increases, or a combination of both moving forward.

BUDGET WORKSHEET

City Of Gonzales

Month: 5/31/2013	Prior	Current Year			(6)	(7)	(8)
	Year Actual	Original Budget	Amended Budget	Actual Thru May	Estimated Total	Staff YE Est	FY 2013/2014
Fund: 427 - Successory Agency - Housing							
Revenues							
Dept: 000							
5515.000 Interest Income	357	0	200	2,352	200	200	200
5860.000 Principal Payments Received	2,615	0	2,000	8,283	2,000	2,000	2,000
5890.000 Extraordinary Gain / Los	36,307	0	0	0	0		
Dept: 000	39,279	0	2,200	10,635	2,200	2,200	2,200
Total Revenues	39,279	0	2,200	10,635	2,200	2,200	2,200
Expenditures							
Dept: 000							
6210.000 Special Departmental Expenses	142	0	0	142	0		
Dept: 000	142	0	0	142	0	0	0
Total Expenditures	142	0	0	142	0	0	0
Successory Agency - Housing	39,137	0	2,200	10,493	2,200	2,200	2,200

**Gonzales River Road Assessment District  
Budget Narrative for FY 2013-2014  
Budget Fund 450**

**DEPARTMENTAL MISSION**

This is one of the assessment districts that transfer funds to the Debt Service Fund through the Public Finance Debt Authority to pay off some bonds.

**ACCOMPLISHMENTS FOR FY 2012-2013**

Not applicable.

**DEPARTMENTAL GOALS FOR FY 2013-2014**

Not Applicable.

**FY 2013-2014 RECOMMENDED BUDGET**

The Fund's FY 2013-2014 Recommended Budget represents no change in expenditures and, a minimal change in revenues, when compared to the FY 2012-2013 Approved Budget. As a result, the Requested Net Cost is increased by \$135.

*Estimated Fund Balance*

The year-end Fund Balance is estimated to be \$100,000 as of June 30, 2013, which is sufficient to cover the Net Cost.

*Revenues*

Revenues are down slightly from the FY 2012-2013 Budget amount.

*Personnel*

Not applicable.

*Services and Supplies*

Not applicable.

*Capital Projects/Fixed Assets*

Not applicable.



Debt Service

The combined payments for interest and principal are down slightly per the debt service schedule.

Transfers

Transfers reflect a partial payment to the General Fund for financing and administrative services rendered.

**MAJOR POLICY CONSIDERATIONS**

Not applicable.

City Of Gonzales

Month: 5/31/2013	Prior	Current Year				(6)	(7)	(8)
	Year Actual	Original Budget	Amended Budget	Actual Thru May	Estimated Total	Staff YE Est	FY 2013/2014	
Fund: 450 - Gonzales River Rd. Assess Dist								
Revenues								
Dept: 000								
5110.000	55,988	54,051	54,051	53,916	54,051	53,916	53,916	
5130.000	0	0	0	0	0			
5140.000	0	0	0	0	0			
5515.000	377	200	200	90	200	200	200	
5820.000	0	0	0	0	0			
5925.000	0	0	0	0	0			
Dept: 000	56,365	54,251	54,251	54,006	54,251	54,116	54,116	0
Total Revenues	56,365	54,251	54,251	54,006	54,251	54,116	54,116	0
Expenditures								
Dept: 000								
6210.000	0	0	0	0	0			
6211.000	0	0	0	0	0			
6240.000	0	0	0	0	0			
6315.000	0	0	0	0	0			
6316.000	585	700	700	605	700	700	700	
6610.000	18,455	16,478	16,478	7,740	16,478	16,478	16,478	
6620.000	35,000	35,000	35,000	35,000	35,000	35,000	35,000	
6900.000	0	50,000	50,000	25,000	50,000	50,000	50,000	
Dept: 000	54,040	102,178	102,178	68,345	102,178	102,178	102,178	0
Total Expenditures	54,040	102,178	102,178	68,345	102,178	102,178	102,178	0
Gonzales River Rd. Assess Dist	2,325	-47,927	-47,927	-14,339	-47,927	-48,062	-48,062	0

**Capital Infrastructure Fund  
Budget Narrative for FY 2013-2014  
Budget Fund 460**

**DEPARTMENTAL MISSION**

This fund is administered by the City Manager's Office whose Mission is to support the Vision and Mission of the City by providing professional leadership, develop innovative approaches, and creative partnerships in the management of the City and execution of City Council policies. This will be done by always holding to the highest ideals of public service and ethics.

**DEPARTMENTAL PROGRAMS**

This fund is used to pool resources from which the City may draw to finance local public capital improvements.

**ACCOMPLISHMENTS FOR FY 2012-2013**

- Provided funding for Grant Writing Services and the Sales Tax consultant work

**DEPARTMENTAL GOALS FOR FY 2013-2014**

- Continue to search for funding for critical infrastructure projects
- Continue to identify, develop, expand, and promote economic business and grant opportunities

**FY 2013-2014 RECOMMENDED BUDGET**

The Department's FY 2013-2014 Recommended Budget represents no change when compared to the 2012-2013 Approved Budget. As a result, the Requested Net Cost remains unchanged.

*Estimated Fund Balance*

The year-end Fund Balance is estimated to be \$290,000 as of June 30, 2013, which is sufficient to cover the Net Cost.

*Revenues*

The budget reflects revenue from principal payments from a few business loans provided.

*Personnel*

There are no personnel costs allocated in this fund.

### Services and Supplies

There are no services and supplies reflected in this budget at this time. However, this budget reflects \$5,000 for general business expenses like enhancing the website; \$8,000 for the City's contribution to the Salinas Valley Enterprise Zone; and \$17,000 as a place holder for possible consultants to provide service to enhance the City's revenue base, and/or economic development.

### Capital Projects/Fixed Assets

In order to preserve the remaining resources in this fund, no capital projects are recommended in the budget. However, staff will continue to search for funding for critical infrastructure, and hopes to use a small portion of the funds to leverage or match grant opportunities.

## **MAJOR POLICY CONSIDERATIONS**

There are no major policy considerations reflected in this budget.

City Of Gonzales

Month: 5/31/2013	Prior	Current Year				(6)	(7)	(8)
	Year	Original	Amended	Actual Thru	Estimated	Staff YE Est	FY 2013/2014	
	Actual	Budget	Budget	May	Total			
Fund: 460 - Infrastructure Improvement Fun								
Revenues								
Dept: 000								
5515.000 Interest Income	101,676	2,500	2,500	50,747	2,500	2,500	2,500	
5821.000 Other Income - Reimbursements	269	5,000	5,000	7,290	5,000	5,000	5,000	
5860.000 Principal Payments Received	3,168	7,000	7,000	1,778	7,000	7,000	7,000	
5955.000 Transfer From Fund 230	0	0	0	0	0			
5956.000 Transfers From Fund 240	0	0	0	0	0			
5965.000 Transfer from Fund 590	11,357	0	0	0	0			
Dept: 000	116,470	14,500	14,500	59,815	14,500	14,500	14,500	0
Total Revenues	116,470	14,500	14,500	59,815	14,500	14,500	14,500	0
Expenditures								
Dept: 000								
6210.000 Special Departmental Expenses	9,700	5,000	5,000	0	5,000	5,000	5,000	
6211.000 Office Supplies	0	0	0	0	0			
6235.000 Engineering and Surveying	0	0	0	0	0			
6245.000 Other Contractual Services	29,082	30,000	30,000	12,937	30,000	30,000	30,000	
6250.000 Rental	0	0	0	0	0			
6325.000 Contingency Account	0	0	0	0	0			
6328.000 Loan Advances	0	0	0	0	0			
6530.000 Capital Outlay-Improvements	-22,499	0	0	0	0			
6905.000 Transfers Out	68,646	0	0	0	0			
6930.000 Transfer to Water	0	0	0	0	0			
6932.000 Transfers to Sewer	0	0	0	0	0			
6940.000 Transfer to RDA Capital Proj's	500,000	0	0	0	0			
Dept: 000	584,929	35,000	35,000	12,937	35,000	35,000	35,000	0
Total Expenditures	584,929	35,000	35,000	12,937	35,000	35,000	35,000	0
Infrastructure Improvement Fun	-468,459	-20,500	-20,500	46,878	-20,500	-20,500	-20,500	0

# **Water Enterprise Fund Budget Narrative for FY 2013-2014 Budget Fund 520**

## **DEPARTMENTAL MISSION**

This Water Enterprise Fund and Program is administered by the Public Works Department whose Mission supports the Vision of the City by working to enhance quality of life of our residents in an environment of safety, courtesy, integrity, and respect. In order to do so, the Department: 1) recognizes quality service to our customers, and the residents of this community are our number one priority; 2) recognizes that a "can-do" attitude is our most valuable resource; 3) provides all services in an ethical, honest, and equitable manner; 4) demonstrates pride and commitment to the work being done by being enthusiastic and professional; 5) is committed to providing services that are responsive, innovative, and fiscally sound; and 6) recognizes the critical importance of working in partnership with the business community in developing a diverse, economically stable City.

## **DEPARTMENTAL PROGRAMS**

This budget is used to track all the expenditures and revenues for the management, maintenance, and operations of the City's Water System.

## **ACCOMPLISHMENTS FOR FY 2012-2013**

- Complied with all Regulatory Water Quality Sampling Requirements
- Distributed Consumer Confidence Reports for 2011 per SDHS & EPA requirements
- Managed and maintained the City Municipal Water & Distribution System, which delivered 1,282 acre-feet or 417 million gallons of potable water to its residents and businesses from the four active City water wells
- Provided and maintained security features at City wells and storage tank
- Maintained the City's Cross-Connection Control Program
- Assisted consumers with leak detection
- Provided Fire Flow Data upon request
- Provided water sampling testing information and data to various agricultural businesses in the City
- Replaced inactive water meters at various locations throughout the year
- Installed Solar Panel at Well #4, including a Supervisory Control Access and Data Acquisition (SCADA) System
- Completed the 1 Million Gallon Reservoir Seismic Connection and Valve Project

## **DEPARTMENTAL GOALS FOR FY 2013-2014**

The Department Goals are to strive and meet the spirit of the Public Works Department's "Mission Statement." The following are some of the Department's Goals:

- Endeavor to meet all Regulatory Sampling Requirements

- Endeavor to provide day to day operational services to all of the residents of the City of safe potable water without any interruptions
- Endeavor to keep Consumer Confidence
- Continue the replacement of water meters at various locations
- Train for Water Treatment & Distribution Operators, and administrative support staff
- Replace the ACP Water Mains on Cielo Vista Drive, Del Monte & Rincon
- Maintenance on 1 Million Gallon Tank (interior coating)
- Water Main extension on South Alta Street
- Install a emergency generator at the water tank sites

## **FY 2013-2014 RECOMMENDED BUDGET**

The Department's FY 2013-2014 Recommended Budget represents an overall increase of \$1,744,404 or 88% in expenditures, and an increase of \$102,554 or 6% in revenues, when compared to the FY 2012-2013 Approved Budget. As a result, the Requested Net Cost is increased by \$1,641,850.

### Estimated Fund Balance

The year-end Fund Balance is estimated to be \$3.1 million as of June 30, 2013, which is more than sufficient to cover the Net Cost of \$2,038,531.

### Revenues

Revenues are up slightly as a result of the upward trend established in the prior two fiscal years.

### Personnel

The Public Works Department provides the personnel requirements for the Water Enterprise program. For example, some of the costs associated with the salaries and benefits for Public Work employees are apportioned to this fund. The Public Works Department provides the personnel requirements for the Water Enterprise program. For example, some of the costs associated with the salaries and benefits for Public Work employees, are apportioned to this fund. Also, included in this fund, is the 50% of the authorized, Public Works Maintenance Supervisor and Public Works Technician Positions.

### Services and Supplies

This category includes the entire spectrum of office and operational supplies such as billing forms, chlorine, and water repair clamps, etc. It also reflects: (a) costs for utilities for Wells 3, 4, 5, and 6; (b) variety of contract services for water monitoring and testing; and (c) the debt service for the Private Placement Financing used to construct the Water Tanks, and expansion of the Sewer Plant.

### Capital Projects/Fixed Assets

This budget reflects a \$2,204,457 in capital outlay improvements to the water systems including: (a) \$851,000 for the 1 Million Gallon Water Tank to rehab the interior of the tank and the Fifth Street Tower; (b) \$396,070 for ACP Water Main Replacement Project on Cielo Vista; (c)

\$672,000 for Phase II of ACP Water Main Replacement Project on Rincon; (d) \$232,900 to extend the water main on South Alta; (e) \$40,000 for emergency work at City Well; (f) \$12,000 to add an emergency generator at the water tank site. In addition, the budget reflects \$138,900 in Capital Outlay – Equipment for the system, including: (a) \$700 for front office work station; (b) \$98,500 for water meter replacement; (c) \$4500 for replacement compaction equipment (wacker); (d) \$1,800 for a replacement trash pump; (e) \$30,000 for two replacement pickups; and (f) \$3,400 for two new mobile radios.

Because the Water System, along with the Sewer System are critical to the City, it is important to maintain the systems and acquire the necessary equipment as necessary. However, due to the current State budget uncertainty and economic environment, these expenditures are going to be carefully monitored and only undertaken if necessary.

## **MAJOR POLICY CONSIDERATIONS**

There are no major policy considerations reflected in this budget at this time.



City Of Gonzales

Month: 5/31/2013	Prior	Current Year				(6)	(7)	(8)
	Year	Original	Amended	Actual Thru	Estimated	Staff YE Est	FY 2013/2014	
	Actual	Budget	Budget	May	Total			
Fund: 520 - Water Enterprise								
Revenues								
Dept: 000								
5515.000	Interest Income	4,512	4,000	4,000	3,841	4,000	4,000	4,000
5701.000	Charges for Current Services	1,307,791	1,479,771	1,479,771	1,147,638	1,479,771	1,545,901	1,582,275
5702.000	Late charges	20,208	20,000	20,000	18,769	20,000	20,000	20,000
5780.000	K&B-Meter Set Fee	0	0	0	0	0		
5781.000	K&B-Meter Sales	0	0	0	0	0		
5787.000	Other Dev.-Meter Sales	0	0	0	0	0		
5820.000	Other Income - Misc Payments	-3,623	0	50	-4,356	50	50	50
5831.000	LTD Proceeds	0	0	0	0	0		
5905.000	Transfer from Sewer	60,000	60,000	60,000	30,000	60,000	60,000	60,000
5930.000	Transfer from General Fund	0	0	0	0	0		
5958.000	Transfer from Fund 460	0	0	0	0	0		
Dept: 000		1,388,888	1,563,771	1,563,821	1,195,892	1,563,821	1,629,951	1,666,325
Total Revenues		1,388,888	1,563,771	1,563,821	1,195,892	1,563,821	1,629,951	1,666,325
Expenditures								
Dept: 000								
6110.000	Salaries-Regular Pay	123,688	150,120	150,120	115,398	150,120	150,120	141,100
6111.000	Salaries-Overtime Pay	3,763	1,000	1,000	4,667	1,000	1,000	1,000
6112.000	Salaries-Extra Help	14,648	0	14,000	16,292	14,000	14,000	14,000
6113.000	Salaries-Differentials	3,450	2,925	2,925	3,147	2,925	3,960	3,960
6131.000	Deferred Compensation Expense	2,063	3,235	3,235	1,905	3,235	2,120	2,120
6132.000	Retirement - PERS	21,606	34,444	34,444	8,789	34,444	27,540	27,540
6140.000	Life and Disability Insurance	1,396	2,761	2,761	950	2,761	2,761	2,761
6150.000	Workers Comp Insurance	1,554	1,646	1,646	1,646	1,646	1,646	1,646
6160.000	Social Security	9,270	11,785	11,785	8,768	11,785	11,170	11,170
6170.000	Health and Dental Insurance	28,895	27,162	27,162	24,312	27,162	27,162	27,162
6190.000	Other Payroll Tax	0	0	0	0	0		
6210.000	Special Departmental Expenses	22,717	20,200	20,200	19,331	20,200	20,200	22,640
6211.000	Office Supplies	1,041	11,000	11,000	387	11,000	1,200	1,200
6212.000	Maintenance Supplies	9,921	20,000	20,000	34,678	20,000	33,000	22,900
6213.000	Oils and Lubricants	7,738	8,500	8,500	6,412	8,500	8,500	8,500
6220.000	Telephone	5,789	5,000	5,000	2,846	5,000	5,000	5,000
6225.000	Utilities	166,172	190,000	100,000	100,567	100,000	100,000	78,000
6230.000	Legal and Accounting	15,182	21,000	21,000	10,575	21,000	21,000	21,000
6235.000	Engineering and Surveying	54,716	135,000	135,000	53,819	135,000	70,000	221,500
6245.000	Other Contractual Services	110,085	135,000	75,000	163,827	75,000	155,000	145,000
6250.000	Rental	0	0	0	0	0		5,200

BUDGET WORKSHEET

City Of Gonzales

Month: 5/31/2013	Prior Year Actual	Current Year				(6) Staff YE Est	(7) FY 2013/2014	(8)
		Original Budget	Amended Budget	Actual Thru May	Estimated Total			
Fund: 520 - Water Enterprise								
Expenditures								
Dept: 000								
6255.000 Liability Insurance	3,062	3,300	6,255	3,571	6,255	6,255	6,255	
6260.000 Advertising	3,098	5,000	3,000	3,389	3,000	3,000	6,000	
6265.000 Printing	0	0	0	0	0			
6270.000 Transportation and Travel	878	3,000	3,000	1,793	3,000	2,000	3,000	
6275.000 Subscriptions and Training	1,067	3,000	3,000	400	3,000	600	3,000	
6301.000 Bank Charges	2,062	2,500	2,500	1,727	2,500	2,500	2,500	
6305.000 Uncollectible Accounts	0	0	0	0	0			
6310.000 Other Taxes	0	62,551	62,551	31,276	62,551	62,551	66,653	
6316.000 Administrative Fees	0	700	700	0	700	700	700	
6330.000 Public Works Overhead	0	0	0	0	0			
6331.000 Administrative Overhead	0	0	0	0	0			
6510.000 Capital Outlay-Land	0	0	0	0	0			
6530.000 Capital Outlay-Improvements	46,308	650,000	710,000	203,089	710,000	263,000	2,204,457	
6540.000 Capital Outlay-Equipment	3,559	122,800	122,800	0	122,800	122,800	138,900	
6542.000 Equipment-Vehicles	0	0	0	0	0			
6544.000 Equipment-Computers	0	0	0	0	0			
6550.000 Depreciation	193,250	220,000	220,000	0	220,000	220,000	220,000	
6610.000 Interest Expense	161,695	107,825	107,825	0	107,825	107,825	107,825	
6620.000 Principal Reduction	0	0	0	0	0			
6635.000 Bond Issuance Costs	24,472	0	0	0	0			
6640.000 Amortization Expense	0	0	0	0	0			
6900.000 Transfers to General Fund	50,000	0	0	0	0			
6901.000 Transfers to GF - PW Overhead	0	0	0	0	0			
6902.000 Transfers to GF - Admin Overhd	0	0	0	0	0			
6905.000 Transfers Out	0	0	146,309	0	146,309	146,309	183,169	
6930.000 Transfer to Water	0	0	0	0	0			
6932.000 Transfers to Sewer	0	0	0	0	0			
6955.000 Transfer to 407	0	0	0	0	0			
6956.000 Transfer To Fund 200	0	0	0	0	0			
Dept: 000	1,093,145	1,961,454	2,032,718	823,561	2,032,718	1,592,919	3,705,858	0
Total Expenditures	1,093,145	1,961,454	2,032,718	823,561	2,032,718	1,592,919	3,705,858	0
Water Enterprise	295,743	-397,683	-468,897	372,331	-468,897	37,032	-2,039,533	0

# **Sewer Enterprise Fund Budget Narrative for FY 2013-2014 Budget Fund 530**

## **DEPARTMENTAL MISSION**

This Sewer Enterprise Fund and Program is administered by the Public Works Department whose Mission supports the Vision of the City by working to enhance quality of life of our residents in an environment of safety, courtesy, integrity, and respect. In order to do so, the Department: 1) recognizes quality service to our customers, and the residents of this community are our number one priority; 2) recognizes that a "can-do" attitude is our most valuable resource; 3) provides all services in an ethical, honest, and equitable manner; 4) demonstrates pride and commitment to the work being done by being enthusiastic and professional; 5) is committed to providing services that are responsive, innovative, and fiscally sound; and 6) recognizes the critical importance of working in partnership with the business community in developing a diverse, economically stable City.

## **DEPARTMENTAL PROGRAMS**

This budget is used to track all the expenditures and revenues for the management, maintenance, and operations of the City's Sewer System.

## **ACCOMPLISHMENTS FOR FY 2012-2013**

- The City Municipal Sewer System collected and provided treatment to over 215,972,066 gallons
- The City Municipal Sewer System operations were in full compliance with all of its permit requirements
- Managed and maintained the City's (6) Sewer Lift Stations
- Completed Phase II & III of the Sewer Management Plan

## **DEPARTMENTAL GOALS FOR FY 2013-2014**

- Meet all Regulatory Sampling Requirements
- Endeavor to maintain consumer confidence
- Install a Supervisory Control Access and Data Acquisition (SCADA) System at all sewer lift stations
- Continue to provide Training for Sewer Treatment & Collection System Operators
- Continue with Contractual Data Processing Support Services
- Update the Operations & Maintenance Manual
- Develop Interim/Long Term Wastewater Management Plan

## **FY 2013-2014 RECOMMENDED BUDGET**

The Department's FY 2013-2014 Recommended Budget represents an overall increase of \$577,576 or 67% in expenditures, and an increase of \$108,981 or 12.7% in revenues, when compared to the FY 2012-2013 Approved Budget. As a result, the Requested Net Cost is increased by \$468,595.

### Estimated Fund Balance

The year-end Fund Balance is estimated to be \$1.2 million as of June 30, 2013, which is sufficient to cover the Net Cost.

### Revenues

Revenues are up because of the expected level of activity, based on the actual numbers for FY 2012-2013.

### Personnel

The Public Works Department provides the personnel requirements for the Sewer Enterprise program. For example, some of the costs associated with the salaries and benefits for Public Work employees are apportioned to this fund. Also, included in this fund, is the 50% of the authorized, Public Works Maintenance Supervisor and Public Works Technician Positions.

### Services and Supplies

This budget includes the entire spectrum of supplies and services to meet the operational necessities and requirements. In addition, the budget reflects an appropriation for emergency repairs, and the sewer fund share of the payment for the private placement financing used for the construction of the water tanks and Sewer Expansion Project.

### Capital Projects/Fixed Assets

This budget reflects a \$555,500 in capital outlay improvements to the Sewer Systems including, \$65,000 for road levee repairs at the sewer treatment plant; \$452,100 for sewer main extension on South Alta; and \$5,000 for fence and tree.

This budget reflects \$37,114 in capital outlay equipment, including (a) \$30,000 for two replacement pickups; and (b) \$3,400 for two new mobile radios.

Because the Sewer System, along with the Water System is critical to the City, it is important to maintain the systems and acquire the necessary equipment as necessary. However, because of the current State Budget uncertainty and economic environment, these expenditures are going to be carefully monitored and only undertaken if necessary.

## **MAJOR POLICY CONSIDERATIONS**

A future consideration is for the City to develop a separate Industrial Sewage System to serve the Industrial Business Park that will be critical and necessary to increase the permitted capacity, and help the park to be a more appealing place to operate a business.

City Of Gonzales

Month: 5/31/2013	Prior	Current Year			(6)	(7)	(8)
	Year Actual	Original Budget	Amended Budget	Actual Thru May	Estimated Total	Staff YE Est	FY 2013/2014
Fund: 530 - Sewer Enterprise							
Revenues							
Dept: 000							
5515.000 Interest Income	2,926	3,000	3,000	696	3,000	1,000	1,200
5701.000 Charges for Current Services	828,131	836,528	870,000	690,756	870,000	925,107	947,309
5702.000 Late charges	12,535	12,000	12,000	11,488	12,000	12,000	12,000
5770.000 Sewer Inspection	0	0	0	0	0		
5820.000 Other Income - Misc Payments	0	0	0	0	0		
5831.000 LTD Proceeds	0	0	0	0	0		
5900.000 Transfer from Water	0	0	0	0	0		
5905.000 Transfer from Sewer	0	0	0	0	0		
5930.000 Transfer from General Fund	0	0	0	0	0		
5958.000 Transfer from Fund 460	0	0	0	0	0		
Dept: 000	843,592	851,528	885,000	702,940	885,000	938,107	960,509
Total Revenues	843,592	851,528	885,000	702,940	885,000	938,107	960,509
Expenditures							
Dept: 000							
6110.000 Salaries-Regular Pay	123,688	150,121	150,121	115,398	150,121	150,121	141,100
6111.000 Salaries-Overtime Pay	3,043	1,000	3,000	3,272	3,000	1,000	1,000
6112.000 Salaries-Extra Help	14,648	0	14,000	16,292	14,000	14,000	14,000
6113.000 Salaries-Differentials	4,171	2,924	4,000	4,542	4,000	3,960	3,960
6131.000 Deferred Compensation Expense	2,063	3,235	3,235	1,905	3,235	2,120	2,120
6132.000 Retirement - PERS	21,209	34,444	34,444	8,628	34,444	27,540	27,540
6140.000 Life and Disability Insurance	1,368	3,267	3,267	930	3,267	3,267	3,267
6150.000 Workers Comp Insurance	1,554	1,645	1,645	1,645	1,645	1,645	1,645
6160.000 Social Security	9,270	11,785	11,785	8,768	11,785	11,170	11,170
6170.000 Health and Dental Insurance	28,820	27,162	27,162	24,373	27,162	27,162	27,162
6190.000 Other Payroll Tax	0	0	0	0	0		
6210.000 Special Departmental Expenses	3,770	5,000	5,100	5,720	5,100	5,720	5,375
6211.000 Office Supplies	1,041	5,000	1,500	192	1,500	700	1,000
6212.000 Maintenance Supplies	11,091	12,000	12,000	7,362	12,000	12,000	12,000
6213.000 Oils and Lubricants	4,953	6,000	6,000	3,787	6,000	6,000	6,000
6220.000 Telephone	3,785	6,500	6,500	1,797	6,500	3,000	4,000
6225.000 Utilities	66,576	90,000	40,000	29,828	40,000	32,174	25,500
6230.000 Legal and Accounting	12,446	25,000	25,000	10,575	25,000	25,000	25,000
6235.000 Engineering and Surveying	30,522	50,000	50,000	15,361	50,000	15,000	110,633
6240.000 Construction Services	0	0	0	0	0		
6245.000 Other Contractual Services	98,871	115,000	100,000	82,917	100,000	90,000	124,882
6250.000 Rental	0	0	0	0	0		

City Of Gonzales

Month: 5/31/2013	Prior Year Actual	Current Year				(6) Staff YE Est	(7) FY 2013/2014	(8)
		Original Budget	Amended Budget	Actual Thru May	Estimated Total			
Fund: 530 - Sewer Enterprise								
Expenditures								
Dept: 000								
6255.000 Liability Insurance	3,061	3,300	3,300	3,571	3,300	3,571	3,300	
6260.000 Advertising	286	3,000	3,000	1,019	3,000	284	6,000	
6265.000 Printing	250	0	0	4,000	0			
6270.000 Transportation and Travel	407	1,300	1,300	907	1,300	1,000	1,250	
6275.000 Subscriptions and Training	1,693	2,500	2,500	511	2,500	1,000	2,525	
6301.000 Bank Charges	2,062	2,000	2,000	1,727	2,000	2,000	2,000	
6305.000 Uncollectible Accounts	0	0	0	0	0			
6310.000 Other Taxes	0	0	34,800	17,400	34,800	34,800	38,420	
6316.000 Administrative Fees	0	0	0	0	0			
6330.000 Public Works Overhead	0	0	0	0	0			
6331.000 Administrative Overhead	0	0	0	0	0			
6510.000 Capital Outlay-Land	0	0	0	0	0			
6520.000 Capital Outlay-Buildings	0	0	0	0	0			
6530.000 Capital Outlay-Improvements	0	102,500	65,000	2,180	65,000	4,500	522,100	
6540.000 Capital Outlay-Equipment	0	0	0	0	0		33,114	
6542.000 Equipment-Vehicles	0	0	0	0	0			
6543.000 Equipment-Furniture	0	0	0	0	0			
6544.000 Equipment-Computers	0	0	0	0	0			
6550.000 Depreciation	104,037	140,000	140,000	0	140,000	140,000	140,000	
6610.000 Interest Expense	0	0	0	0	0			
6620.000 Principal Reduction	0	0	0	0	0			
6640.000 Amortization Expense	0	0	0	0	0			
6900.000 Transfers to General Fund	34,000	0	0	0	0			
6901.000 Transfers to GF - PW Overhead	0	0	0	0	0			
6902.000 Transfers to GF - Admin Overhd	0	0	0	0	0			
6905.000 Transfers Out	0	0	97,540	0	97,540	97,540	86,196	
6930.000 Transfer to Water	60,000	60,000	60,000	30,000	60,000	60,000	60,000	
6955.000 Transfer to 407	0	0	0	0	0			
6956.000 Transfer To Fund 200	0	0	0	0	0			
Dept: 000	648,685	864,683	908,199	404,627	908,199	776,274	1,442,259	0
Total Expenditures	648,685	864,683	908,199	404,627	908,199	776,274	1,442,259	0
Sewer Enterprise	194,907	-13,155	-23,199	298,313	-23,199	161,833	-481,750	0

**Garbage Enterprise Funds  
Budget Narrative for FY 2013-2014  
Budget Fund 540**

**DEPARTMENTAL MISSION**

This Garbage Enterprise Fund and Program is administered by the Public Works Department whose Mission supports the Vision of the City by working to enhance quality of life of our residents in an environment of safety, courtesy, integrity, and respect. In order to do so, the Department: 1) recognizes quality service to our customers, and the residents of this community are our number one priority; 2) recognizes that a "can-do" attitude is our most valuable resource; 3) provides all services in an ethical, honest, and equitable manner; 4) demonstrates pride and commitment to the work being done by being enthusiastic and professional; 5) is committed to providing services that are responsive, innovative, and fiscally sound; and 6) recognizes the critical importance of working in partnership with the business community in developing a diverse, economically stable City.

**DEPARTMENTAL PROGRAMS**

This budget is used to track all the expenditures and revenues for the management, maintenance, and operations of the Garbage collection program including the contracts with Tri-Cities Disposal and Recycling Services, Inc., and the Salinas Valley Solid Waste Authority.

**ACCOMPLISHMENTS FOR FY 2012-2013**

- Met the City's AB 939 source reduction, reuse, and recycling requirements
- Managed approximately 1,700 garbage customers accounts
- Worked with the SVSWA to improve the collection of garbage, and obtain better collection data and information
- Conducted two cleanup events

**DEPARTMENTAL GOALS FOR FY 2013-2014**

The Department Goals for FY 2013-2014 are to strive and meet the spirit of the Public Works Department's "Mission Statement." The following are some of the Department's Goals:

- Endeavor to meet all Regulatory Requirements
- Endeavor to provide weekly collection services to the citizens of the City of Gonzales
- Conduct an Annual Cleanup Week
- Establish a Customer Complaint Tracking Program

- Seek contract compliance from Tri-Cities to implement a Recycling Education Program
- Renegotiate an extension of the Garbage Franchise Agreement with Tri-Cities

## **FY 2013-2014 RECOMMENDED BUDGET**

The Department's FY 2013-2014 Recommended Budget represents an overall increase of \$100,480 or 10.5% in expenditures, and \$180,183 or 19% in revenues, when compared to the FY 2012-2013 Approved Budget. As a result, the Requested Net Cost is decreased by (\$79,703).

### Revenues

The projected increase is based on activity levels in FY 2012-2013.

### Personnel

This budget reflects the allocation of salaries for Administrative staff that support these functions.

### Services and Supplies

This budget includes office and operational supplies.

In addition, it includes funding to meet the City's new contractual agreements with Tri-Cities Disposal and Recycling Services, Inc., and SVSWA during FY 2013-2014.

### Capital Projects/Fixed Assets

Because this is a public service that is contracted out, it has no obligations to fund any capital projects or fund any assets.

### Transfers

Transfers are projected to be decreased based on the level of activity.

## **MAJOR POLICY CONSIDERATIONS**

There are no major policy considerations reflected in this fund.



City Of Gonzales

Month: 5/31/2013	Prior	Current Year			(6)	(7)	(8)
	Year Actual	Original Budget	Amended Budget	Actual Thru May	Estimated Total	Staff YE Est	FY 2013/2014
Fund: 540 - Garbage Enterprise							
Revenues							
Dept: 000							
5233.000	Enterprise Franchise Tax-Garba	3,466	3,500	3,500	0	3,500	
5236.000	Drop Box Franchise Fees	25,092	23,000	33,000	46,361	33,000	58,446
5510.000	Investment Income	0	0	0	0	0	
5515.000	Interest Income	0	0	0	0	0	
5629.000	Tri Cities Mini Grant	0	0	0	0	0	
5701.000	Charges for Current Services	490,006	505,176	505,176	427,230	505,176	574,553
5702.000	Late charges	16,717	19,160	19,160	15,467	19,160	21,452
5760.000	Tipping Fee Charges	384,120	385,500	385,500	327,137	385,500	441,415
5821.000	Other Income - Reimbursements	24,253	21,000	31,000	42,063	31,000	31,000
Dept: 000		943,654	957,336	977,336	858,258	977,336	1,126,866
Total Revenues		943,654	957,336	977,336	858,258	977,336	1,126,866
Expenditures							
Dept: 000							
6110.000	Salaries-Regular Pay	55,494	57,518	57,518	47,919	57,518	57,600
6111.000	Salaries-Overtime Pay	501	0	700	665	700	
6113.000	Salaries-Differentials	1,320	1,222	1,222	1,027	1,222	2,330
6131.000	Deferred Compensation Expense	1,512	1,515	1,515	1,396	1,515	1,570
6132.000	Retirement - PERS	9,715	13,160	13,160	3,811	13,160	11,310
6140.000	Life and Disability Insurance	576	800	800	375	800	585
6150.000	Workers Comp Insurance	491	582	582	582	582	582
6160.000	Social Security	3,896	4,502	4,502	3,371	4,502	4,590
6170.000	Health and Dental Insurance	5,952	8,937	8,937	4,799	8,937	8,937
6190.000	Other Payroll Tax	0	0	0	0	0	
6210.000	Special Departmental Expenses	3,558	4,500	4,500	4,185	4,500	4,500
6211.000	Office Supplies	835	2,000	2,000	220	2,000	1,000
6230.000	Legal and Accounting	3,369	5,000	5,000	1,020	5,000	5,000
6235.000	Engineering and Surveying	0	0	0	0	0	
6244.000	Community Events Disposal Cost	0	0	0	0	0	
6245.000	Other Contractual Services	59,718	50,000	60,000	66,494	60,000	65,000
6246.000	Contract Svcs- Tri Cities	433,864	440,000	440,000	375,119	440,000	440,000
6247.000	Contract Svcs - SVSWA	210,324	230,000	230,000	186,125	230,000	230,000
6255.000	Liability Insurance	100	400	400	433	400	433
6260.000	Advertising	0	0	0	0	0	
6265.000	Printing	0	0	0	0	0	
6275.000	Subscriptions and Training	1,155	200	200	0	200	200
6295.000	Franchise Fees	0	0	0	0	0	

City Of Gonzales

Month: 5/31/2013	Prior	Current Year			(6)	(7)	(8)
	Year Actual	Original Budget	Amended Budget	Actual Thru May	Estimated Total	Staff YE Est	FY 2013/2014
Fund: 540 - Garbage Enterprise							
Expenditures							
Dept: 000							
6301.000 Bank Charges	2,062	2,000	2,000	1,727	2,000	2,000	2,000
6310.000 Other Taxes	0	0	0	0	0		
6540.000 Capital Outlay-Equipment	0	0	0	0	0		
6542.000 Equipment-Vehicles	0	0	0	0	0		
6900.000 Transfers to General Fund	150,000	135,000	135,000	67,500	135,000	135,000	200,000
Dept: 000	944,442	957,336	968,036	766,768	968,036	970,555	1,057,816
Total Expenditures	944,442	957,336	968,036	766,768	968,036	970,555	1,057,816
Garbage Enterprise	-788	0	9,300	91,490	9,300	156,311	79,703

**Solar Project Fund**  
**Budget Narrative for FY 2013-2014**  
**Budget Fund 550**

**DEPARTMENTAL MISSION**

This fund is administered by the Public Works Department whose Mission supports the Vision of the City by working to enhance the quality of life of our residents in an environment of safety, courtesy, integrity, and respect. In order to do so, the Department: 1) recognizes quality service to our customers, and the residents of this community are our number one priority; 2) recognizes that a "can-do" attitude is our most valuable resource; 3) provides all services in an ethical, honest, and equitable manner; 4) demonstrates pride and commitment to the work being done by being enthusiastic and professional; 5) is committed to providing services that are responsive, innovative, and fiscally sound; and 6) recognizes the critical importance of working in partnership with the business community in developing a diverse, economically stable City.

**DEPARTMENTAL PROGRAMS**

This fund was established to keep track of the financing expenditures and revenues for the Solar Project done for the sewer and water system.

**ACCOMPLISHMENTS FOR FY 2012-2013**

Oversaw the completion of the Solar Project for the sewer and water systems.

**DEPARTMENTAL GOALS FOR FY 2013-2014**

Work with Chevron Energy to continue to manage the Solar System to assure the maximum benefits to the City.

**FY 2013-2014 RECOMMENDED BUDGET**

This is the first year of this fund as a result, there is no basis for comparison. The FY 2013-2014 Proposed Budget reflects expenditures and revenues of \$269,365.

Revenues

The revenues to this budget are transfers from the Sewer and Water Enterprise derived from energy savings within those two budgets.

Personnel

Not applicable.

Services and Supplies

Not applicable.

Capital Projects/Fixed Assets

The Capital Outlay Improvements are the financing payments for the Solar System.

**MAJOR POLICY CONSIDERATIONS**

There are no major policy considerations reflected in this budget.

City Of Gonzales

Month: 5/31/2013	Prior	Current Year			(6)	(7)	(8)
	Year Actual	Original Budget	Amended Budget	Actual Thru May	Estimated Total	Staff YE Est	FY 2013/2014
Fund: 550 - Solar Project Fund							
Revenues							
Dept: 000							
5821.000 Other Income - Reimbursements	0	0	0	3,725	0		
5831.000 LTD Proceeds	0	0	0	0	0		
5900.000 Transfer from Water	0	0	146,309	0	146,309	146,309	183,169
5905.000 Transfer from Sewer	0	0	97,540	0	97,540	97,540	86,196
Dept: 000	0	0	243,849	3,725	243,849	243,849	269,365
Total Revenues	0	0	243,849	3,725	243,849	243,849	269,365
Expenditures							
Dept: 000							
6225.000 Utilities	0	0	243,840	182,887	243,840	243,840	
6530.000 Capital Outlay-Improvements	0	0	0	0	0		269,365
Dept: 000	0	0	243,840	182,887	243,840	243,840	269,365
Total Expenditures	0	0	243,840	182,887	243,840	243,840	269,365
Solar Project Fund	0	0	9	-179,162	9	9	0

BUDGET WORKSHEET

City Of Gonzales

Month: 5/31/2013	Prior	Current Year			(6)	(7)	(8)
	Year Actual	Original Budget	Amended Budget	Actual Thru May	Estimated Total	Staff YE Est	FY 2013/2014
Fund: 550 - Solar Project Fund							
Revenues							
Dept: 000							
5821.000 Other Income - Reimbursements	0	0	0	3,725	0		
5831.000 LTD Proceeds	0	0	0	0	0		
5900.000 Transfer from Water	0	0	146,309	0	146,309	146,309	183,169
5905.000 Transfer from Sewer	0	0	97,540	0	97,540	97,540	86,196
Dept: 000	0	0	243,849	3,725	243,849	243,849	269,365
Total Revenues	0	0	243,849	3,725	243,849	243,849	269,365
Expenditures							
Dept: 000							
6225.000 Utilities	0	0	243,840	182,887	243,840	243,840	
6530.000 Capital Outlay-Improvements	0	0	0	0	0		269,365
Dept: 000	0	0	243,840	182,887	243,840	243,840	269,365
Total Expenditures	0	0	243,840	182,887	243,840	243,840	269,365
Solar Project Fund	0	0	9	-179,162	9	9	0