



*City of Gonzales*



# **Fiscal Year 2016-2017**

**City**

**&**

**Successor Agency**

**Recommended Budget**

(June 27, 2016)

*Gonzales will continue to be a safe, clean, family-friendly community, diverse in its heritage, and committed to working collaboratively to preserve and retain its small town charm*

# TABLE OF CONTENTS

## FY 2016-2017 City & Successor Agency Budget

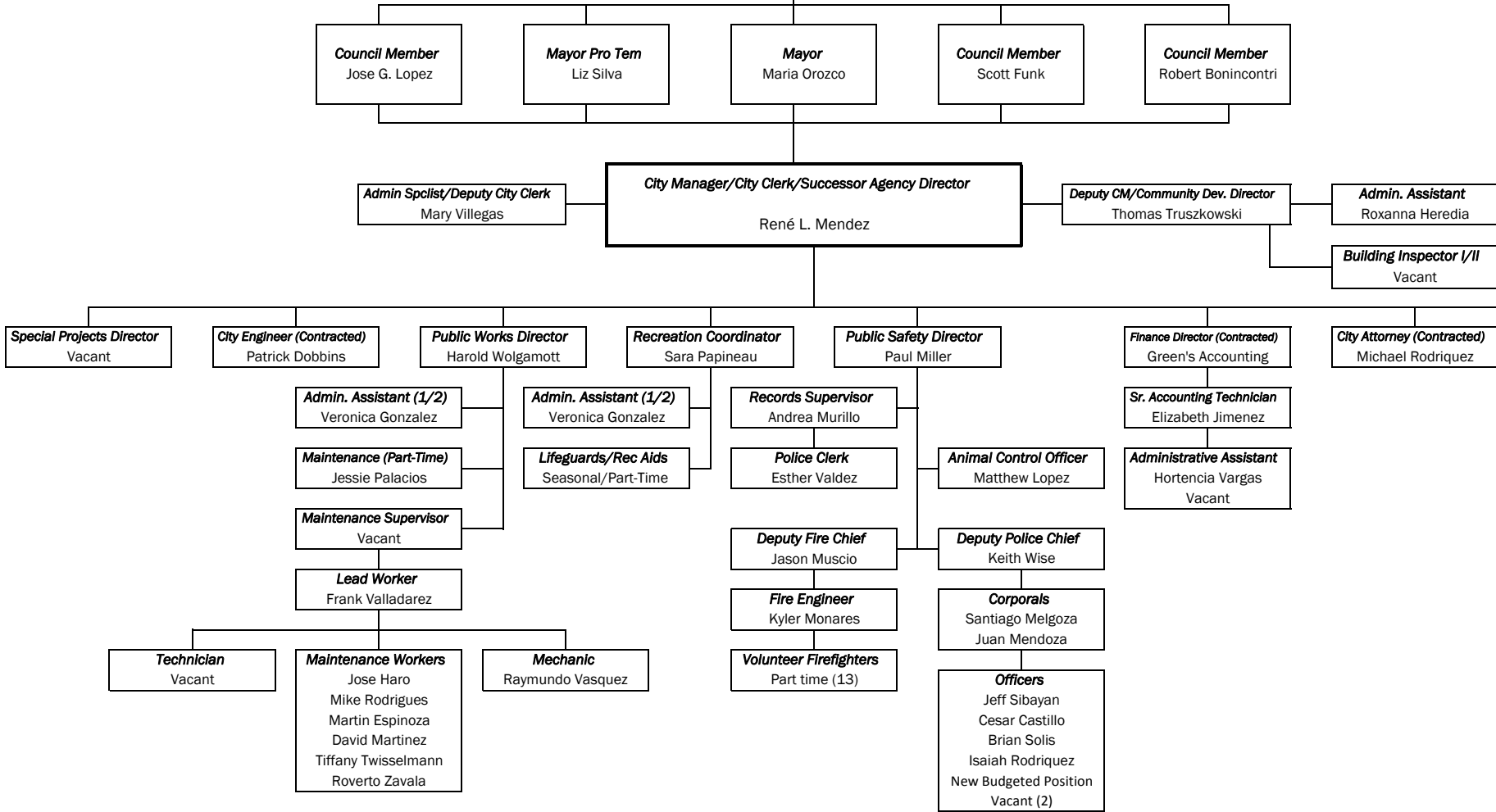
<b>UPFRONT SECTION</b>		<b>Page</b>
	Organizational Chart	1
	Transmittal Letter	2
	Budget Message	4
	Exhibit A ( <i>Fund Balance Summary</i> )	
	Exhibit B ( <i>Budget Summary of all Funds</i> )	
	Exhibit C ( <i>Interfund Transfer Reconciliation</i> )	
	Exhibit D ( <i>Classification Plan FY 2016-2017</i> )	
<b>UNIT # GENERAL FUND</b>		
000	General Purpose Revenues	28
100	City Council	31
110	City Manager/City Clerk	34
130	Finance Department	38
150	City Attorney	41
160	Community Development Department	44
170	General Governmental Buildings	52
200	Non Departmental	55
300	Police Department	58
310	Fire Department	62
320	Building Regulation	65
400	Public Works Department	68
500	Parks Department	72
510	Recreation Services	75
515	City Aquatics	78
550	Youth Services	81
800	Quality of Life Tax Measure	84
900	General Fund Debt Service	87
<b>FUND # OTHER FUNDS</b>		
120	Community Development	90
123	Business Loan Grant Program	93
124	Air Pollution Control Fund	96
127	Urban County (CDBG)	99
130	Street Fund	102
150	Supplemental Law Enforcement	106
190	Fire Impact	109

# TABLE OF CONTENTS

## FY 2016-2017 City & Successor Agency Budget

		<b>Page</b>
<b>FUND #</b>	<b>OTHER FUNDS CONT.</b>	
200	General Plan Impact	112
201	Sphere of Influence Impact Fund	115
210	Public Safety	118
216	Police Department CalGrip Grant	121
220	Police Impact	124
230	Sewer Impact	127
235	Circulation System Impact	130
240	Water Impact	133
241	Public Facilities Impact	136
242	Public Uses Impact	139
243	Aquatics Facilities Impact	141
244	Animal Control Facilities Impact Fees	143
245	Storm Drainage Facilities Impact Fee	146
250	Park Impact	149
260	Signalization	152
270	CA Breeze Park & Open Space Maintenance Assmt. Dist. Phase I, II, & III	155
280, 290, 300	CA Breeze Benefit Assessment District	158
302	Canyon Creek Park & Open Space Maintenance Assmt. Dist. Phase I, II, & III	163
304, 306, 308	Canyon Creek Benefit Assessment Districts Phase I, II & III	166
310	Cipriani Estates Park & Open Space Maintenance Assessment District	171
312	Cipriani Estates Benefit Assessment	174
314	Gonzales Industrial Park Landscape District	177
316	Gonzales Industrial Park Benefit Assessment District	180
407	Agricultural Industrial Park Federal Grant	183
420	Shopping Center REDIP	186
426	Gonzales Successor Agency	188
427	Gonzales Successor Agency - Housing	192
450	Gonzales River Road Assessment District	195
460	Capital Infrastructure	197
520	Water Enterprise	200
530	Sewer Enterprise	204
540	Garbage Enterprise	208
550	Solar Project	212

*City of Gonzales*  
FY 2016 - 2017





# City of Gonzales

P.O. BOX 647  
PHONE: (831) 675-5000

147 FOURTH ST.  
FAX: (831) 675-2644

GONZALES, CALIFORNIA 93926  
[www.ci.gonzales.ca.us](http://www.ci.gonzales.ca.us)

June 27 2016

Honorable Mayor Orozco and Council Members  
Chairperson Orozco and Successor Agency Board Members  
P.O. Box 647  
Gonzales, California 93926

Dear Council and Board Members:

I am pleased to transmit to your Council and Board the Recommended Budget for FY 2016-2017, which sets forth total Budget Requirements in the amount of \$17,267,582 which is \$3,351,834 higher than the FY 2015-2016 amount. The main reason for the increase is due to a few capital projects.

Of the overall budget amount, the General Fund appropriations total \$4,317,294, which is \$364,657 or 9.23% higher than the FY 2015-2016 Budget amount of \$3,962,637. The main reasons for the increase are the financing payment for Community Pool Renovation Project, new restrooms at Central Park, full year funding of several positions, one new Police Officer, and the Building Inspector I/II position.

Overall, revenues are \$14.1 million, of which the General Fund is \$4.8 million, which is \$835,505 higher than FY 2015-2016. The reason for the increase in General Fund revenues is primarily due to receiving a loan payment from the Successor Agency and an increase in expected Transaction and Use Tax revenues.

While there are many positive aspects of the FY 2016-2017 City Budget, perhaps none is as significant as the successful resolution of a long standing dispute with the State Department of Finance as it pertains to operating loans from the General Fund to the former Redevelopment Agency and the Successor Agency. Bottom line, what this means is that the budget reflects a loan payment to the General Fund of \$510,955 and a shift of the 2011 Lease Revenue Bond, previously covered by the General Fund, to the Successor Agency. For FY 2016-2017, this results in a positive benefit of \$880,523 to the General Fund.

Continuing the positive trend of recent years, the economic environment clearly continues to improve locally. This can be best seen by the increased activity and development of the Gonzales Agriculture Industrial Business Park, the opening of Taco Bell, the Salinas Valley Memorial Hospital Taylor Farms Health Center, and increase sales tax revenues.

The Recommended Budget reflects funds to (a) construct a new water well, significant sidewalk improvements to the west side of town, new restrooms at Central Park, and Phase II of Solar Project; (b) complete the studies needed to increase the capacity of the Waste Water Treatment Plant; (c) update the City's Impact Fees; and (d) begin implementation of several projects to improve the streets system. These projects are all needed to not only improve the City's infrastructure, to support economic development, and to position the City to take advantage of future opportunities.

The budget continues to reflect key initiatives to proactively grow the City's business base, which over time, will result in increased sales and property tax revenues, more jobs; and overall, a more healthy and vibrant local economy. Some of the key efforts include the Gonzales Grows Green Initiative, continued focused work with the property owners in the Gonzales Agricultural Industrial Business Park (GAIBP), a leadership role in the regional Monterey Bay Economic Partnership (MBEP), work on an energy micro-grid for the GAIBP, and the continued engagement of Armanasco Public Relations, Inc. to market and grow the Gonzales Brand.

In addition, the Budget continues implementation of the very exciting "*Ensuring Gonzales Youth Achieve*

21<sup>st</sup> Century Success” Initiative, in partnership with the Gonzales Unified School District.

On the organizational side, this budget reflects full year funding of the Fire Fighter, School Resource Officer, and Building Inspector I/II positions approved in FY 2015-2016, a new Police Officer position, funding of a vacant Administrative Assistant position in City Hall, and the filling of the vacant Public Works Director by an internal candidate.

A key throughout the budget, unlike recent history, is the modest capacity that exists for your Council to expand and/or add programs. However, as your Council reviews the budget document, please keep in mind that any increases in expenditures should be done concurrently with corresponding expenditure reductions, and/or revenue increases. While there is some room for your Council to increase or add programs, it should be done prudently. This is certainly a positive dilemma to have that one that staff recommends be utilized after a series of workshops that will be held with your Council early in the fiscal year.

The FY 2016-2017 Recommended Budget for the General Fund is once again balanced without the use of Fund Balance. It also reflects that the FY 2015-2016 year-end Fund Balance will be approximately \$2,147,228 million and all things being equal, estimated to grow to \$2.6 million by the end of the 2016-2017 Fiscal Year. It is this capacity that allowed the establishment of a \$1 million General Reserve, reflected in a new Fund Balance Summary Report later in this document.

Finally, I would like to take this opportunity to express my appreciation to all my staff whose dedicated service, cooperation, and commitment to excellence made this document a possibility. In particular, I would like to acknowledge and thank Mrs. Mary Villegas for her hard work, and ability to keep the City Manager’s Office organized and moving forward.

Respectfully submitted,



René L. Mendez  
City Manager

## MEMORANDUM

**TO:** Honorable Mayor Orozco and City Council  
Chairperson Orozco and Successor Agency

**FROM:** René L. Mendez, City Manager and Director

**DATE:** June 27, 2016

**SUBJECT:** City Manager and Director FY 2016-2017 Recommended Budget

### RECOMMENDATION

Consider and approve the FY 2016-2017 City and Successor Agency Recommended Budget with the accompanying Resolutions on June 27, 2016, or if needed on June 29, 2016, as presented, which is balanced, maintains or funds Council priorities, and maintains acceptable service levels.

### SUMMARY

The Recommended Budget for FY 2016-2017 totals \$17,257,583 in expenditures, of which \$4,317,294 is the General Fund. The General Fund reflects an increase of \$364,657 or 9.2% over the FY 2015-2016 Budget amount of \$3,952,637.

A significant change from the prior year is the successful resolution of a long standing dispute with the State Department of Finance, the General Fund no longer reflects the debt service for the Lease Revenue Bond used to cover a large portion of the 2011 RDA Tax Anticipation Note.

This year, the overall “operating” budget is again skewed by the “Transfers-In” of resources among funds. For example, transfers include several funds into the General Fund, from the Supplemental Law Enforcement Fund into the Public Safety Fund, and from several assessment funds into the Streets Fund. While this method clearly isolates the contribution among funds, in reality, they are “paper-only” transactions that artificially inflate the total budget by approximately \$1,564,887. On the State front, the news is essentially neutral for the City of Gonzales.

The following sections in the Budget Message are intended to provide: (1) an overview on pressures on the General Fund and overall City Budget; (2) an explanation of the overall budget balancing strategy used; (3) an overview of General Fund budgets; and (4) highlights of Non-General Fund budgets and programs.

### PRESSURES ON THE GENERAL FUND

Not unlike past years, there continues to be some pressures and stressors on the General Fund that need to be monitored.

#### *Housing Environment*

While no new development has occurred, the housing market continued its long climb up from the depressed state that it was in a few years ago. Housing values continue to climb in the City and available supply is low. This budget reflects the capacity for staff to continue to work on this challenge

#### *Fuel Prices*

This continues to be highlighted because the fluctuation in fuel prices throughout the year continues to place pressures on the budget. While the budget attempts to reflect adequate resources to cover fuel costs, it is difficult to predict where prices will land.

#### *Cal-PERS and Health Costs*

While the budget reflects adequate resources to cover employee retirement and health costs, both of these

areas continue to be volatile and create a sense of unease for the City.

## **OVERALL GENERAL FUND STRUCTURE**

Pending budget direction, the City's General Fund is balanced with no use of Fund Balance, and a revenue amount of \$4,810,605. *These revenues include the following:*

1. A conservative essentially no change in property taxes above actual FY 2015-2016 levels. This is very conservative estimate, but is based on prior year actual levels and discussions with the County Assessor.
2. A 15% increase in Property Taxes – VLF Adjustment from the State and a 38% increase in Sales Tax, which are based on the estimates from HdL Coren & Cone, the City's sales and property tax Consultants. The increase in the Sales Tax is not only due to increased local sale receipts, but reflects the fact that the Property Tax – Triple Flip has ended and once again cities and counties are receiving their full share of sales tax.
3. A 47% increase in expected 1/2% Transaction Use Tax (TUT) revenues.
4. Continued emphasis on the General Fund being reimbursed for its administrative costs for running the various non-general fund programs, were not directly apportioned to the other funds.
5. A modest increase in planning and building permit revenues based on the expected level of activity.
6. Transfers from various funds for administrative support.
7. Reflection of a loan payment to the City General Fund from the Successor Agency.

### ***Consistent with Year 5 of the 5-Year Budget Forecast:***

Even though the 5-Year Budget Plan that help the City weather the financial downturn has ended, core principles of the plan are still maintained in the budget and they include:

- Maintaining, and in some cases, enhancing core City programs and critical infrastructure;
- Maintaining, and in some cases, enhancing the existing level of employees, and continue the emphasis on establishing a succession plan for key management positions;
- Funding several Vision and Mission initiatives, including pro-active economic and business development, improvements, "Gonzales Grows Green Initiative"; and
- Maintaining collaborative efforts on many fronts.

### ***Positive External Relationships***

On the positive side, staff continues to work diligently to reinforce, grow, and/or establish new partnerships with the Private Sector and other agencies.

Examples of these partnerships include:

- a) Continuing the collaboration and taking on a leadership role, with the County on Countywide Economic Development Efforts and Housing.
- b) Continue working with the Monterey Business Council, the County, and other Cities to continue to improve the regional marketing website and business attraction efforts as the Co-Chair of the Monterey Bay Economic Partnership (MBEP).
- c) Enhancing the partnership with the Gonzales Unified School District on a variety of issues, the more significant being the implementation of an exciting initiative "*Ensuring Gonzales Youth Achieve 21<sup>st</sup> Century Success.*"



- d) Continuing to work with the County and Monterey County Cities on a variety of regional efforts including solid waste, economic development, housing, gang suppression, and transportation. For example, the City was the lead agency on the 4C4P partnership that resulted in successfully being awarded an \$800,000 Strengthening Law Enforcement and Community Relations Grant.

## **MAJOR CITY VISION INITIATIVES REFLECTED IN THE BUDGET**

*The following is a list of some of the major initiatives reflected in the Budget:*

- Amend the General Plan and initiate the Plan for Services Studies required to implement the City's Sphere of Influence increase that was approved by Local Agency Formation Commission (LAFCO) the prior fiscal year;
- In partnership with the Gonzales Unified School District (GUSD), continue (a) to work towards securing the location for the critically needed new Elementary School, and (b) the implementation of the "Ensuring Gonzales Youth Achieve 21<sup>st</sup> Century Success" Initiative;
- Continue development of the Gonzales Agricultural Industrial Business Park;
- Continue to expand on the City's new Economic Development Website, and proactively participate as Co-Chair on the Monterey Bay Economic Partnership (MBEP);
- Continue efforts to upgrade the City's Website to make it more user-friendly and proactive, and expand social media efforts;
- Continue to increase partnerships with the City's business community;
- Maintain proactive implementation of the "Gonzales Grows Green" Initiative. For example, the budget reflects Phase II of the City's Solar Program;
- Enhance the use of the TUT revenues to continue to enhance the community infrastructure. For example, the budget reflects the first lease payment for the Community Pool Renovation Project and replacement of the Central Park restrooms;
- Use of two grants: (1) \$800,000 to complete major improvements to the City's sidewalks on the west side of town; and (2) \$400,000 of Proposition 84 grant funds to develop infrastructure systems to meet the State requirement for storm water; and
- Continue proactive engagement of the community's youth in the future of their City.

## **BUDGET GOALS AND OBJECTIVES**

The City Budget sets forth the foundation for major Council policy actions, and provides a fiscal "Road Map" of the direction for City government to follow now, and in the future. The City Budget represents the single most important document that is prepared, reviewed, and approved on an annual basis.

*The format used for this budget:*

- Reflects all revenues directly in the programs for which they are to be used;
- Includes all of the City's grants and operating trust funds;
- Includes detailed fund balances of all the City funds, along with their reserve levels;
- Reflects all the TUT revenues in its own budget;
- Relies on the Net City Cost concept to explain the cost to City resources. For example, a larger net negative means that it is costing the City more, and conversely a lower net negative and/or higher positive number indicates that it is costing the City less to provide the program; and

- Reflects a consistent and standard narrative format:
  1. Description of each individual budget and program.
  2. Major accomplishments by each Department in FY 2015-2016.
  3. Departmental goals for FY 2016-2017.
  4. The Recommended Budget in detail.
  5. Major policy considerations being requested.

*5-Year Budget Plan Core Priorities*

As mentioned above, while the 5-Year Budget Forecast Strategy is done, the FY 2016-2017 maintains several key core Budget Priorities of the Plan:

1. City Vision and Mission point the direction.
2. Maintain, and in some cases, enhance the existing valuable workforce.
3. Maintain, and in some cases, enhance critical services (i.e. Public Safety, and Sewer and Water).
4. Maintain critical infrastructure.
5. Honors all debt obligations including (a) the refunding of 2003 and 2011 RDA Bond, (b) the private placement financing that was utilized to expand the Wastewater Treatment Plant and expand water storage capacity, (c) Phase I & II of the Solar Project, and (d) the financing of the Community Pool Renovation Project;
6. In addition to maintaining a minimum General Fund Balance of \$1 million, the FY 2016-2017 Proposed Budget reflects the \$1 million General Fund Reserve that has been a goal of your Council for a number of years.

*The following principles and goals have been maintained:*

- The Budget is balanced so that available and estimated revenues equal appropriations;
- Whenever possible, the Budget is balanced with ongoing and known revenue sources equaling ongoing and reasonably expected expenses;
- To the extent possible, one-time money is not used for ongoing operations;
- To the extent possible, one-time money is used for one-time expenditures;
- Service levels are maintained at the highest level within funding constraints;
- Discretionary revenues are maximized to provide the Council with options to fund beneficial local programs and services; and
- Accuracy and accountability in estimating and monitoring revenues and expenses during the fiscal year will continue to improve.

**PROJECTED FUND BALANCES**

As of the writing of this document, the final fund balances for all major funds were not yet available; therefore, estimates of year-end fund balances for all major funds have been relied upon to balance the budget. Though the FY 2015-2016 was almost over at the time this message was prepared, the estimates can and will probably change after the Finance Department closes the accrual period at the end of July. The accrual period is very important because it is used to clean up, and/or eliminate encumbrances (funds kept “on hold” for contracts and purchases made at the end of the fiscal year), to receive revenue that is due to the City, and comes in arrears (this is typical of many grant programs and sale tax revenues).

It is important to realize that Fund Balance is not a fund or a separate account, but by definition, is simply

the difference between the assets and liabilities of a governmental fund. While it is critical to keep a close watch on fund balance levels and not become too reliant on it, in all likelihood, there will always be a fund balance. The key is for the organization to identify what areas generate the fund balance.

This year, the budget document reflects a new Fund Balance Summary Report (Exhibit A) that provides a fund balance summary of all the funds, as well as their Reserves as of June 30, 2016, and an estimate for the end of the 2016-2017 Fiscal Year. Based on the level activity projected for the few weeks left in the fiscal year, the year-end 2015-2016 General Fund - Fund Balance is estimated to be approximately \$2.1 million, and at the end of Fiscal Year 2016-2017.

Other major funds include the Water Enterprise Fund with an estimated fund balance of \$2.4 million, Sewer Enterprise Fund estimated at \$1.7 million, and Streets at \$500,000.

## **TOTAL BUDGET REQUIREMENTS**

Exhibit B provides a Summary of Expenditures and Revenues by fund. It is the same straightforward format used for the monthly financial reports. This summary is the basis for the discussion below.

### ***Expenditures***

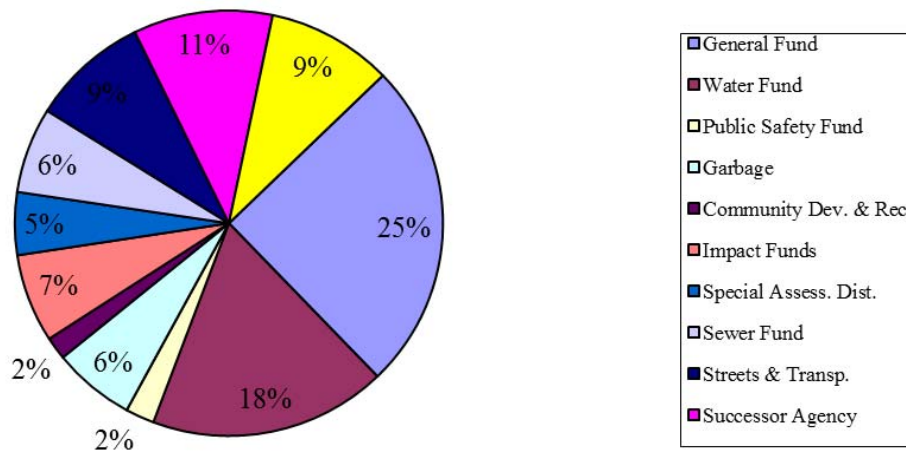
Total expenditures for the FY 2016-2017 Recommended Budget are \$17,257,583, which is \$3,351,834 or 24.1% higher than FY 2015-2016. As illustrated in the graph on the following page, *Total City Expenditures*, the General Fund Budget comprises 25.02% of the total expenditures or \$4,317,294 million; followed by the Water Fund at 17.95% or \$3.1 million; the Successor Agency at 10.52% or \$1.8 million, and Streets and Transportation at 8.89% or \$1.5 million.

The increase in the City Budget is the net result of:

- Several capital projects like (a) New water well to replace City Well #3; (b) Phase II of the Solar Project; (c) Debt service for the Community Pool Renovation Project; (d) Replacement of the Central Park restrooms; and (e) The implementation of the Active Transportation Grant project (sidewalks and ADA), and Proposition 84 Grant Storm Water Improvement Project.
- Purchase of a few replacement vehicles and trucks, and funds to purchase an option to acquire additional land by the Waste Water Treatment Plant, and leverage a Multi-Family Unit Housing Project;
- Full year funding of the School Resource Officer, Fire Engineer, and Building Inspector I/II positions, a new Police Officer position, and a replacement Administrative Assistant position;
- An increase in the sewer fund to intensify planning efforts to increase capacity at the Waste Water Treatment Plant, acquire options to purchase property, and capital improvements to the system;
- A significant loan payment from the Successor Agency (transfer out) to the General Fund;
- The \$1.5 million in transfers throughout funds in the budget.

**TOTAL CITY EXPENDITURES  
FY 2016-2017**

City Funds	FY 2015-2016 Adopted Budget	FY 2016-2017 Recommended Budget	FY 2016-2017 % of Total Budget	Net Difference	% Difference
General Fund	\$ 3,952,637	\$ 4,317,294	25.02%	\$ 364,657	9.2%
Water Fund	2,689,818	3,097,887	17.95%	408,069	15.2%
Public Safety Fund	382,696	376,617	2.18%	(6,079)	-1.6%
Garbage	1,091,620	1,071,604	6.21%	(20,016)	-1.8%
Community Dev. & Rec.	407,026	298,047	1.73%	(108,979)	-26.8%
Impact Funds	1,252,864	1,160,707	6.73%	(92,157)	-7.4%
Special Assess. Dist.	908,339	823,285	4.77%	(85,054)	-9.4%
Sewer Fund	1,038,263	1,123,824	6.51%	85,561	8.2%
Streets & Transp.	671,381	1,534,170	8.89%	862,789	128.5%
Successor Agency	1,156,105	1,815,954	10.52%	659,849	57.1%
Solar & Infrastructure Fund	355,000	1,638,194	9.49%	1,283,194	361.5%
<b>TOTAL</b>	<b>\$ 13,905,749</b>	<b>\$ 17,257,583</b>		<b>\$ 3,351,834</b>	<b>24.1%</b>



## ***Revenues***

Total revenues for the Recommended Budget are \$14,130,989, which is \$2,404,294 or 21% more than the FY 2015-2016 Budget. As reflected in the graph on the following page, *Total City Revenues*, the General Fund comprises 34% or \$4,810,605 million of the total budget, followed by the Successor Agency at 13.24% or \$1,871,150 million, and Street and Transportation at 9.2% or \$1.3 million.

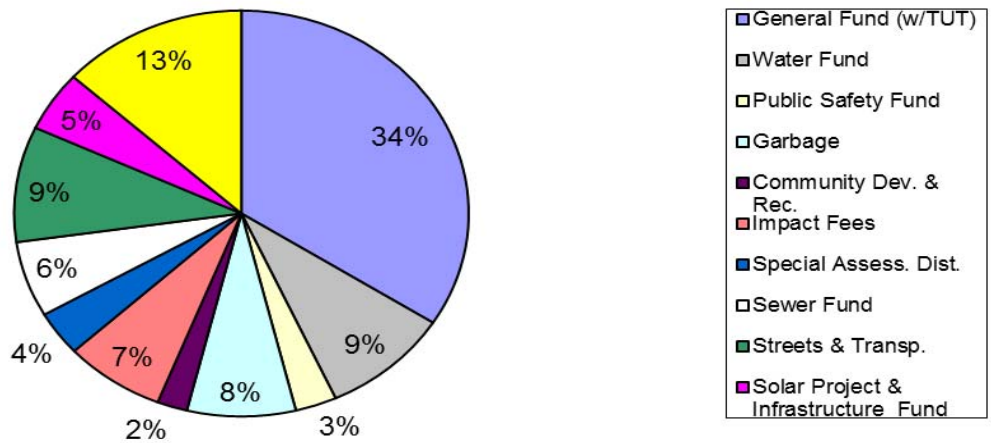
The change in overall revenues is the net result of:

- A significant loan payment from the Successor Agency to the General Fund;
- An increase in sales tax, and Property Tax-VLF adjustment revenues from the State;
- A decrease in expected impact fees;
- A modest increase in planning and building permits;
- Grant revenues from the Active Transportation and Proposition 84 Grant funds; and
- The transfers of resources among funds throughout the budget.

The overall budget reflects expenditures exceeding revenues, which is primarily due to existing reserves (Fund Balance), being used in the Water and Sewer Enterprise, Street and Solar Funds to cover several capital projects.

**TOTAL CITY REVENUES**  
**FY 2016-2017**

City Funds	FY 2015-2016 Adopted Budget	FY 2016-2017 Recommended Budget	FY 2016-2017 % of Total Budget	Net Difference	% Difference
General Fund (w/TUT)	\$3,975,100	\$4,810,605	34.04%	\$835,505	21.0%
Water Fund	1,293,700	1,293,700	9.16%	-	0.0%
Public Safety Fund	327,000	416,000	2.94%	89,000	27.2%
Garbage	1,091,620	1,091,620	7.73%	-	0.0%
Community Dev. & Rec.	401,352	302,857	2.14%	(98,495)	-24.5%
Impact Fees	1,038,907	1,009,607	7.14%	(29,300)	-2.8%
Special Assess. Dist.	500,516	500,818	3.54%	302	0.1%
Sewer Fund	904,000	854,000	6.04%	(50,000)	-5.5%
Streets & Transp.	499,000	1,300,000	9.20%	801,000	160.5%
Solar Project & Infrastructure Fund	365,000	680,632	4.82%	315,632	86.5%
Successor Agency	1,330,500	1,871,150	13.24%	540,650	40.6%
<b>TOTAL</b>	<b>\$11,726,695</b>	<b>\$14,130,989</b>		<b>\$2,404,294</b>	<b>21%</b>



## OVERALL DISCUSSION OF GENERAL FUND BUDGET

### *Budget Parameters*

As mentioned previously, the recommended budget maintains the core principles of the 5-Year Budget Plan. In addition to relying on the Vision and Mission, and Council priorities, the General Fund budget was prepared with the following parameters:

- Maintained and in some cases, enhanced core City programs and critical infrastructure;
- Maintained and in some cases, enhanced existing level of employees, and continued emphasis on establishing a succession plan for key management positions;
- Funded several Vision and Mission Initiatives, including pro-active economic and business development, improvements, “Gonzales Grows Green Initiative”;
- Used TUT resources to continue to enhance critical community infrastructure; and
- Maintained collaborative efforts on many fronts.

### *Departmental Budget Requests*

The budget includes individual narrative sheets for each budget that illustrate a variety of information, including a Recommended Budget, and Major Policy Consideration section.

### Expenditures

Unlike the prior 5 years, the Budget is balanced with key increases in much needed personnel. While this is done cautiously, it is done with the knowledge that unless there is another catastrophic downturn, there is sufficient long term room in the budget to handle the increases. In addition, the budget is proposed with a very proactive use of TUT resources to continue to address key infrastructure priorities.

### Revenues

On the revenue side, the General Fund Budget reflects modest increases across several revenue categories, including the significant loan repayment from the Successor Agency.

### Use of General Fund - Fund Balance

As described above the Proposed Budget reflects no use of Fund Balance for FY 2016-2017.

## TOTAL GENERAL FUND BUDGET AND FINANCING REQUIREMENTS

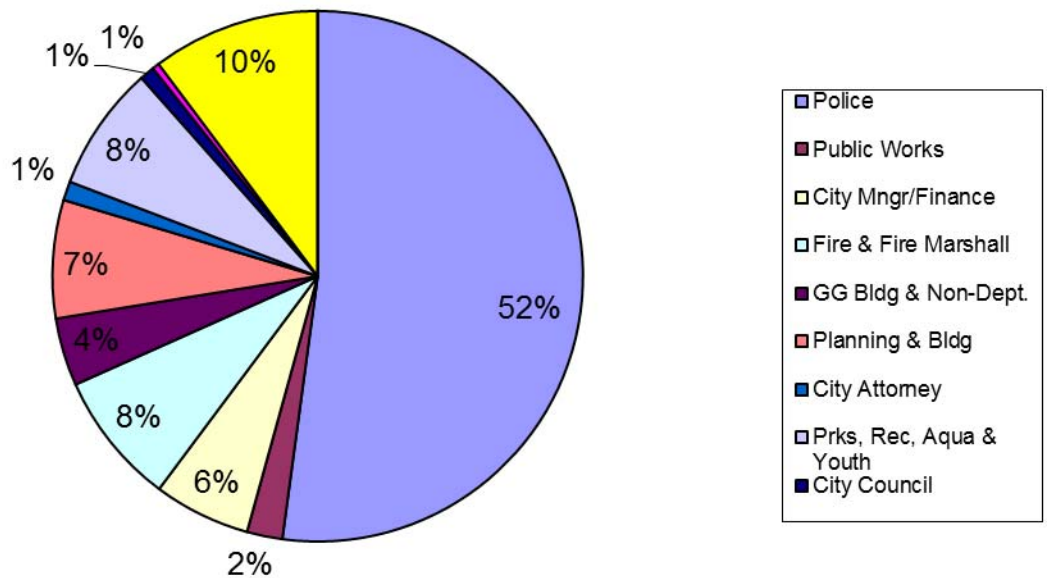
### *Expenditures*

As illustrated in the graph on the following page, General Fund Expenditures, overall, General Fund expenditures total \$4,317,294, which is 9.2% or \$364,657 higher than the prior year. As shown, Police continues to be the largest General Fund program at 52.13% or \$2,250,698 million; followed by TUT initiatives at 10.24% or \$442,000; Fire at 8.11% or \$350,090; and then Parks, Recreation, and Aquatics at \$329,690 or 7.64%.

The increase in expenditures is mainly due to the net impact of (a) full year funding of several positions approved in FY 2015-2016 (i.e., School Resource Officer, Fire Engineer and Building Inspector I/II), (b) a new Police Officer position, and (c) an increase in TUT initiatives, like replacing the restrooms at Central Park.

**GENERAL FUND EXPENDITURES  
FY 2016 - 2017**

Departments	FY 2015-2016 Adopted Budget	FY 2016-2017 Recommended Budget	FY 2016-2017 % of Total Budget	Net Difference	% Difference
Police	\$1,874,645	\$2,250,698	52.13%	\$376,053	20.06%
Public Works	67,852	93,381	2.16%	25,529	37.62%
City Mngr/Finance	257,544	254,908	5.90%	(2,636)	-1.02%
Fire & Fire Marshall	229,109	350,090	8.11%	120,981	52.80%
GG Bldg & Non-Dept.	157,550	178,640	4.14%	21,090	13.39%
Planning & Bldg	220,201	310,658	7.20%	90,457	41.08%
City Attorney	45,000	50,000	1.16%	5,000	11.11%
Prks, Rec, Aqua & Youth	383,613	329,690	7.64%	(53,923)	-14.06%
City Council	47,555	38,826	0.90%	(8,729)	-18.36%
Debt Service	669,568	18,403	0.43%	(651,165)	0.00%
TUT Initiatives /a		442,000	10.24%	442,000	0.00%
<b>TOTAL</b>	<b>\$3,952,637</b>	<b>\$4,317,294</b>		<b>\$364,657</b>	<b>9.23%</b>





## ***Revenues***

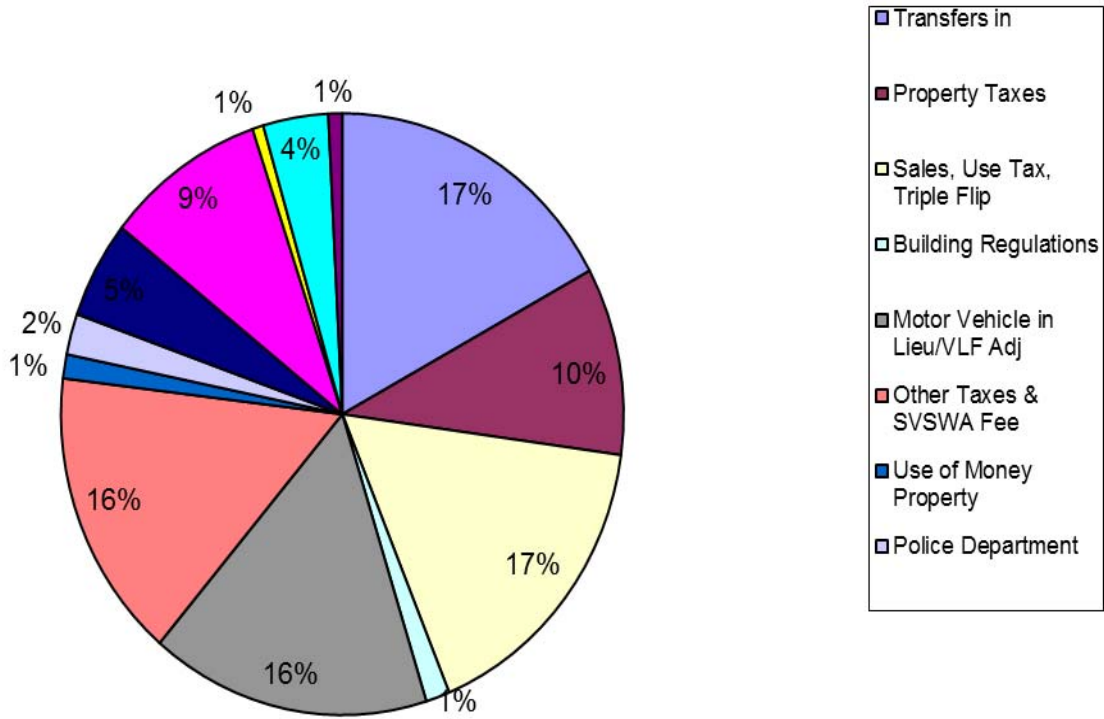
The next graph, *General Fund Revenues*, illustrates the major revenue sources of the General Fund. Overall, revenues total \$4,810,605, which is \$835,505 or 21% higher than the prior fiscal year. The largest source is Transfers In at \$822,251 or 17%; followed by Sales & Use Tax \$800,000 or 16.6%; followed by Motor Vehicle in Lieu/VLF Adj. at \$773,500 or 16%. This is followed by Other Taxes & SVSWA fee at \$753,200 or 15.6%; Property Taxes at 10% or \$484,800; and TUT revenues at \$442,000 or 9%. FY 2016-2017 continues the trend of the last few years of modest gains in tax revenues, further indicating a recovering local economy. The major reasons for the increase are (a) a significant loan payment from the Successor Agency, (b) increase in tax revenues, and (c) increase in police revenues.

On the permit activity, it is important to point out that the budget reflects a slight increase. However, as of the time that the budget document, several development projects were in their preliminary stages that if they materialize, will increase this revenue source significantly.

*[Left intentionally blank]*

**GENERAL FUND REVENUES  
FY 2016-2017**

Revenue Sources	FY 2015-2016 Adopted Budget	FY 2016-2017 Recommended Budget	FY 2016-2017 % of Total Budget	Net Difference	% Difference
Transfers in	\$ 311,296	\$ 822,251	17.09%	\$ 510,955	164.1%
Property Taxes	478,500	484,800	10.08%	6,300	1.3%
Sales & Use Tax	730,000	800,000	16.63%	70,000	9.6%
Building Regulations	53,650	65,900	1.37%	12,250	22.8%
Motor Vehicle in Lieu/VLF Adj	675,000	773,500	16.08%	98,500	14.6%
Other Taxes & SVSWA Fee	784,000	753,200	15.66%	(30,800)	-3.9%
Use of Money Property	53,000	62,000	1.29%	9,000	17.0%
Police Department	61,950	105,950	2.20%	44,000	71.0%
Fire Department	250,000	252,300	5.24%	2,300	0.9%
TUT Revenue	300,000	442,000	9.19%	142,000	47.3%
Planning Department & City Manager	51,004	30,504	0.63%	(20,500)	-40.2%
Recreation Services & Youth Dev.	188,000	180,000	3.74%	(8,000)	-4.3%
<b>TOTAL</b>	<b>\$3,975,100</b>	<b>\$4,810,605</b>		<b>\$835,505</b>	



## **Overview of Different Budgets**

The following section briefly highlights the reasons for the changes in some of the budgets. Please refer to the individual budget narrative sheets for a summary of each budget.

### ***General Fund Revenues***

This budget reflects revenues that cannot be attributed to any one particular budget. All other revenues are reflected directly in the programs for which they are to be used for, and/or generated. This is done in order to more accurately reflect the activity, and present a more accurate account of the overall program.

As mentioned previously, General Fund Revenues are up mainly due to a significant loan repayment from the Successor Agency.

**It cannot be emphasized enough that it is important to continue to identify other revenue sources for the City in order to maintain a balanced budget, and provide the services needed to support the Vision of the City.** Staff is cautiously optimistic that sales tax and property tax revenues will continue to trend up, especially if several projects currently in various stages of the permit and/or development process, materialize.

### ***City Council***

This budget reflects a small decrease due to the spreading of costs to other areas.

### ***City Manager & Finance***

The City Manager's budget reflects a decrease due to the appointment of the Special Projects Director to the Public Works Director and spreading out his costs to the Public Work budgets. The increase in Finance is due to reflecting full year funding to replace an existing vacant Administrative Assistant position.

### ***General Government & Non-Departmental***

Combined, these budgets reflect an increase in contractual services.

### ***Police***

The increase in this budget is primarily personnel driven due to full year funding of the School Resource Officer approved in FY 2015-2016, and a new Police Officer position needed to keep up with the workload and coverage requirements for the City.

### ***Fire***

The increase is being driven by full year funding for the Fire Engineer approved and filled in FY 2015-2016.

### ***Building***

The increase in this budget is due to reflecting funding for the Building Inspector I/II position approved in FY 2015-2016.

### ***Public Works***

The increase is due to reflecting a portion of the funding for the Public Works Director position, that will be filled via an internal promotion.

### ***Parks, Recreation & Aquatics***

The increase in these budgets is primarily due to the replacement restrooms for Central Park being funded by the TUT revenues.

### ***Debt Service***

The reason for the significant decrease is due to the successful resolution of a long standing dispute with the State Department of Finance pertaining to the Reimbursement Agreement between the City and the Dissolved Gonzales Redevelopment Agency. As a result, this debt was transferred to the Successor Agency.

### **OTHER FUNDS**

Significant programs outside the General Fund are Sewer, Water, Garbage, Assessment Districts, Successor Agency to the Gonzales Redevelopment Agency, and the Impact Funds. Generally, all the Impact Funds reflect increase in revenues from anticipated development.

### ***Community Development***

The decrease in the Proposed Budget is simply due to the completion of the HOME Investment Partnership Grant that rehabilitated four homes. Staff will pursue new grant opportunities as they become available.

### ***Business Loan and Airport Pollution Control Grants***

The change reflects the expected level of loan activity for the fiscal year.

### ***Air Pollution Control Fund***

The increase in this fund is due to the proposed purchase of a replacement energy efficient vehicle.

### ***Community Development Block Grant-Urban County***

The change in this fund is due to reflecting the project to improve ADA accessibility at the Community Pool.

### ***Street Fund***

The increase in this fund is being driven by the ATP Grant Sidewalk Improvement Project, and the Proposition 84 Low Impact Development Grant Project.

### ***Fire Impact***

The decrease in this fund is because no capital projects are anticipated.

### ***General Plan Impact Fund***

This budget includes the expenditures and revenues anticipated to complete amendments to the General Plan to bring into conformance with the increase to Gonzales Sphere of Influence, approved by the Local Agency Formation Commission (LAFCO).

### ***Public Safety Fund***

The major difference is the Transfer In from the General Fund to balance the fund. Expenditures essentially remain the same, but grant funds have not been sufficient for a number of years, which has led to the recommendation to transfer in General Fund resources.

### ***Sewer Impact Fund***

The increase in this fund is due to contractual services to undertake a study to increase capacity at the Waste Water Treatment Plant (WWTP), and setting aside funds to obtain an option to purchase additional land at the WWTP.

### ***Water Impact Funds***

This fund reflects expenditures in engineering and surveying to develop water well design plans and

specifications, including groundwater to identify favorable locations and depths for future municipal wells within the new service areas, and identify potential impacts to City supply due to current agricultural pumping.

***Public Facilities Impact Fund***

The decrease in this fund reflects the design work on City Hall has been stopped until a workshop can be held with the City Council to obtain direction.

***Park Impact Fund***

This fund reflects a modest appropriation for engineering and surveying in the event it is needed during the fiscal year.

***Signalization Fund***

This fund reflects expenditures to assist with the traffic signal improvements and roundabouts for 5<sup>th</sup> Street and Hwy 101, and 5<sup>th</sup> Street and Harold Parkway, should those projects happen.

***Assessment District Funds***

All these funds reflect the activities necessary for the operation and maintenance of the districts. However, as a result of high reserve balances in the Gonzales Industrial Park Landscape District and the Gonzales Industrial Park Benefit Assessment Districts, no levy of assessments is recommended for the Fiscal Year.

***Gonzales Successor Agency***

The budget reflects the expenditures approved in the Recognized Obligation Payment Scheduled (ROPS) approved by the State Department of Finance (DOF), and revenues needed to cover all the obligations of the former RDA, and to continue the wind down process.

***Gonzales Successor Agency - Housing***

The increase in this budget is due to reflecting an appropriation to leverage housing grant funds, should they become available.

***Capital Infrastructure Fund***

This fund continues to reflect expenditures to (a) enhance the City's economic development efforts and website, (b) retain consultants as needed to provide service to enhance the City's revenue base and economic development, and (c) help match engineering, and/or planning services for expansion/upgrade to the City's infrastructure.

***Water Enterprise Funds***

This budget reflects the appropriation authority needed to maintain the City's Water System. It reflects \$1.5 million in capital outlay project improvements to replace City Well #3, and purchase a replacement truck. In addition, this budget reflects the debt service for (a) the Private Placement utilized to expand the Sewer Treatment Plant, and the construction of the two 3 million gallon water tanks; and (b) financing for Phase I and II of the Solar Project.

***Sewer Enterprise Fund***

Similar to the Water Fund, this budget reflects the appropriation authority needed to maintain the City's Sewer System. In addition, this budget reflects (a) engineering work to remove sludge from the ponds and design the expansion of the plant, (b) funds to repair the head works, (c) an appropriation to obtain an option to purchase additional land at the plant, (d) financing for Phase I and II of the Solar Project, and (c) this budget's share of a used replacement dump truck.

## **CRITICAL AREAS NOT FUNDED**

While the budget is balanced, there are a few critical areas that would or should be funded. One area is establishing a Streets Improvement and Maintenance Program before the streets deteriorate further. It is important to begin to catch up on many years of deferred maintenance especially on Alta Street. While the pending countywide Transportation Agency of Monterey County (TAMC) 3/8<sup>th</sup> sales tax measure being proposed, if approved by the voters, would provide needed resources, they will not be sufficient to accomplish all that is needed. Ultimately the City will need to piece together several steady revenues and finance the street improvements. For example the TUT revenues could be used in the future to finance street improvements, but in order to make a dent, it may be necessary to go to the voters to increase the 10-year sunset of the ½ cent TUT and increase it to a full 1%.

## **BUDGET RISK AREAS**

Similar to prior years, while the City's fiscal situation is sound, the Proposed Budget includes several assumptions that if they do not materialize, have the potential to impact the overall budget and require additional adjustments. For example, risks include:

1. The FY 2015-2016 year-end Fund Balance could come in lower than expected;
2. The current economic recovery could stall leading to less property and sales taxes being generated within the City; and
3. Cal-PERS and Health benefit costs could increase beyond anticipated levels.

## **ADDITIONAL POLICY AREAS**

There are several policies that require additional attention, even though they might have already been mentioned in this Budget Message.

### ***Vision and Mission***

As this budget is reviewed, it is important to look at it with the City's Vision and Mission in mind. A lot of work has been done and is underway to align the budget with the City's Vision. For example, programs or initiatives include, but are not limited to:

- Continue implementation of the joint initiative with GUSD "*Ensuring Gonzales Youth Achieve 21<sup>st</sup> Century Success;*"
- Continue improvements to the City's Water, Sewer, and Street infrastructure, to further the Vision, and implement the Mission;
- More strategic and coordinating grant writing program that if successful, would generate significant resources to the City needed to continue to support the Vision and Mission;
- Maximize the use of the renovated Community Pool;
- Continue proactive implementation of the Gonzales Grows Green Initiative, which has already begun to enhance economic development, will lead to more quality jobs and increased tax base;
- Continue taking on a leadership roles in countywide and/or regional efforts;
- Amend the City's General Plan to reflect the LAFCO approved 2000 acre increase to the City's Sphere of Influence, which takes a long term view of the City's future necessary to sustain the Vision and assure that:

***Gonzales will continue to be a safe, clean, family-friendly community, diverse in its heritage, and committed to working collaboratively to preserve and retain its small town charm***

### ***Economic Development***

Efforts on the Economic Development front include:

- The CDBG Business Development/Enhancement Loan Program;
- Continue proactive implementation of the “Gonzales Grows Green” (G3) Initiative;
- As the Co-Chair of the Monterey Bay Economic Partnership (MBEP), continue to proactively develop and expand this regional effort;
- Active and meaningful utilization of the Council’s Economic Development Committee;
- Expand the Retail Attraction Program;
- Marketing and implementation of the approved Economic Development Incentive Program;
- Pro-active development of the Gonzales Agricultural Industrial Business Park; and
- Implementation and development of the “*Ensuring Gonzales Youth Achieve 21<sup>st</sup> Century Success.*”

***The Gonzales Quality of Life Temporary Transactions and Use Tax (TUT)***

Unlike the prior fiscal year, the FY 2016-2017 Budget includes robust use of TUT resources as recommended by the TUT Advisory Committee. These projects include payment of the financing used for the Community Pool Renovation Project, continuation of the “*Ensuring Gonzales Youth Achieve 21<sup>st</sup> Century Success*” Initiative, the replacement of the restrooms at Central Park, and a Community Grant Program.

About the TUT, it is important to point out that your Council has kept its word to the Community and is utilizing these resources for projects and initiatives that are of direct benefit to the Community. The Fiscal Year 2016-2017 does not reflect any TUT resources going into the City operating budgets.

**SUMMARY OF RECOMMENDATIONS TO THE CITY COUNCIL AND THE SUCCESSOR AGENCY BOARD**

1. Consider and Adopt the Resolution 2016-39, A Resolution of the City Council of the City of Gonzales Adopting an Operating Budget for the City for the Fiscal Year July 1, 2016 through June 30, 2017, and providing for the Appropriations and Expenditures of All Sums Set Forth Therein;
2. Consider and Adopt the Resolution SA-2016-03, A Resolution of the City Council of the City of Gonzales Acting as Successor Agency for the Gonzales Redevelopment Agency Approving and Adopting a Successor Agency Budget for the Period Between July 1 of 2016 and June 30 of 2017; and
3. If needed, direct staff to make changes as necessary and schedule adoption of the Recommended Budget for the City and Successor Agency on June 29, 2016 at 5:00pm.

**CONCLUSION**

The budget, this year, continues the positive direction that has been seen over the last few years. Not only does the economy continue to do well, but the voter approved TUT is being utilized for projects and initiatives that are a direct benefit to the Community. While there are many positive aspects underway in the City as we approach FY 2016-2017, perhaps none are greater than completing the renovation of the Gonzales Community Pool on time as directed by your Council and promised to the Community.

I want to close by encouraging the Council and Board to adopt the Recommended Budget as presented, which is balanced, and sets forth a plan for the future.

In addition, all City employees, as well as members of the public and press, should feel free to ask questions or provide comment on the contents of this document. I would welcome the opportunity to sit down with each of you to discuss this document. Please do not hesitate to contact my office to schedule a meeting time.

Finally, I would once again like to express my thanks to all the Managers and staff whose commitment to excellence made this document possible.

**ATTACHMENTS:**

- Exhibit A – Fund Balance Summary
- Exhibit B – Budget Summary of all Funds
- Exhibit C – Interfund Transfer Reconciliation
- Exhibit D – Classification Plan FY 2016-2017



**FUND BALANCE SUMMARY**  
**ALL CITY FUNDS**  
**FISCAL YEAR 2016-2017 Final Budget**  
**July 1, 2016**

<b>Fund #</b>	<b>Fund Name</b>	<b>Estimated Beginning Fund Balance 06/30/16</b>	<b>FY 2016-17 Budgeted Revenues</b>	<b>FY 2016-17 Budgeted Expenditures</b>	<b>Fund Balance Transfers</b>	<b>Estimated Ending Fund Balance 06/30/17</b>	<b>Reserved Funds</b>	<b>Estimated Ending Unreserved Fund Balance 06/30/17</b>
100	General Fund	\$ 2,147,228	\$ 3,972,550	\$ 4,203,891	\$ 724,652	\$ 2,640,539	\$1,000,000	\$ 1,640,539
120	Community Development	\$ 107,656	\$ 15,000	\$ -	\$ -	\$ 122,656	\$ -	\$ 122,656
123	Business Loan Grant	\$ 132,983	\$ 109,310	\$ 80,000	\$ (20,000)	\$ 142,293	\$ -	\$ 142,293
124	Air Pollution Control Fund	\$ 79,275	\$ 15,500	\$ 35,000	\$ -	\$ 59,775	\$ -	\$ 59,775
127	CDBG - Urban County	\$ 157,173	\$ 163,047	\$ 147,243	\$ (15,804)	\$ 157,173	\$ -	\$ 157,173
130	Street Fund	\$ 476,989	\$ 1,234,800	\$ 1,534,170	\$ 65,200	\$ 242,819	\$ -	\$ 242,819
150	Supplemental Law Enforcement	\$ 28,659	\$ 149,000	\$ 5,000	\$ (149,000)	\$ 23,659	\$ -	\$ 23,659
190	Fire Impact Fund	\$ 60,692	\$ 15,000	\$ -	\$ -	\$ 75,692	\$ -	\$ 75,692
200	General Fund Impact Fund	\$ 137,886	\$ 882,707	\$ 882,707	\$ -	\$ 137,886	\$ -	\$ 137,886
201	Sphere of Influence Impact Fund	\$ (13,814)	\$ -	\$ -	\$ -	\$ (13,814)	\$ -	\$ (13,814)
210	Public Safety Fund	\$ (29,317)	\$ 23,000	\$ 222,617	\$ 244,000	\$ 15,066	\$ -	\$ 15,066
220	Police Impact Fund	\$ 6,363	\$ 30,000	\$ 26,000	\$ -	\$ 10,363	\$ -	\$ 10,363
230	Sewer Impact Fund	\$ 763,901	\$ 20,500	\$ 70,000	\$ -	\$ 714,401	\$ -	\$ 714,401
235	Circulation System Impact Fund	\$ 495,750	\$ 20,500	\$ 25,000	\$ -	\$ 491,250	\$ -	\$ 491,250
240	Water Impact Fund	\$ 926,195	\$ 21,500	\$ 42,000	\$ -	\$ 905,695	\$ -	\$ 905,695
241	Public Facilities Impact Mitig	\$ 52,440	\$ 3,000	\$ -	\$ -	\$ 55,440	\$ -	\$ 55,440
242	Public Uses Mitigation Fees	\$ 19,694	\$ -	\$ -	\$ -	\$ 19,694	\$ -	\$ 19,694
243	Aquatic Facilities Mitigation	\$ 1,357	\$ -	\$ -	\$ -	\$ 1,357	\$ -	\$ 1,357
244	Animal Control Facilities Mitigation	\$ 172	\$ -	\$ -	\$ -	\$ 172	\$ -	\$ 172
245	Storm Drainage Facility Impact Fund	\$ 69,760	\$ 10,300	\$ 30,000	\$ -	\$ 50,060	\$ -	\$ 50,060
250	Park Impact Fund	\$ 7,682	\$ 5,100	\$ 5,000	\$ -	\$ 7,782	\$ -	\$ 7,782
260	Signalization Impact Fund	\$ 352,134	\$ 1,000	\$ 80,000	\$ -	\$ 273,134	\$ -	\$ 273,134
270	CA Breeze Park Maintenance	\$ 156,769	\$ 79,140	\$ 83,323	\$ (5,000)	\$ 147,586	\$ 24,218	\$ 123,368
280	CA Breeze Maintenance #1	\$ 29,900	\$ 15,560	\$ 31,422	\$ (5,000)	\$ 9,038	\$ 38,950	\$ (29,912)
290	CA Breeze Maintenance #2	\$ (20,450)	\$ 26,200	\$ 20,422	\$ (14,700)	\$ (29,372)	\$ 38,024	\$ (67,396)
300	CA Breeze Maintenance #3	\$ 90,643	\$ 27,470	\$ 40,725	\$ (18,100)	\$ 59,288	\$ 50,780	\$ 8,508
302	Canyon Creek Park & Park Maint	\$ 318,664	\$ 95,600	\$ 73,778	\$ -	\$ 340,486	\$ 55,000	\$ 285,486
304	Canyon Creek Maintenance #1	\$ 170,054	\$ 34,100	\$ 31,195	\$ (14,400)	\$ 158,559	\$ 7,120	\$ 151,439
306	Canyon Creek Maintenance #2	\$ 104,815	\$ 32,700	\$ 61,046	\$ (14,400)	\$ 62,069	\$ 8,780	\$ 53,289
308	Canyon Creek Maintenance #3	\$ 161,164	\$ 43,100	\$ 51,730	\$ (16,200)	\$ 136,334	\$ 12,320	\$ 124,014
310	Cipriani Estates Park Maint	\$ 72,468	\$ 34,100	\$ 59,800	\$ (5,000)	\$ 41,768	\$ 55,000	\$ (13,232)
312	Cipriani Estates Maintenance	\$ 295,264	\$ 50,800	\$ 87,335	\$ (12,700)	\$ 246,029	\$ 10,000	\$ 236,029
314	Gonzales Industrial Park Landscape	\$ 106,375	\$ -	\$ 41,763	\$ (4,700)	\$ 59,912	\$ 10,000	\$ 49,912
316	Gonzales Industrial Park Benefit Assess	\$ 85,483	\$ 200	\$ 62,200	\$ (9,100)	\$ 14,383	\$ 30,000	\$ (15,617)
407	Ag Ind. Park Federal Grant	\$ 6,162	\$ -	\$ 5,000	\$ -	\$ 1,162	\$ -	\$ 1,162
420	Shopping Center REDIP	\$ -	\$ 7,196	\$ -	\$ (7,196)	\$ -	\$ -	\$ -
426	City Successor Agency **	\$ 8,413,483	\$ 1,821,000	\$ 1,254,999	\$ (510,955)	\$ 8,468,529	\$ -	\$ 8,468,529
427	Successor Agency - Housing	\$ 40,262	\$ 50,150	\$ 100,000	\$ -	\$ (9,588)	\$ -	\$ (9,588)
450	Gonzales River Rd Assess District	\$ 9,570	\$ 54,652	\$ 52,050	\$ -	\$ 12,172	\$ -	\$ 12,172
460	Infrastructure Improvement Fund	\$ 375,281	\$ 258,000	\$ 80,000	\$ -	\$ 553,281	\$ -	\$ 553,281
520	Water Enterprise **	\$ 2,411,745	\$ 1,233,700	\$ 2,850,411	\$ (187,476)	\$ 607,558	\$ -	\$ 607,558
530	Sewer Enterprise	\$ 1,764,065	\$ 854,000	\$ 972,071	\$ (151,753)	\$ 1,494,241	\$ -	\$ 1,494,241
540	Garbage Enterprise	\$ (12,017)	\$ 1,091,620	\$ 841,604	\$ (230,000)	\$ 7,999	\$ -	\$ 7,999
550	Solar Project Enterprise **	\$ 1,291,370	\$ 65,000	\$ 1,558,194	\$ 357,632	\$ 155,808	\$ -	\$ 155,808

\*\* Adjusted to exclude the amount of Long Term Debt.



**City of Gonzales**  
**Budget Summary**  
**Fiscal Year 2016-2017**

**General Fund**

Account Title	Original Budget FY 2015-2016	Amended Budget FY 2015-2016	Budget FY 2016-2017	Variance
<b>General Revenues:</b>				
Transfers In	311,296	1,411,296	822,251	510,955
Property Taxes	478,500	479,000	484,800	6,300
Sales and Use Tax & Triple Flip	730,000	840,000	800,000	70,000
Motor Vehicle In Lieu Tax / VLF Adj	675,000	745,000	773,500	98,500
Other Taxes & Fees	784,000	776,000	753,200	(30,800)
Use of Money Property	53,000	62,000	62,000	9,000
Intergovernmental	1,200	1,200	1,200	-
Fines and Penalties	10,000	10,000	10,000	-
Other Revenue	27,500	22,500	27,000	(500)
City Manager	23,000	23,000	-	(23,000)
Planning Department	28,004	33,004	30,504	2,500
Police Department	61,950	61,450	105,950	44,000
Fire Department	250,000	252,300	252,300	2,300
Building Regulations	53,650	65,900	65,900	12,250
Public Works	-	-	-	-
Youth Development	90,000	10,000	20,000	(70,000)
Recreation Services	98,000	1,610,000	160,000	62,000
	3,675,100	6,402,650	4,368,605	693,505
<b>Departmental Net Expenditures:</b>				
City Council	47,555	50,555	38,826	(8,729)
City Manager/City Clerk	193,580	131,564	134,583	(58,997)
Finance	63,964	67,004	120,325	56,361
City Attorney	45,000	45,000	50,000	5,000
Planning	189,128	197,556	202,828	13,700
General Governmental Building	89,550	89,550	91,000	1,450
Non-Departmental	68,000	87,640	87,640	19,640
Police Department	1,874,645	2,064,383	2,250,698	376,053
Fire Department	229,109	269,530	350,090	120,981
Building Regulations	31,073	41,554	107,830	76,757
Fire Marshall	-	-	-	-
Public Works	67,852	69,871	93,381	25,529
Parks	92,789	100,611	105,099	12,310
Recreation Services	169,745	170,745	178,051	8,306
City Aquatics Program	31,079	1,527,955	43,890	12,811
Youth Development	90,000	-	2,650	(87,350)
Debt Service	669,568	148,384	18,403	(651,165)
	3,952,637	5,061,902	3,875,294	(77,343)
<b>Excess Revenue Over &lt;Under&gt; Expenditures Operations</b>	(277,537)	1,340,748	493,311	770,848
<b>TUT Voter Approved Tax /a</b>				
Sales Tax	300,000	418,000	442,000	142,000
Youth Services & Community Grant Program	-	(90,000)	(107,350)	(107,350)
Parks	-	-	(205,000)	(205,000)
City Aquatics Program	-	(110,000)	-	-
Debt Service	-	(100,000)	(129,650)	(129,650)
	300,000	118,000	-	(300,000)
<b>Excess Revenue Over &lt;Under&gt; Expenditures Total General Fund</b>	22,463	1,458,748	493,311	470,848

/a TUT Expenditures are reflected in General Fund budgets; however, they are broken out in the summary sheets to clearly illustrate what is being funded.

**City of Gonzales**  
**Budget Summary**  
**Fiscal Year 2016-2017**

**Enterprise Funds**

<u>Account Title</u>	<u>Original Budget FY 2015-2016</u>	<u>Amended Budget FY 2015-2016</u>	<u>Budget FY 2016-2017</u>	<u>Variance</u>
<b>Water Fund</b>				
Revenues	1,293,700	1,293,700	1,293,700	-
Expenditures	<u>(2,689,818)</u>	<u>(1,421,236)</u>	<u>(3,097,887)</u>	<u>(408,069)</u>
Excess Revenues Over Expenditures	<u>(1,396,118)</u>	<u>(127,536)</u>	<u>(1,804,187)</u>	<u>(408,069)</u>
<b>Sewer Fund</b>				
Revenues	904,000	854,000	854,000	(50,000)
Expenditures	<u>(1,038,263)</u>	<u>(1,052,881)</u>	<u>(1,123,824)</u>	<u>(85,561)</u>
Excess Revenues Over Expenditures	<u>(134,263)</u>	<u>(198,881)</u>	<u>(269,824)</u>	<u>(135,561)</u>
<b>Garbage Fund</b>				
Revenues	1,091,620	1,091,620	1,091,620	-
Expenditures	<u>(1,091,620)</u>	<u>(1,083,059)</u>	<u>(1,071,604)</u>	<u>20,016</u>
Excess Revenues Over Expenditures	<u>-</u>	<u>8,561</u>	<u>20,016</u>	<u>20,016</u>
<b>Solar Project Fund</b>				
Revenues	335,000	335,000	422,632	87,632
Expenditures	<u>(270,000)</u>	<u>(318,111)</u>	<u>(1,558,194)</u>	<u>(1,288,194)</u>
Excess Revenues Over Expenditures	<u>65,000</u>	<u>16,889</u>	<u>(1,135,562)</u>	<u>(1,200,562)</u>
<b>Totals - Enterprise Funds</b>	<u>(1,465,381)</u>	<u>(300,967)</u>	<u>(3,189,557)</u>	<u>(1,724,176)</u>

**City of Gonzales**  
**Budget Summary**  
**Fiscal Year 2016-2017**

**Special Revenue Funds Summary**

<u>Account Title</u>	<u>Original Budget FY 2015-2016</u>	<u>Amended Budget FY 2015-2016</u>	<u>Budget FY 2016-2017</u>	<u>Variance</u>
<b>Community Development &amp; Recreation</b>				
Revenues	401,352	617,389	302,857	(98,495)
Expenditures	<u>(407,026)</u>	<u>(407,526)</u>	<u>(298,047)</u>	<u>108,979</u>
Excess Revenues Over Expenditures	<u>(5,674)</u>	<u>209,863</u>	<u>4,810</u>	<u>10,484</u>
<b>Impact Fees</b>				
Revenues	1,038,907	1,100,382	1,009,607	(29,300)
Expenditures	<u>(1,252,864)</u>	<u>(1,370,243)</u>	<u>(1,160,707)</u>	<u>92,157</u>
Excess Revenues Over Expenditures	<u>(213,957)</u>	<u>(269,861)</u>	<u>(151,100)</u>	<u>62,857</u>
<b>Public Safety</b>				
Revenues	327,000	334,149	416,000	89,000
Expenditures	<u>(382,696)</u>	<u>(396,791)</u>	<u>(376,617)</u>	<u>6,079</u>
Excess Revenues Over Expenditures	<u>(55,696)</u>	<u>(62,642)</u>	<u>39,383</u>	<u>95,079</u>
<b>Special Assessment Districts</b>				
Revenues	500,516	500,666	500,818	302
Expenditures	<u>(908,339)</u>	<u>(959,339)</u>	<u>(823,285)</u>	<u>85,054</u>
Excess Revenues Over Expenditures	<u>(407,823)</u>	<u>(458,673)</u>	<u>(322,467)</u>	<u>85,356</u>
<b>Streets &amp; Transportation</b>				
Revenues	499,000	499,000	1,300,000	801,000
Expenditures	<u>(671,381)</u>	<u>(771,381)</u>	<u>(1,534,170)</u>	<u>(862,789)</u>
Excess Revenues Over Expenditures	<u>(172,381)</u>	<u>(272,381)</u>	<u>(234,170)</u>	<u>(61,789)</u>
<b>Totals - Special Revenue Funds</b>	<u>(855,531)</u>	<u>(853,694)</u>	<u>(663,544)</u>	<u>191,987</u>
<b>Infrastructure Improvement Fund</b>				
Revenues	30,000	30,000	258,000	228,000
Expenditures	<u>(85,000)</u>	<u>(85,000)</u>	<u>(80,000)</u>	<u>5,000</u>
Excess Revenues Over Expenditures	<u>(55,000)</u>	<u>(55,000)</u>	<u>178,000</u>	<u>233,000</u>

**City of Gonzales**  
**Budget Summary**  
**Fiscal Year 2016-2017**

**City of Gonzales Successor Agency and Successor Housing Agency**

<u>Account Title</u>	<u>Original Budget FY 2015-2016</u>	<u>Amended Budget FY 2015-2016</u>	<u>Budget FY 2016-2017</u>	<u>Variance</u>
<b>City Successor Agency - Trust Fund</b>				
Revenues	1,323,500	1,838,500	1,821,000	497,500
Expenditures	<u>(1,106,005)</u>	<u>(1,832,261)</u>	<u>(1,765,954)</u>	<u>(659,949)</u>
Excess Revenues Over Expenditures	<u>217,495</u>	<u>6,239</u>	<u>55,046</u>	<u>(162,449)</u>
<b>Successor Housing Agency - City Fund</b>				
Revenues	7,000	6,150	50,150	43,150
Expenditures	<u>(50,100)</u>	<u>(50,000)</u>	<u>(100,000)</u>	<u>(49,900)</u>
Excess Revenues Over Expenditures	<u>(43,100)</u>	<u>(43,850)</u>	<u>(49,850)</u>	<u>(6,750)</u>

**CITY OF GONZALES**  
**INTERFUND TRANSFER RECONCILIATION**  
**FY 2016-17**

FUND	DESCRIPTION	TRANSFERS (IN)	TRANSFERS (OUT)	COMMENTS
[100]	General Fund			From Fund CDBG
		20,000.00		From Cal Breeze
		15,000.00		From Canyon Creek
		10,000.00		From Cipriani
		9,100.00		From Industrial Park
		35,804.00		From CDBG
		7,196.00		From Fund 420
		510,955.00		From Fund 426
		230,000.00		From Fund 540
			95,000.00	To Fund 210
			18,403.00	To Fund 550
[123]	CDBG - Bus Loan Grant		20,000.00	To Fund 100
[127]	CDBG - Urban County		15,804.00	To Fund 100
[130]	Street Fund			From Cal Breeze
		22,800.00		From Canyon Creek
		30,000.00		From Cipriani
		4,700.00		From Industrial Park
		7,700.00		
[150]	Supplemental Law Enforcement		149,000.00	To Fund 210
[210]	Public Safety Fund			From Fund 150
		149,000.00		From Fund 100
		95,000.00		
[270]	CA Breeze Park Maintenance		5,000.00	To Fund 100
[280]	CA Breeze Maintenance #1		5,000.00	To Fund 100
[290]	CA Breeze Maintenance #2		5,000.00	To Fund 100
			9,700.00	To Fund 130
[300]	CA Breeze Maintenance #3		5,000.00	To Fund 100
			13,100.00	To Fund 130
[304]	Canyon Creek Park Maintenance #1		5,000.00	To Fund 100
			9,400.00	To Fund 130
[306]	Canyon Creek Park Maintenance #2		5,000.00	To Fund 100
			9,400.00	To Fund 130
[308]	Canyon Creek Park Maintenance #3		5,000.00	To Fund 100
			11,200.00	To Fund 130
[310]	Cipriani Estates Park Maintenance		5,000.00	To Fund 100
[312]	Cipriani Estates Maintenance		5,000.00	To Fund 100
			7,700.00	To Fund 130
[314]	Gonzales Industrial Park Landscape Maint		4,700.00	To Fund 130
[316]	Gonzales Industrial Park		9,100.00	To Fund 100
[420]	Shopping Center REDIP		7,196.00	To Fund 100
[426]	Successor Agency		510,955.00	To Fund 100
[520]	Water Enterprise			From Fund 530
		60,000.00		To Fund 550
			247,476.00	
[530]	Sewer Enterprise			To Fund 520
			60,000.00	To Fund 550
			91,753.00	
[540]	Garbage Enterprise		230,000.00	To Fund 100
[550]	Solar Project Fund			From Fund 100
		18,403.00		From Fund 520
		247,476.00		From Fund 530
		91,753.00		
	TOTALS	<u>1,564,887.00</u>	<u>1,564,887.00</u>	

# CITY OF GONZALES CLASSIFICATION PLAN

## FISCAL YEAR 2016-2017

REVISED 07-01-16

CLASSIFICATION	FOUR-PERCENT STEP ADVANCEMENT						EXCELLENCE INCENTIVES	
	STEP 1	STEP 2	STEP 3	STEP 4	STEP 5	STEP 6	STEP 7	STEP 8
<b>EXECUTIVE MANAGEMENT STAFF</b>								
CITY MANAGER	\$12,730.00 MONTHLY (SALARY INDEPENDENT OF STEP SCHEDULE)							
DEPUTY CITY MANAGER/COMMUNITY DEVELOPMENT DIRECTOR	\$6,094.60	\$6,338.38	\$6,591.92	\$6,855.59	\$7,129.82	\$7,415.01	\$7,711.61	\$8,020.08
*DEPUTY CITY MANAGER/COMMUNITY DEVELOPMENT DIRECTOR - CLASSIC EMPLOYEE ADDITIONAL COMP	\$213.31	\$221.84	\$230.72	\$239.95	\$249.54	\$259.53	\$269.91	\$280.70
PUBLIC SAFETY DIRECTOR (CHIEF OF POLICE)	\$7,486.26	\$7,785.71	\$8,097.13	\$8,421.02	\$8,757.86	\$9,108.18	\$9,472.50	\$9,851.40
*PUBLIC SAFETY DIRECTOR (CHIEF OF POLICE) - CLASSIC EMPLOYEE ADDITIONAL COMP	\$524.04	\$545.00	\$566.80	\$589.47	\$613.05	\$637.57	\$663.08	\$689.60
DEPUTY POLICE CHIEF	\$7,248.00	\$7,537.92	\$7,839.43	\$8,153.01	\$8,479.13	\$8,818.30	\$9,171.03	\$9,537.87
*DEPUTY POLICE CHIEF - CLASSIC EMPLOYEE ADDITIONAL COMP	\$507.36	\$527.65	\$548.76	\$570.71	\$593.54	\$617.28	\$641.97	\$667.65
DEPUTY EMERGENCY SERVICES DIRECTOR/SPECIAL PROJECTS DIRECTOR	\$5,250.88	\$5,460.92	\$5,679.35	\$5,906.53	\$6,142.79	\$6,388.50	\$6,644.04	\$6,909.80
*DEPUTY EMERGENCY SERVICES DIRECTOR/SPECIAL PROJECTS DIRECTOR - CLASSIC EMPLOYEE ADDITIONAL COMP	\$367.56	\$382.26	\$397.55	\$413.46	\$430.00	\$447.19	\$465.08	\$483.69
DIRECTOR OF PUBLIC WORKS	\$5,648.01	\$5,873.93	\$6,108.88	\$6,353.24	\$6,607.37	\$6,871.66	\$7,146.53	\$7,432.39
*DIRECTOR OF PUBLIC WORKS - CLASSIC EMPLOYEE ADDITIONAL COMP	\$197.68	\$205.59	\$213.81	\$222.36	\$231.26	\$240.51	\$250.13	\$260.13
<b>MID-MANAGEMENT STAFF</b>								
DEPUTY FIRE CHIEF	\$4,600.41	\$4,784.42	\$4,975.80	\$5,174.83	\$5,381.82	\$5,597.10	\$5,820.98	\$6,053.82
*DEPUTY FIRE CHIEF - CLASSIC EMPLOYEE ADDITIONAL COMP	\$322.03	\$334.91	\$348.31	\$362.24	\$376.73	\$391.80	\$407.47	\$423.77
RECREATION COORDINATOR/ ADMINISTRATIVE ANALYST	\$4,386.55	\$4,562.01	\$4,744.49	\$4,934.27	\$5,131.64	\$5,336.91	\$5,550.38	\$5,772.40
*RECREATION COORDINATOR/ ADMINISTRATIVE ANALYST - CLASSIC EMPLOYEE ADDITIONAL COMP	\$153.53	\$159.67	\$166.06	\$172.70	\$179.61	\$186.79	\$194.26	\$202.03
PUBLIC WORKS SUPERVISOR	\$4,501.96	\$4,682.04	\$4,869.32	\$5,064.10	\$5,266.66	\$5,477.33	\$5,696.42	\$5,924.28
*PUBLIC WORKS SUPERVISOR - CLASSIC EMPLOYEE ADDITIONAL COMP	\$157.57	\$163.87	\$170.43	\$177.24	\$184.33	\$191.71	\$199.37	\$207.35
<b>SUPERVISORY STAFF</b>								
POLICE SERGEANT	\$6,414.18	\$6,670.75	\$6,937.58	\$7,215.08	\$7,503.68	\$7,803.83	\$8,115.98	\$8,440.62
*POLICE SERGEANT - CLASSIC EMPLOYEE ADDITIONAL COMP	\$448.99	\$466.95	\$485.63	\$505.06	\$525.26	\$546.27	\$568.12	\$590.84
PUBLIC WORKS LEAD WORKER	\$3,265.00	\$3,395.60	\$3,531.43	\$3,672.69	\$3,819.59	\$3,972.38	\$4,131.27	\$4,292.52
*PUBLIC WORKS LEAD WORKER - CLASSIC EMPLOYEE ADDITIONAL COMP	\$114.28	\$118.85	\$123.60	\$128.54	\$133.69	\$139.03	\$144.59	\$150.38
<b>BUILDING/MAINTENANCE STAFF</b>								
BUILDING INSPECTOR II	\$4,195.07	\$4,362.87	\$4,537.39	\$4,718.88	\$4,907.64	\$5,103.94	\$5,308.10	\$5,520.42
*BUILDING INSPECTOR II - CLASSIC EMPLOYEE ADDITIONAL COMP	\$146.83	\$152.70	\$158.81	\$165.16	\$171.77	\$178.64	\$185.78	\$193.21
BUILDING INSPECTOR I	\$3,565.81	\$3,708.44	\$3,856.78	\$4,011.05	\$4,171.49	\$4,338.35	\$4,511.89	\$4,692.36
*BUILDING INSPECTOR I - CLASSIC EMPLOYEE ADDITIONAL COMP	\$124.80	\$129.80	\$134.99	\$140.39	\$146.00	\$151.84	\$157.92	\$164.23
MECHANIC II	\$3,639.16	\$3,784.73	\$3,936.12	\$4,093.56	\$4,257.30	\$4,427.59	\$4,604.70	\$4,788.89
*MECHANIC II - CLASSIC EMPLOYEE ADDITIONAL COMP	\$127.37	\$132.47	\$137.76	\$143.27	\$149.01	\$154.97	\$161.16	\$167.61
MECHANIC I	\$3,364.61	\$3,499.20	\$3,639.17	\$3,784.73	\$3,936.12	\$4,093.57	\$4,257.31	\$4,427.60
*MECHANIC I - CLASSIC EMPLOYEE ADDITIONAL COMP	\$117.76	\$122.47	\$127.37	\$132.47	\$137.76	\$143.27	\$149.01	\$154.97
TECHNICIAN	\$3,364.61	\$3,499.20	\$3,639.17	\$3,784.73	\$3,936.12	\$4,093.57	\$4,257.31	\$4,427.60
*TECHNICIAN - CLASSIC EMPLOYEE ADDITIONAL COMP	\$117.76	\$122.47	\$127.37	\$132.47	\$137.76	\$143.27	\$149.01	\$154.97
MAINTENANCE WORKER	\$2,658.14	\$2,764.47	\$2,875.05	\$2,990.05	\$3,109.65	\$3,234.04	\$3,363.40	\$3,497.93
*MAINTENANCE WORKER - CLASSIC EMPLOYEE ADDITIONAL COMP	\$93.03	\$96.76	\$100.63	\$104.65	\$108.84	\$113.19	\$117.72	\$122.43
<b>PUBLIC SAFETY STAFF</b>								
POLICE CORPORAL	\$5,319.93	\$5,532.73	\$5,754.04	\$5,984.20	\$6,223.56	\$6,472.51	\$6,731.41	\$7,000.66
*POLICE CORPORAL - CLASSIC EMPLOYEE ADDITIONAL COMP	\$372.40	\$387.29	\$402.78	\$418.89	\$435.65	\$453.08	\$471.20	\$490.05
POLICE OFFICER	\$5,066.60	\$5,269.26	\$5,480.04	\$5,699.24	\$5,927.21	\$6,164.29	\$6,410.87	\$6,667.30
*POLICE OFFICER - CLASSIC EMPLOYEE ADDITIONAL COMP	\$354.66	\$368.85	\$383.60	\$398.95	\$414.90	\$431.50	\$448.76	\$466.71
FIRE ENGINEER	\$4,182.18	\$4,349.47	\$4,523.45	\$4,704.39	\$4,892.56	\$5,088.27	\$5,291.80	\$5,503.47
*FIRE ENGINEER - CLASSIC EMPLOYEE ADDITIONAL COMP	\$146.38	\$152.23	\$158.32	\$164.65	\$171.24	\$178.09	\$185.21	\$192.62
FIREFIGHTER	\$3,818.51	\$3,971.26	\$4,130.11	\$4,295.31	\$4,467.12	\$4,645.81	\$4,831.64	\$5,024.90
*FIREFIGHTER - CLASSIC EMPLOYEE ADDITIONAL COMP	\$133.65	\$138.99	\$144.55	\$150.34	\$156.35	\$162.60	\$169.11	\$175.87
POLICE SERVICES TECHNICIAN	\$2,056.73	\$2,139.00	\$2,224.56	\$2,313.55	\$2,406.09	\$2,502.33	\$2,602.42	\$2,706.52
*POLICE SERVICES TECHNICIAN - CLASSIC EMPLOYEE ADDITIONAL COMP	\$71.99	\$74.87	\$77.86	\$80.97	\$84.21	\$87.58	\$91.08	\$94.73
<b>SUPPORT STAFF</b>								
SENIOR ACCOUNTING TECHNICIAN	\$3,353.01	\$3,487.13	\$3,626.62	\$3,771.68	\$3,922.55	\$4,079.45	\$4,242.63	\$4,412.33
*SENIOR ACCOUNTING TECHNICIAN - CLASSIC EMPLOYEE ADDITIONAL COMP	\$117.36	\$122.05	\$126.93	\$132.01	\$137.29	\$142.78	\$148.49	\$154.43
ADMINISTRATIVE SPECIALIST/DEPUTY CITY CLERK	\$3,353.01	\$3,487.13	\$3,626.62	\$3,771.68	\$3,922.55	\$4,079.45	\$4,242.63	\$4,412.33
*ADMINISTRATIVE SPECIALIST/DEPUTY CITY CLERK - CLASSIC EMPLOYEE ADDITIONAL COMP	\$117.36	\$122.05	\$126.93	\$132.01	\$137.29	\$142.78	\$148.49	\$154.43
ACCOUNTING ASSISTANT	\$2,941.84	\$3,059.52	\$3,181.90	\$3,309.17	\$3,441.54	\$3,579.20	\$3,722.37	\$3,871.26
*ACCOUNTING ASSISTANT - CLASSIC EMPLOYEE ADDITIONAL COMP	\$102.96	\$107.08	\$111.37	\$115.82	\$120.45	\$125.27	\$130.28	\$135.49
ADMINISTRATIVE ASSISTANT/RECORDS SUPERVISOR	\$2,702.89	\$2,811.01	\$2,923.45	\$3,040.39	\$3,162.00	\$3,288.48	\$3,420.02	\$3,556.82
*ADMINISTRATIVE ASSISTANT/RECORDS SUPERVISOR - CLASSIC EMPLOYEE ADDITIONAL COMP	\$94.60	\$98.39	\$102.32	\$106.41	\$110.67	\$115.10	\$119.70	\$124.49
ADMINISTRATIVE ASSISTANT	\$2,598.94	\$2,702.90	\$2,811.01	\$2,923.45	\$3,040.39	\$3,162.01	\$3,288.49	\$3,420.03
*ADMINISTRATIVE ASSISTANT - CLASSIC EMPLOYEE ADDITIONAL COMP	\$90.96	\$94.60	\$98.39	\$102.32	\$106.41	\$110.67	\$115.10	\$119.70
SECRETARY	\$2,248.72	\$2,338.67	\$2,432.21	\$2,529.50	\$2,630.68	\$2,735.91	\$2,845.34	\$2,959.16
*SECRETARY - CLASSIC EMPLOYEE ADDITIONAL COMP	\$78.71	\$81.85	\$85.13	\$88.53	\$92.07	\$95.76	\$99.59	\$103.57
RECEPTIONIST- CLERK	\$2,049.65	\$2,131.64	\$2,216.90	\$2,305.58	\$2,397.80	\$2,493.71	\$2,593.46	\$2,697.20
*RECEPTIONIST- CLERK - CLASSIC EMPLOYEE ADDITIONAL COMP	\$71.74	\$74.61	\$77.59	\$80.70	\$83.92	\$87.28	\$90.77	\$94.40
<b>SEASONAL/PART-TIME (HOURLY RATE)</b>								
POOL MANAGER	\$12.50	\$13.00	\$13.52	\$14.06	\$14.62	\$15.21		
ASSISTANT POOL MANAGER	\$11.00	\$11.44	\$11.90	\$12.37	\$12.87	\$13.38		
SENIOR LIFE GUARD	\$10.80	\$11.23	\$11.68	\$12.15	\$12.63	\$13.14		
LIFE GUARD	\$10.75	\$11.18	\$11.63	\$12.09	\$12.58	\$13.08		
RECREATION LEADER II	\$10.37	\$10.78	\$11.22	\$11.66	\$12.13	\$12.62		
RECREATION LEADER I	\$10.00	\$10.40	\$10.82	\$11.25	\$11.70	\$12.17		
AFTER SCHOOL PROGRAM SUPERVISOR	\$12.00	\$12.48	\$12.98	\$13.50	\$14.04	\$14.60		
AFTER SCHOOL RECREATION AID	\$10.00	\$10.40	\$10.82	\$11.25	\$11.70	\$12.17		
<b>CITY COUNCIL &amp; MAYOR</b>								
CITY COUNCIL & MAYOR - MONTHLY STIPEND	\$400.00							

**General Purpose Revenues  
Budget Narrative for FY 2016-2017  
Budget Unit 000**

**DEPARTMENTAL MISSION**

This budget is used to track general purpose revenues for the General Fund that are not directly attributable to any program or function.

**ACCOMPLISHMENTS FOR FY 2015-2016**

- In general, all revenues tracked to the anticipated budget levels.
- Saw the successful resolution of a long standing dispute with the State Department of Finance (DOF) as it pertained to the dissolved Gonzales RDA, which resulted in beginning to pay back the existing loans back to the General Fund.

**DEPARTMENTAL GOALS FOR FY 2016-2017**

- Continue to look for ways to enhance local revenues.

**FY 2016-2017 RECOMMENDED BUDGET**

The Department's FY 2016-2017 Recommended Budget represents an overall increase of \$661,955 or 23% in revenues, when compared to the FY 2015-2016 Approved Budget. The major reason for the change is that the budget reflects another payment from the Successor Agency of the Gonzales RDA to the City General Fund.

Revenues

Revenues included in this budget reflect the following net impact:

1. No change in Property Tax revenues, taking a very conservative approach.
2. An increase in Sales Tax revenues as a result of the continued performance of several of the City's major business over the last few years, and estimates provided by the City's Sales Tax Consultant, the HdL Companies.
3. Elimination of the Property Taxes –Triple Flip revenue which has ended per the original enacting legislation. This revenue will once again be received as part of the Sales Tax remittance from the State.
4. Continued emphasis on the General Fund being reimbursed for its administrative costs for running the various non-general fund programs, were not directly apportioned to the other funds.
5. Transfers from various funds for administrative support.
6. Reflection of another loan payment to the City General Fund from the Successor Agency to the Gonzales RDA.

## **MAJOR POLICY CONSIDERATIONS**

An increased focus continues to be placed on finding new revenue sources or increasing existing revenue sources for the City. However, while at the time of writing of the FY 2016-2017 City Budget, the City Council was evaluating and considering the need to place some form of a tax on the cultivation and manufacturing of medical marijuana on the ballot for the November General Election, this budget does not reflect any revenue estimate as a result of this tax.



**CITY OF GONZALES & SUCCESSOR AGENCY**  
**Fiscal Year 2016-2017**  
**Recommended Budget**

	Budget FY 2015- 2016	Revised FY 2015- 2016 Budget	Recommended Budget FY 2016-2017	Variance Original FY 15-16 Budget
<b>REVENUES</b>				
<i>General Purpose Revenues</i>				
5110.000 Property Taxes-Secured	450,000	450,000	450,000	-
5120.000 Property Taxes-Unsecured	14,500	15,000	15,000	500
5130.000 Property Taxes-Prior Year	4,000	4,000	5,400	1,400
5140.000 Property Taxes-Supplemental	10,000	10,000	14,400	4,400
5155.000 Property Taxes - In Lieu (DKB)				-
5157.000 Property Taxes - Triple Flip	150,000	190,000	-	(150,000)
5158.000 Property Taxes - VLF Adj	670,000	740,000	770,000	100,000
5159.000 Property Taxes - ERAF				-
5210.000 Sales and Use Tax	580,000	650,000	800,000	220,000
5220.000 Lodging Tax	-	1,500	1,700	1,700
5225.000 SVSWA Host Fee	250,000	250,000	250,000	-
5234.000 Franchise Tax-PG&E	77,000	77,000	76,000	(1,000)
5235.000 Franchise Tax-Falcon Cable TV	5,000	3,500	3,500	(1,500)
5240.000 Business License Tax	70,000	62,000	60,000	(10,000)
5240.000 Business License Tax - Suspense				-
5250.000 Real Estate Transfer Tax	10,000	10,000	10,000	-
5260.000 Utility Users Tax	300,000	300,000	280,000	(20,000)
5333.000 System Automation Fee				-
5340.000 Administrative Fees	72,000	72,000	72,000	-
5420.000 Other Fines & Penalties	10,000	10,000	10,000	-
5430.000 Asset Foreiture Seizures	2,000	1,000	500	(1,500)
5515.000 Interest Income	3,000	12,000	12,000	9,000
5520.000 Rental Income	50,000	50,000	50,000	-
5530.000 Sale of Surplus Property				-
5611.000 Motor Vehicle In Lieu Tax	5,000	5,000	3,500	(1,500)
5612.000 H.O.P.T.R.	1,200	1,200	1,200	-
5750.000 Administrative Fees	1,000	1,000	1,000	-
5820.000 Other Income - Misc Payments	10,000	5,000	5,000	(5,000)
5821.000 Other Income - Reimbursements	10,000	5,000	10,000	-
5822.000 Other Income - Contributions				-
5827.000 Notary Republic Fees	1,500	1,500	1,000	(500)
5835.000 State Mandated Cost Reimbursement	5,000	10,000	10,000	5,000
5850.000 CASH CLEARING				-
5900.000 Transfer from Water				-
5910.000 Transfer from Garbage	230,000	230,000	230,000	-
5917.000 Transfer from Rvr Rd Assessmnt				-
5921.000 Transfer from Cal Breeze	20,000	20,000	20,000	-
5935.000 Transfer from Gonzales RDA	-	1,100,000	510,955	510,955
5940.000 Transfer from Canyon Parks	15,000	15,000	15,000	-
xxxx.000 Transfer from Cipriani	10,000	10,000	10,000	-
xxxx.000 Transfer from Cipriani				-
xxxx.000 Transfer from Ind Park AD				-
xxxx.000 Transfer from Cipriani				-
5950.000 Transfer from CDBG (Non Pgm)	20,000	20,000	20,000	-
xxxx.000 Transfer from RDA				-
xxxx.000 Transfer from Industrial Park	9,100	9,100	9,100	-
5950.000 Transfer from 120				-
5963.000 Transfer from 420	7,196	7,196	7,196	-
				-
<b>TOTAL REVENUES</b>	<b>3,072,496</b>	<b>4,347,996</b>	<b>3,734,451</b>	<b>(661,955)</b>

**City Council**  
**Budget Narrative for FY 2016-2017**  
**Budget Unit 100**

**DEPARTMENTAL MISSION**

The Mission of the City Council, as the Legislative Body of the City, is to provide policy direction and oversight of the entire City's business. This is done in a fair, open and respectful manner, and always holding to the highest ideals of public service and ethics.

**DEPARTMENTAL PROGRAMS**

The Council is a five-member body that meets the first and third Monday of every month, and holds special meetings as necessary, to provide policy direction, and oversight of the City's business.

**ACCOMPLISHMENTS FOR FY 2015-2016**

- Continued to oversee and provide policy direction on all facets of City operations.
- Approved and oversaw a balanced budget.
- Continued aggressive implementation of the Gonzales Grows Green Initiative (G3) to enhance the environment and Economic Development.
- Updated the City's Economic Development Website.
- In partnership with the Gonzales Unified School District (GUSD), continued the ambitious *Ensuring Gonzales Youth Achieve 21<sup>st</sup> Century Success Initiative*.
- Approved the City of Gonzales 2015 Annual Report to our residents.
- Saw the opening of the new Taylor Farm Health Center and Taco Bell.
- Successfully resolved the last remaining issues with the Dissolved Gonzales Redevelopment Agency and the State Department of Finance that resulted in existing loan and reimbursement agreement with the City General Fund being recognized as an enforceable obligation. This means that the General Fund over time, will be paid back.
- Successfully began full year implementation of the ½ cent Transactions and Use Tax (TUT) that among other things, is funding the Community Pool Renovation Project
- Approved the purchase of the equipment needed to transition to a paperless agenda process.
- Saw the completion of the Community Pool Renovation Project on time.

**DEPARTMENTAL GOALS FOR FY 2016-2017**

- Continue to provide policy direction and oversight on all facets of City operations.
- Work in partnership with the GUSD to continue to move the *“Ensuring Gonzales Youth Achieve 21<sup>st</sup> Century Success Initiative”* forward.

- Work in partnership with the TUT Advisory Committee.
- Continue to maintain core services with the least amount of interruption.
- Continue the City's Economic Development Plan.
- Continue implementing the City's Vision and Mission.
- Provide policy direction to staff as needed, to implement the goals reflected throughout this budget document.

## **FY 2016-2017 RECOMMENDED BUDGET**

The Department's FY 2016-2017 Recommended Budget represents a decrease of (\$8,729) or (18%), when compared to the FY 2015-2016 Approved Budget. As a result, the Requested Net City Cost is decreased by (\$8,729).

### Personnel

Budget reflects the salaries and benefits for the Council Members, which reflects the main reason for the decrease as a result of spreading Council expenses.

### Services and Supplies

This section reflects appropriations for the basic services and supplies needed for the operation of the Council. In addition, it reflects appropriations for the subscriptions and training category.

### Capital Projects/Fixed Assets

There are no capital projects or fixed assets reflected in this budget.

## **MAJOR POLICY CONSIDERATIONS**

See all other budget units.

**CITY OF GONZALES & SUCCESSOR AGENCY**  
**Fiscal Year 2016-2017**  
**Recommended Budget**

	Budget FY 2015- 2016	Revised FY 2015- 2016 Budget	Recommended Budget FY 2016-2017	Variance Original FY 15-16 Budget
<b>EXPENDITURES</b>				
<b>CITY COUNCIL</b>				
6110.000 Salaries-Regular Pay	21,375	21,375	12,825	(8,550)
6110.000 Salaries-Extra Help				-
6131.000 Deferred Compensation Expense	3,375	3,375	2,025	(1,350)
6132.000 Retirement - PERS	2,535	2,535	1,521	(1,014)
6140.000 Life and Disability Insurance	720	720	324	(396)
6150.000 Workers Comp Insurance	555	555	250	(305)
6160.000 Social Security	1,635	1,635	981	(654)
6170.000 Health and Dental Insurance				-
6210.000 Special Departmental Expenses	800	800	1,500	700
6211.000 Office Supplies	40	40	-	(40)
6212.000 Maintenance Supplies				-
6220.000 Telephone	120	120	-	(120)
6245.000 Other Contractual Services	-	3,000	3,000	3,000
6255.000 Liability Insurance				-
6260.000 Advertising	400	400	400	-
6270.000 Transportation and Travel				-
6275.000 Subscriptions and Training	16,000	16,000	16,000	-
				-
<b>NET CITY COST</b>	<b>47,555</b>	<b>50,555</b>	<b>38,826</b>	<b>(8,729)</b>

**City Manager/City Clerk**  
**Budget Narrative for FY 2016-2017**  
**Budget Unit 110**

**DEPARTMENTAL MISSION**

The Mission of the City Manager/City Clerk is to support the Vision and Mission of the City by providing professional leadership, develop innovative approaches and creative partnerships in the management of the City, and execution of City Council policies. This will be done by always holding to the highest ideals of public service and ethics.

**DEPARTMENTAL PROGRAMS**

The City Manager's Office is the Chief Administrative Officer for the City responsible for overseeing and managing all the activities of the City. In addition, the City Manager is also the Personnel Director, City Clerk, and Director of the Successor Agency to the Redevelopment Agency, Finance Director, and Risk Manager.

**ACCOMPLISHMENTS FOR FY 2015-2016**

As in prior years, all the accomplishments listed below are the direct result of great staff and policy direction from the City Council. They are listed as accomplishments under this budget, but really are the reflection of dedicated staff at all levels of the organization:

- Provided real time budget and financial information on line to all the City's Departments.
- Continued the development of the Gonzales Agricultural Industrial Business Park (GAIBP) that saw the issuing of two permits for new development.
- Approved and oversaw a balanced Budget.
- Continued aggressive implementation of the Gonzales Grows Green Initiative to enhance the environment and economic development.
- Continued aggressive implementation of the Business Loan Program.
- Continued to establish relationships with a variety of community organizations.
- Continued the partnership with Salinas and South County Cities on a variety of issues of mutual concern, including Transit, Housing, Solid Waste, and Economic Development
- Completed the City of Gonzales 2015 Annual Report to the Community.
- In partnership with the Gonzales Unified School District (GUSD), continued and grew the ambitious *Ensuring Gonzales Youth Achieve 21<sup>st</sup> Century Success Initiative*.
- Continued a leadership role in the South County's 4C4P Anti-Gang Initiative that saw the City taking the lead and receiving an \$850,000 Strengthening Police-Community Relations Grant.
- Continued Implemented of Project "Yes We Can," which included a Youth Summer Internship Program.
- Oversaw the completion of the Community Pool Renovation Project on time.

## **DEPARTMENTAL GOALS FOR FY 2016-2017**

- Continue to further the Vision and Mission of the City.
- Continue to improve the financial and budget management of the City's resources.
- Continue to develop ways to bring government closer to the residents of the City.
- Continue to support and implement City Council policies and direction.
- Continue to work in partnership with the private sector to develop and bring the GAIBP on line.
- Continue to improve and expand the City's Economic Development.
- Develop and recommend enhanced revenue alternatives to the City Council.
- Update the City's Personnel Rules, Regulations, and Policies.
- Continue to expand the partnerships with the Gonzales Unified School District, Chamber of Commerce, Churches, private sector, community organizations, and others.
- Continue to strengthen the partnership with the Chamber of Commerce and the private sector to enhance business opportunities and development.
- Continue to enhance and expand the Gonzales Grows Green Initiative.
- Continue to grow the ambitious *Ensuring Gonzales Youth Achieve 21<sup>st</sup> Century Success Initiative*.

## **FY 2016-2017 RECOMMENDED BUDGET**

The Department's FY 2016-2017 Recommended Budget represents an overall decrease of (\$58,997) or (30%) in expenditures, and a decrease of (\$23,000) or (100%) in revenues, when compared to the FY 2015-2016 Approved Budget. As a result, the Requested Net City Cost is decreased by (\$35,997).

### Revenues

The reason for the decrease is no longer reflecting grant funds for the *Ensuring Gonzales Youth Achieve 21<sup>st</sup> Century Success Initiative*.

### Personnel

This budget reflects the salaries and benefits of the City Manager/City Clerk and the Administrative Specialist/Deputy City Clerk. The reason for the decrease is due to the appointment of the Special Projects Director as Public Works Director, resulting in the reallocation of the salary and benefit costs to the Public Works Budgets.

### Services and Supplies

This budget is an essentially status quo budget. It continues to include an appropriation for more regional and statewide efforts, and to remain current with the ever changing environment in Risk Management, Personnel, and Economic Development.

Capital Projects/Fixed Assets

There are no capital projects or fixed assets reflected in the budget.

**MAJOR POLICY CONSIDERATIONS**

See all other budget units.

In addition, major challenges for the City over the next few years, continue to be:

1. Identify new revenue sources.
2. Continue to enhance Economic Development opportunities.
3. Improve available housing.

**CITY OF GONZALES & SUCCESSOR AGENCY**  
**Fiscal Year 2016-2017**  
**Recommended Budget**

Budget FY 2015- 2016	Revised FY 2015- 2016 Budget	Recommended Budget FY 2016-2017	Variance Original FY 15-16 Budget
-------------------------	---------------------------------	------------------------------------	--------------------------------------

**CITY MANAGER / CITY CLERK**

*Revenues*

5637.000 Grant Proceeds	20,000	20,000	-	(20,000)
5821.000 Other Income - Reimbursements	3,000	3,000		(3,000)
<b>Total</b>	<b>23,000</b>	<b>23,000</b>	<b>-</b>	<b>(23,000)</b>
6110.000 Salaries-Regular Pay	134,300	72,284	75,830	(58,470)
6113.000 Salaries-Differentials	2,325	2,325	3,503	1,178
6131.000 Deferred Compensation Expense	4,165	4,165	1,290	(2,875)
6132.000 Retirement - PERS	13,530	13,530	14,965	1,435
6140.000 Life and Disability Insurance	2,275	2,275	1,085	(1,190)
6150.000 Workers Comp Insurance	2,808	2,808	565	(2,243)
6160.000 Social Security	5,487	5,487	6,070	583
6170.000 Health and Dental Insurance	11,340	11,340	12,475	1,135
6210.000 Special Departmental Expenses	800	800	2,000	1,200
6211.000 Office Supplies	100	100	200	100
6212.000 Maintenance Supplies	100	100	-	(100)
6213.000 Oils and Lubricants	150	150	100	(50)
6220.000 Telephone	1,200	1,200	1,500	300
6245.000 Other Contractual Services	8,000	8,000	8,000	-
6255.000 Liability Insurance				-
6260.000 Advertising				-
6270.000 Transportation & Travel				-
6275.000 Subscriptions and Training	7,000	7,000	7,000	-
<b>Total</b>	<b>193,580</b>	<b>131,564</b>	<b>134,583</b>	<b>(58,997)</b>
<b>NET CITY COST</b>	<b>(170,580)</b>	<b>(108,564)</b>	<b>(134,583)</b>	<b>35,997</b>



**Finance Department  
Budget Narrative for FY 2016-2017  
Budget Unit 130**

**DEPARTMENTAL MISSION**

The Finance Department supports the City's Vision by providing efficient, sound, timely, and continuous financial accounting and fiscal support necessary to maintain the financial health of the City.

**ACCOMPLISHMENTS FOR FY 2015-2016**

- Kept all the financial operations of the City in order and on time.
- Continued to improve the budget accountability process.
- Continued to provide real time budget and financial information on line to all the City's Departments.
- Continued to update several administrative policies that were taken to the Council for approval.
- Obtained a clean external audit.

**DEPARTMENTAL GOALS FOR FY 2016-2017**

- Continue to provide efficient and professional financial support to the City of Gonzales.
- Continue to work to improve and streamline all financial reports and functions.
- Work with the City Council and City Manager to continue to provide timely financial status reports.

**FY 2016-2017 RECOMMENDED BUDGET**

The Department's FY 2016-2017 Recommended Budget represents an increase of \$56,361 or 88% in expenditures, when compared to the FY 2015-2016 Approved Budget. As a result, the Requested Net City Cost is increased by \$56,361.

Personnel

This budget reflects funding for one Senior Accounting Technician and one Administrative Assistant. The Finance Director position is not funded and instead, some of these services are being carried out by Green's Accounting, which is reflected under contract services in "Services and Supplies." The main reason for the increase is to reflect full year funding of the Administrative Assistant which was not funded in FY 2016-2017.

Services and Supplies

This area is essentially status quo.

Capital Projects/Fixed Assets

There are no capital projects and/or fixed assets reflected in this budget at this time.

**MAJOR POLICY CONSIDERATIONS**

A continuing focus will be kept on finding new revenue sources or increasing existing revenue sources for the City. This is critical to continue to fund and further the City's Vision and Mission.

**CITY OF GONZALES & SUCCESSOR AGENCY**  
**Fiscal Year 2016-2017**  
**Recommended Budget**

	Budget FY 2015- 2016	Revised FY 2015- 2016 Budget	Recommended Budget FY 2016-2017	Variance Original FY 15-16 Budget
--	-------------------------	---------------------------------	------------------------------------	--------------------------------------

**FINANCE**

6110.000 Salaries-Regular Pay	10,510	9,700	41,945	31,435
6111.000 Salaries-Overtime Pay	-	350	-	-
6112.000 Salaries-Extra Help	-	2,400	-	-
6113.000 Salaries-Differentials	387	387	2,165	1,778
6132.000 Retirement - PERS	1,690	1,690	8,105	6,415
6140.000 Life and Disability Insurance	132	132	680	548
6150.000 Workers Comp Insurance	85	85	640	555
6160.000 Social Security	770	770	3,375	2,605
6170.000 Health and Dental Insurance	-	-	11,880	11,880
6210.000 Special Departmental Expenses	150	150	150	-
6211.000 Office Supplies	200	200	100	(100)
6212.000 Maintenance Supplies	140	140	100	(40)
6220.000 Telephone	-	-	-	-
6230.000 Legal and Accounting	8,000	8,000	3,000	(5,000)
6231.000 Payroll Fees	10,000	10,000	10,500	500
6245.000 Other Contractual Services	30,000	30,000	35,000	5,000
6255.000 Liability Insurance	-	-	85	85
6275.000 Subscriptions and Training	400	1,500	1,000	600
6300.000 NSF Checks	400	400	300	(100)
6301.000 Bank Charges	1,100	1,100	1,300	200
6544.000 Equipment-Computers	-	-	-	-
<b>NET CITY COST</b>	<b>63,964</b>	<b>67,004</b>	<b>120,325</b>	<b>56,361</b>

**City Attorney**  
**Budget Narrative for FY 2016-2017**  
**Budget Unit 150**

**DEPARTMENTAL MISSION**

The City Attorney is a contracted position that provides the full array of legal services to the City and the Successor Agency. The Mission of the Office is to continue to provide the City and Successor Agency with comprehensive legal advice and representation.

**ACCOMPLISHMENTS FOR FY 2015-2016**

- Continued to provide staff with ongoing assistance in the preparation of staff reports, resolutions, and ordinances.
- Provided legal review and advice to the City on the Gonzales Successor Agency, and work with staff on the challenges with the State Department of Finance.
- Provided legal review for the New Health Center Project.
- Continued to provide legal advice and recommendations to the City Manager, Police Chief, and other Managers in a variety of areas.
- Provided legal review and advice on the Medical Marijuana issue facing the City.
- Continued to provide legal advice and recommendations to the City Council.

**DEPARTMENTAL GOALS FOR FY 2016-2017**

- Continue to work with staff on a variety of projects.
- Continue to assist in identification of means (new procedures and/or programs) by which to reduce exposure to liability.
- Identify and collect costs for services being driven by third parties.
- Continue to provide legal advice to the Council.

**FY 2016-2017 RECOMMENDED BUDGET**

The Department's FY 2016-2017 Recommended Budget represents an increase of \$5,000 or 11% in expenditures, when compared to the FY 2015-2016 Approved Budget. As a result, the Requested Net City Cost is increased by \$5,000.

*Personnel*

No costs are reflected in this area.

Services and Supplies

The only cost in this area is the appropriation for the contract. A portion of these costs have been spread to other funds as appropriate, and only the amount anticipated for General Fund activities and programs is reflected.

Capital Projects/Fixed Assets

No costs are reflected in this area.

**MAJOR POLICY CONSIDERATIONS**

There are no major policy considerations being requested in this budget.

**CITY OF GONZALES & SUCCESSOR AGENCY**  
**Fiscal Year 2016-2017**  
**Recommended Budget**

	Budget FY 2015- 2016	Revised FY 2015- 2016 Budget	Recommended Budget FY 2016-2017	Variance Original FY 15-16 Budget
--	-------------------------	---------------------------------	------------------------------------	--------------------------------------

---

CITY ATTORNEY

6230.000 Legal and Accounting	45,000	45,000	50,000	5,000
<b>NET CITY COST</b>	<b>45,000</b>	<b>45,000</b>	<b>50,000</b>	<b>5,000</b>

# **Community Development Department**

## **Budget Narrative for FY 2016-2017**

### **Budget Unit 160**

#### **DEPARTMENTAL MISSION**

The Community Development Department supports the Vision and Mission of the City by providing professional planning services to the City. The Department promotes quality of life in Gonzales through careful attention to the City's physical and social development requirements. The Department promotes economic development consistent with the City Council's goals, and City's adopted plans and programs.

#### **DEPARTMENTAL PROGRAMS**

The Department processes applications for all physical development involving private land, including: Conditional Use Permits; Site Plan Permits, Sign Permits, and subdivision and parcel maps. The Department works closely with applicants, other City Departments, and County and State agencies to ensure development conforms to requirements and the best contemporary practices. The Department manages environmental review for projects and supports the Planning Commission and City Council, and is also responsible for maintaining and updating the Zoning Ordinance and Gonzales General Plan. Other activities include grant applications and administration, and affordable housing programs. The Department also works on economic development through outreach assistance to property owners and developers in promotion of the City.

#### **ACCOMPLISHMENTS FOR FY 2015-2016**

##### Project Processing and Approvals

Accomplishments include:

- Issued a Certificate of Occupancy for the construction of a 6,400 square foot Medical Office Building located on a vacant three-acre parcel, along Fifth Street at Herold Parkway. Conducted site inspections of minor revisions to approved plans to accommodate construction abnormalities and unforeseen circumstances. The building was dedicated and occupied in the fall of 2015.
- Processed the improvements plans for the construction and operation of a Taco Bell fast-food restaurant on a vacant parcel located west of the medical office building. The restaurant's building is 2,025 square feet and has a dining room that seats forty patrons. The restaurant opened in early 2016.
- Continued to discuss the terms and conditions of a Development Agreement for Rincon Villages, a Planned Unit Development (PUD), and subdivision for a 138-acre residential project located on the east side of Highway 101.
- Processed and approved a Conditional Use Permit and Site Plan Permit for Green Valley Farm Supply (GVFS) for the development and construction of a 13,000 square foot warehouse and 3,400 square foot office space so that GVFS can

- expand their agricultural farm supply business on property located at 106 Alpine Drive (corner of Alpine Drive and Gonzales River Road).
- Processed and approved a Conditional Use Permit and Site Plan Permit for Pacific International Marketing for the development and construction of a truck servicing facility on an approximately 4.0 acre parcel located at the corner of Puente del Monte and Katherine Street in the Gonzales Agricultural Business Industrial Park.
  - Completed the review plans and issued permits for the construction of twelve (12) approximately 109,000 gallon wine storage tanks in the north-west quadrant of the winery property. The tanks are intended to replace storage volume lost from the removal of other on-site storage vessels (barrels) and will reduce early shipment of wine to off-site locations.
  - Completed the sale of a single-family home located at 126 Fifth Street to Clinica de Salud. The home was later demolished in preparation of the construction of a new building for the clinic. A temporary facility has been placed on the site. The construction of a new building is expected to be completed by the spring of 2017.
  - Processed various Site Plan Permits for cellular companies for the expansion and modernization of their telecommunication facilities located on the City's water tower and on freestanding antennas located in the City's industrial zone.
  - Completed a Memorandum of Agreement with the Apostolic Church with regard to the operation of their new facility at the former Trinity Church site located on Seventh Street.
  - Processed and approved a Site Plan Permit in the City's Industrial District for the development of a carton yard to be operated by Valley Growers Service.
  - Coordinated an agreement with Express Harvesting for a new vegetable processing and cooling business. The business is located in the Gonzales Packing Shed, which was formerly used for the packing of tomatoes. During the peak of the harvesting season (June through January), the plant is expected to employ 250 to 300 workers.
  - Processed and approved a Site Plan Permit for Dole for the reopening of their Gonzales vegetable processing and cooling plant. Dole is expected to relocate several processing lines from other location into the Gonzales plant during the summer of 2016, which will bring new jobs to the City.
  - Prepared and processed Ordinances prohibiting the establishment of medical marijuana dispensaries within the city limits, and permitting and regulating the cultivation of medical marijuana within the Gonzales Agricultural Business Industrial Park.
  - Processed and approved various Sign Permits, Home Occupation Permits and Temporary Use of Land Permits.

### General Plan Implementation

- Coordinated with various development projects in regard to compliance with the City's Climate Action Plan. Compliance with the Plan is achieved by reducing Greenhouse Gas (GHG) Emissions; primarily through energy efficiency upgrades of equipment, insulation and lighting.
- Processed amendments to the General Plan Land Use and Transportation Diagrams and Land Use and Transportation Element policies with regard to the implementation of a Memorandum of Agreement between the City and County for the expansion of the boundaries of the City's Sphere of Influence.



- Held several meetings with interested landowners within the General Plan’s Urban Growth Area (expanded Sphere of Influence), regarding their interest in preparing a Specific Plan for the future developed of urban uses.
- Processed amendments to and obtained approval of an update of the City’s Housing Element. The Housing Element is one of the seven State-mandated elements of the General Plan. The approved Element covers the planning period from 2015 to 2023.
- Met with the land developers and/or landowners with land-holdings or property options within the new growth area of the General Plan, to prepare a funding agreement to collect the financial resources necessary to fund the preparation of infrastructure studies in support of implementation of the General Plan.

### Economic Development and Downtown Revitalization

- Coordinated with the City’s Economic Development Committee on the implementation of several action items included in the City’s Economic Development Strategy and Action Plan for business retention, development and attraction, including:
  - Contact site selectors with regard to locating a travel center/truck stop within the City;
  - Discuss the siting of a motel and associated restaurant within the City’s Highway Commercial Zone with property owners and commercial brokers; and
- Continued to maintain and improve the City’s Internet website devoted solely to the economic development activities of the City. The website, [www.growgonzales.com](http://www.growgonzales.com), implements a key objective of the City’s Economic Development Strategy, and enables the City to market local development and job-related assets to national and international companies and their site selectors.
- Completed several activities, with Armanasco Public Relations as a consultant, to promote what the City has achieved, and to brand and market the City as a regional leader in innovative economic development activities. Articles regarding the City’s economic development successes and its Sustainable G3 Initiative were published in “*The Registry*”, a high-profile real estate publication widely distributed in the Bay-area, and in “*The Coastal Grower*”, a widely distributed magazine focused on agricultural business activities in the Salinas Valley.
- Coordinated with the developers of OpenCounter to expand the presence of their application on the City’s Economic Development website. OpenCounter makes it possible to learn about the requirements, time and costs of opening a business in Gonzales by accessing an on-line application and answering a series of questions.
- Assisted Real Estate brokers with their requests for information for their clients seeking land in an industrial setting, which is appropriately sized for large warehousing or manufacturing facilities, including food processing and vegetable cooling.
- Coordinated with Constellation Winery on a schematic plan for the expansion of their Gonzales facility.

- Facilitated meetings of the Measure K Oversight Committee appointed by the City Council who are charged with providing recommendations to the Council with regard to how a voter approved increase in the sales tax is to be used for the betterment of the quality of life within the City.
- Continued the promotion of economic opportunities and activities, met with business owners and worked with consultants on related research and reporting.

#### Business Assistance Loan Program

- Completed the issuance of a small business loan for a local restaurant, which enabled the owners to remodel the facility and create a marketing plan.
- Coordinated the marketing to local businesses of a Small Cities Community Development Block Grant (CDBG) from the State Housing & Community Development Department in the amount of \$400,000 (#12-CDBG-8381). The grant funding is available to local businesses in the form of a low interest loan to facilitate business development and job growth.
- In response to new directives from the State Department of Housing and Community Development, prepared and implemented new CDBG Program Income Guidelines to be consistent with a change in state policy regarding the use of Program Income funds.

#### Grant Programs & Administration

- Undertook efforts to market grant funds available to local residents from the State's HOME Investment Partnership Program. The grant funds can be used to provide low interest loans to homeowners for a variety of homeowner occupied rehabilitation activities.
- Coordinated with the County with regard to submitting an application for, and receiving Community Development Block Grant (CDBG) funding, from the federal Housing and Urban Development (HUD) Program. Funding was awarded to the City in the form of grant in the amount of \$147,242 for the design and construction of ADA improvements at the community pool.

#### Interagency Coordination

- Reviewed and commented on other agency plans, and actively participated in various technical committees. Coordinated with AMBAG staff in regard to revisions to the Metropolitan Transportation Plan/Sustainable Communities Strategy, and the Rural Transportation Committee.
- Coordinated with the County and other Cities within the Salinas Valley in regards to sustainability and economic development.
- Served as staff to the Successor Agency and Oversight Board.

### **DEPARTMENTAL GOALS FOR FY 2016-2017**

New initiatives will be carefully managed and limited due to budget constraints. New project review activities will be undertaken only upon receipt of application fees or

reimbursement agreements from applicants, or when assigned through the City Manager. Efforts will be focused on completing projects for which funding is in place.

### Project Processing and Approvals

- Complete discussions and negotiations of the terms and conditions of a Development Agreement for the Rincon Villages Project. Conduct public hearing before the Planning Commission and City Council with adoption by the Council.
- Process and application for a Conditional Use Permit for the development of a new vegetable cooling plant on property within Phase II of the Gonzales Agricultural Business Industrial Park. Conduct a public hearing before the Planning Commission seeking approval. Process and approve a Site Plan Permit for the development of the project.
- Process and approve a Site Plan Permit for a new medical office facility for Clinica de Salud on their property located at 126 Fifth Street.
- Prepare an amendment to the City's Zoning Ordinance to include standards addressing Cottage Food operations within the City. Conduct public hearings with the Planning Commission and City Council to adopt an ordinance to implement the Cottage Food operation standards.
- Complete the plan review and approval process for the new warehouse and office facility associated with the expansion of Green Valley Farm Supply on property located at 106 Alpine Drive.
- Prepare and process an Ordinance establishing a business permit for the cultivation and processing of medical marijuana.
- Prepare an Ordinance amending the City's Municipal Code provisions that permits and regulates the cultivation of medical marijuana within the Gonzales Agricultural Business Industrial Park to also permit the processing of medical marijuana.
- Prepare and approve various Site Plan Permits, Sign Permits, Conditional Use Permits, and Temporary Use of Land Permits.

### General Plan Implementation

- Conduct a zoning consistency analysis as required by Government Code Section 65860(a), to ensure that the City's Zoning Plan is consistent with the Land Use Diagram of the 2010 General Plan. Conduct public hearings with the Planning Commission and City Council to adopt an ordinance, which establishes consistency between land use designation and zoning categories.
- Coordinate with the land developers and/or landowners with land-holdings or property options within the new growth area of the General Plan, to prepare a funding agreement to collect the financial resources necessary to fund the preparation of infrastructure studies in support of implementation of the General Plan.
- Coordinate with project proponents in the City's Sphere of Influence with regard to the preparation of a Specific Plan for their proposed development project.

### Economic Development and Downtown Revitalization

- Coordinate with the City's Economic Development Committee on the implementation of measures contained in the City's Economic Development Strategy and Action Plan for business retention, development and attraction.
- Continued to maintain and improve the City's Internet website devoted solely to the economic development activities of the City. The website, [www.growgonzales.com](http://www.growgonzales.com), implements a key objective of the City's Economic Development Strategy, and enables the City to market local development and job-related assets to national and international companies and their site selectors.
- Continue to coordinate, with Armanasco Public Relations as a consultant, to promote what the City has achieved, and to brand and market the City as a regional leader in innovative economic development activities.
- Assist Real Estate brokers with their requests for information for their clients seeking land in an industrial setting, which is appropriately sized for large warehousing or manufacturing facilities, including food processing and vegetable cooling.
- Continue promoting economic opportunities and activities, meet with business owners and work with consultants on related research and reporting.
- Continue to facilitate meetings of the Measure K Oversight Committee appointed by the City Council who are charged with providing recommendations to the Council with regard to how a voter approved increase in the sales tax is to be used for the betterment of the quality of life within the City.

### Business Assistance Loan Program

- Actively market the Business Assistance Loan Program, and at a minimum, loan funds to two businesses.

### Grant Programs & Administration

- Seek and apply for a grant from the State Department of Housing and Community Development (HCD) from the HOME Investment Partnership Grant Program for grant funds associated with the rehabilitation of homeowner occupied dwellings.
- Implement a Community Development Block Grant (CDBG) received from the federal Housing and Urban Development (HUD) Program as part of the Urban Entitlement County Program. CDBG funds awarded to the City for FY 2016-2017 in the amount of \$147,242 that will be used for the installation of pavement and other amenities to improve accessibility at Centennial Park.
- Continue to search out new grant opportunities and apply whenever feasible.

### Interagency Coordination

- Coordinate with the County Economic Development Department to implement county-wide economic development initiatives.
- Coordinate with the County Economic Development Department on activities associated with the County's Urban County designation, which includes the Cities of Gonzales, Greenfield and Sand City.

- Actively participate with AMBAG in matters regarding the implementation of the Metropolitan Transportation Plan, Sustainable Communities Strategy, and the Rural Transportation Committee.
- Coordinate with the County and other Cities within the Salinas Valley in regards to sustainability and economic development.
- Serve as staff to the Successor Agency and Oversight Board.

## **FY 2016-2017 RECOMMENDED BUDGET**

The Department's FY 2016-2017 Recommended Budget represents an overall increase of \$13,700 or 7.2% in expenditures, and an increase of \$2,500 or 8.9% in revenues, when compared to the FY 2015-2016 Approved Budget. As a result, the Requested Net Cost is increased by \$11,200.

### Revenues

Revenues are projected to be up slightly based on the expected level of activity. The actual revenues could be higher because staff anticipates processing an application for a new industrial building in the Industrial Park. Additionally, funds have been added to account for the addition of a Health Equity Fellow, a part-time limited term position jointly funded by the City of Gonzales and the Monterey County Health Department's Planning, Evaluation, and Policy Unit (PEP).

### Expenditures

Expenditures within the budget unit primarily reflect the fixed costs associated with the Department, including information technology and file services and payment of the annual administrative charges associated with the Local Agency Formation Commission of Monterey County. Additional funding has been included for technical services to be provided by HdL Companies to assist the City in preparing a ballot measure for the taxation of the cultivation of medical marijuana

There is also a slight increase in expenditures as a result of a salary adjustment approved for staff, and the added salaries and benefits associated with the Health Equity Fellow.

### Capital Projects/Fixed Assets

There are no capital projects or fixed assets reflected in this budget.

## **MAJOR POLICY CONSIDERATIONS**

There are no major policy considerations reflected in this budget.

**CITY OF GONZALES & SUCCESSOR AGENCY**  
**Fiscal Year 2016-2017**  
**Recommended Budget**

Budget FY 2015- 2016	Revised FY 2015- 2016 Budget	Recommended Budget FY 2016-2017	Variance Original FY 15-16 Budget
-------------------------	---------------------------------	------------------------------------	--------------------------------------

**PLANNING**

*Revenues*

5623.000 Housing Authority PILOT	5,500	5,500	5,500	-
5710.000 Home Occupation Fees	200	200	200	-
5711.000 Plan Check Fees				-
5712.000 Planning & Zoning Fees	6,000	9,000	9,000	3,000
5713.000 General Plan Revision Fees				-
5820.000 Other Income - Misc Payments	-	2,000	-	-
5821.000 Other Income - Reimbursements	500	500	-	(500)
xxxx.000 Transfer from 127	15,804	15,804	15,804	-
<b>Total</b>	<b>28,004</b>	<b>33,004</b>	<b>30,504</b>	<b>2,500</b>
6110.000 Salaries-Regular Pay	112,631	113,265	122,380	9,749
6111.000 Salaries-Overtime Pay				-
6113.000 Salaries-Differentials	935	1,760	1,930	995
6120.000 Unemployment Insurance				-
6131.000 Deferred Compensation Expense	2,462	2,462	2,575	113
6132.000 Retirement - PERS	20,853	20,853	22,880	2,027
6140.000 Life and Disability Insurance	1,733	1,733	2,035	302
6150.000 Workers Comp Insurance	1,004	1,004	865	(139)
6160.000 Social Security	8,688	8,688	9,510	822
6170.000 Health and Dental Insurance	19,495	19,495	18,475	(1,020)
6210.000 Special Departmental Expenses	500	500	500	-
6211.000 Office Supplies	500	500	500	-
6212.000 Maintenance Supplies				-
6220.000 Telephone				-
6245.000 Other Contractual Services	14,800	20,700	14,800	-
6255.000 Liability Insurance	527	1,378	1,378	851
6260.000 Advertising	1,500	1,500	1,500	-
6265.000 Printing				-
6270.000 Transportation and Travel	1,500	1,500	1,500	-
6275.000 Subscriptions and Training	2,000	2,218	2,000	-
<b>Total</b>	<b>189,128</b>	<b>197,556</b>	<b>202,828</b>	<b>13,700</b>
<b>NET CITY COST</b>	<b>(161,124)</b>	<b>(164,552)</b>	<b>(172,324)</b>	<b>11,200</b>

**General Governmental Buildings  
Budget Narrative for FY 2016-2017  
Budget Unit 170**

**DEPARTMENTAL MISSION**

The City of Gonzales' sustainability depends on infrastructure being maintained in a cost-effective manner. This General Fund Budget Unit provides sufficient resources to acquire and maintain adequate facilities for current and future operations. Cost-effective management of resources is a goal of this Department.

**DEPARTMENTAL PROGRAMS**

This budget unit tracks City-owned building operations, and maintenance activities.

**ACCOMPLISHMENTS FOR FY 2015-2016**

Provided building and general maintenance services to the following locations:

325 Center Street	Fire Station
411 Center Street	Rental Office Space for County Programs
421 Center Street	Dental Offices (rental space)
107 Centennial Drive	Vosti Recreation Center
225 Elko Street	Day Care/Preschool Facility
109 Fourth Street	Public Safety Building
117 Fourth Street	Council Chambers
147 Fourth Street	City Hall
133 Fourth Street	(Rental space)

**DEPARTMENTAL GOALS FOR FY 2016-2017**

- Maintain facilities as cost-effectively as possible within the approved budget.

**FY 2016-2017 RECOMMENDED BUDGET**

The Department's FY 2016-2017 Recommended Budget represents a slight increase of \$1,450 or 1.6% in expenditures, when compared to the FY 2015-2016 Approved Budget to keep up with the cost of living. As a result, the Requested Net Cost is increased by \$1,450.

Services and Supplies

This budget funds janitorial supplies for all City Departments and facilities. The payments for City Hall are part of this budget unit.

Capital Projects/Fixed Assets

There are no capital projects or fixed assets reflected at this time.

**MAJOR POLICY CONSIDERATIONS**

The policy considerations for this budget unit are:

- Renovating city hall is not included in this budget. A budget amendment will be taken to the Council when a plan is developed.
- Establishing a reserve fund to keep up with aging buildings maintenance may be an option as funds are available.
- When demolition of the Old Public Works Shop will be appropriate.



**CITY OF GONZALES & SUCCESSOR AGENCY**  
**Fiscal Year 2016-2017**  
**Recommended Budget**

Budget FY 2015- 2016	Revised FY 2015- 2016 Budget	Recommended Budget FY 2016-2017	Variance Original FY 15-16 Budget
-------------------------	---------------------------------	------------------------------------	--------------------------------------

**GENERAL GOVERNMENT BLDG**

6210.000 Special Departmental Expenses	300	300	1,000	700
6212.000 Maintenance Supplies	1,000	1,000	1,000	-
6213.000 Oils and Lubricants	250	250	1,000	750
6220.000 Telephone				-
6225.000 Utilities				-
6245.000 Other Contractual Services	12,000	12,000	12,000	-
6250.000 Rental	76,000	76,000	76,000	-
6260.000 Advertising				-
6520.000 Capital Outlay-Buildings				-
6530.000 Capital Outlay-Improvements				-
6540.000 Capital Outlay-Equipment				-
<b>NET CITY COST</b>	<b>89,550</b>	<b>89,550</b>	<b>91,000</b>	<b>1,450</b>

# **Non-Departmental Budget Narrative for FY 2016-2017 Budget Unit 200**

## **DEPARTMENTAL MISSION**

The City of Gonzales' sustainability depends on government operations being supported in a cost-effective manner. This general fund budget unit provides sufficient resources to support most city departments.

## **DEPARTMENTAL PROGRAMS**

This general fund budget unit provides various support services to all City Departments such as postage, office supplies, first aid supplies, lease agreements, along with automotive and property insurance.

## **ACCOMPLISHMENTS FOR FY 2015-2016**

- Cost-effectively provided support to City's Departments.

## **DEPARTMENTAL GOALS FOR FY 2016-2017**

- Continue to provide cost-effective interdepartmental support services.
- Continue to maintain the various support contracts and lease agreements.

## **FY 2016-2017 RECOMMENDED BUDGET**

The Department's FY 2016-2017 Recommended Budget represents an increase of \$19,640 or 29%, when compared to the FY 2015-2016 Approved Budget. As a result, the Requested Net Cost is increased by \$19,640.

### *Personnel*

There are no personnel expenditures reflected in this budget.

### *Services and Supplies*

This budget reflects funding for the:

1. City Telephone, Utilities and Information Technology (IT)
2. Office Supplies
3. Postage and Mail services
4. Public Hearing Notices & Legal Notices
5. County Administrative Fee

The reason for the increase is being driven by a variety of items.

Capital Projects/Fixed Assets

There are no capital projects or fixed assets reflected in this budget.

**MAJOR POLICY CONSIDERATIONS**

There are no major policy considerations reflected in this budget.

**CITY OF GONZALES & SUCCESSOR AGENCY**  
**Fiscal Year 2016-2017**  
**Recommended Budget**

Budget FY 2015- 2016	Revised FY 2015- 2016 Budget	Recommended Budget FY 2016-2017	Variance Original FY 15-16 Budget
-------------------------	---------------------------------	------------------------------------	--------------------------------------

**NONDEPARTMENTAL**

				-
6210.000 Special Departmental Expenses	10,000	10,000	10,000	-
6211.000 Office Supplies	6,000	6,000	6,000	-
6212.000 Maintenance Supplies	1,000	1,000	1,000	-
6220.000 Telephone	10,000	10,000	10,000	-
6225.000 Utilities	18,000	18,000	18,000	-
6230.000 Legal and Accounting				-
6245.000 Other Contractual Services	15,000	32,700	32,700	17,700
6250.000 Rental	1,800	1,800	1,800	-
6255.000 Liability Insurance	200	800	800	600
6260.000 Advertising				-
6265.000 Printing	-	1,340	1,340	1,340
6270.000 Transportation and Travel				-
6275.000 Subscriptions & Train				-
6315.000 County Administrative Fees	6,000	6,000	6,000	-
<b>NET CITY COST</b>	<b>68,000</b>	<b>87,640</b>	<b>87,640</b>	<b>19,640</b>

**Police Department  
Budget Narrative for FY 2016-2017  
Budget Unit 300**

**DEPARTMENTAL MISSION**

The Gonzales Police Department supports the Vision and Mission of the City by providing public safety services to all our residents, businesses, and visitors. These services are provided using a cooperative community policing philosophy, in which the Department works with the residents to solve crime and quality of life issues in our diverse community.

The number one concern of the Department is the safety of all of our residents, businesses, and visitors. The Department takes a zero tolerance to crime and works aggressively to solve crimes that do occur.

The Gonzales Police Department supports and protects commercial, industrial, and educational institutions in the area. The Department provides advice as requested, and aids in crime prevention.

**ACCOMPLISHMENTS FOR FY 2015-2016**

The Police Department accomplished many of the goals, including the following:

- The Department continued its efforts both in the City and regionally to address gang violence. While this was done without the benefit of any grant funding as in previous years, the City continues to look for funding opportunities to help with these efforts.
- Continued to do community outreach throughout the City to help our residents address not only crime issues, but also quality of life challenges.
- While the City unfortunately saw an increase in property crimes during the 2015-2016 Fiscal Year, it was not as high as other Cities in South Monterey County. Gonzales continues to be one of the safest community's in Monterey County and the State of California.
- The City and School District agreed to jointly fund a School Resource Officer. Due to staffing levels, the position has not yet assigned to an Officer.
- Developed a body camera program that requires Officers/Personnel of the Department to record citizen interactions.
- Replaced the duty weapons carried by Department members with an updated model of the same firearm.
- The City and Department participated in the National Night Out in August, and had over 1000 of our residents attend the event in Central Park.

## **DEPARTMENTAL GOALS FOR 2016-2017**

- Continue to work with the residents of our City to address the crime and quality of life issues that we are facing.
- Work regionally with the other South County Cities to secure grant funding to help address community outreach and engagement.
- Continue collaborative efforts with the Gonzales School District to improve youth interaction. Assign an Officer to the School Resource Officer program once staffing is filled at the Department.
- Continue to apply for additional funding as opportunities arise, including applying for future gang prevention grants and opportunities.

## **FY 2016-2017 RECOMMENDED BUDGET**

The Department's FY 2016-2017 Recommended Budget represents an overall increase of \$376,053 or 20% in expenditures, and \$45,500 or 75% in revenues, when compared to the FY 2015-2016 Approved Budget. As a result, the Requested Net City Cost is increased by \$330,553.

### Revenues

Revenues are expected to increase mainly due to the reimbursement that will be received from the school for the 50% of the new School Resource Officer position.

The Department again did not receive a COPS Hiring Grant from the Federal Government. In speaking with the COPS Office, the main reasoning gave for our denial is the City's low Part I Crime rates.

### Personnel

A large reason for the increase is that the budget reflects funding for 1) the reclassification of the Police Clerk to an Administrative Assistant position to reflect her current job duties, 2) a half year salary and benefit for a new Police Officer position to supplement the current workforce, and 3) the funding for the new School Resource Officer position approved in FY 2015-2016.

### Services and Supplies

The Recommended FY 2016-2017 Budget reflects a status quo budget for services and supplies. This area also reflects the continued payments towards the Next Generation Radio (NGEN) system, which this year will increase with a new maintenance fee per radio.

### Capital Projects/Fixed Assets

The budget represents replacing one of the Department's administration vehicles and making the old unit a court/training car.

Transfers Out

The other main reason for the increase is the transfer out (contribution) to the Public Safety Fund to fully cover the costs of the Police Officers in that fund.

This is due to the projected revenue from the COPS Fast Grant and Supplemental Law Enforcement funding, which continues to decrease and is no longer funding the entire salaries of the one and a half Officer's positions that it once did.

**MAJOR POLICY CONSIDERATIONS**

The City continues to fear that the State of California will take or reduce COPS funding, which is approximately \$100,000 to our City, to fill the State's Budget gap. The General Fund as in previous years, will be used to offset the cost difference in funding two Officers as we have in the past from Fund 150.

**CITY OF GONZALES & SUCCESSOR AGENCY**  
**Fiscal Year 2016-2017**  
**Recommended Budget**

	Budget FY 2015- 2016	Revised FY 2015- 2016 Budget	Recommended Budget FY 2016-2017	Variance Original FY 15-16 Budget
--	-------------------------	---------------------------------	------------------------------------	--------------------------------------

**POLICE DEPARTMENT**

*Revenues*

5310.000 Animal Licenses	500	1,000	1,500	1,000
5320.000 Bicycle Licenses	50	50	50	-
5335.000 Dance Permits	400	400	400	-
5410.000 Vehicle Code Fines	20,000	20,000	20,000	-
5621.000 P.O.S.T. Reimbursement	5,000	5,000	4,500	(500)
5637.000 Grant Proceeds				-
5720.000 Police Service Fees	19,000	19,000	19,000	-
5821.000 Other Income	15,000	15,000	60,000	45,000
5962.000 Transfers from Fund 216				-
<b>Total</b>	<b>59,950</b>	<b>60,450</b>	<b>105,450</b>	<b>45,500</b>

*Expenditures*

6110.000 Salaries-Regular Pay	857,881	887,710	935,795	77,914
6111.000 Salaries-Overtime Pay	100,000	150,000	100,000	-
6112.000 Salaries-Extra Help				-
6113.000 Salaries-Differentials	101,420	100,000	122,400	20,980
6114.000 Workers Compensation Payment				-
6120.000 Unemployment Insurance				-
6130.000 Retirement - ICMA				-
6131.000 Deferred Compensation Expense	3,964	62,611	65,500	61,536
6132.000 Retirement - PERS	192,030	226,000	211,775	19,745
6140.000 Life and Disability Insurance	14,007	14,007	15,675	1,668
6150.000 Workers Comp Insurance	48,368	48,368	70,000	21,632
6160.000 Social Security	77,975	77,975	88,603	10,628
6170.000 Health and Dental Insurance	75,900	75,900	118,950	43,050
6210.000 Special Departmental Expenses	-	8,000	8,000	8,000
6211.000 Office Supplies	2,500	2,500	3,000	500
6212.000 Maintenance Supplies	13,000	13,000	13,000	-
6213.000 Oils and Lubricants	19,000	19,000	15,000	(4,000)
6220.000 Telephone	8,000	5,000	8,000	-
6225.000 Utilities	22,000	22,000	22,000	-
6230.000 Legal and Accounting				-
6245.000 Other Contractual Services	275,000	275,000	280,000	5,000
6250.000 Rental				-
6255.000 Liability Insurance	20,000	20,000	20,000	-
6260.000 Advertising	100	100	2,000	1,900
6265.000 Printing	500	500	-	(500)
6270.000 Transportation and Travel	1,000	1,000	1,000	-
6275.000 Subscriptions and Training	12,000	12,000	10,000	(2,000)
6542.000 Vehicles	30,000	30,000	32,000	2,000
6544.000 Equipment-Computers	-	13,712	13,000	13,000
6905.000 Transfers Out	-	-	95,000	95,000
<b>Total</b>	<b>1,874,645</b>	<b>2,064,383</b>	<b>2,250,698</b>	<b>376,053</b>
<b>NET CITY COST</b>	<b>(1,814,695)</b>	<b>(2,003,933)</b>	<b>(2,145,248)</b>	<b>330,553</b>



**Fire Department  
Budget Narrative for FY 2016-2017  
Budget Unit 310**

**DEPARTMENTAL MISSION**

The Gonzales Fire Department is committed to providing fire prevention and suppression to the residents of our City and Rural Fire District in a friendly, cost-effective manner to insure the safety of our residents and businesses. The Department continues to work collaboratively with other public safety agencies to maintain the highest quality of service and serve those in our diverse community.

**ACCOMPLISHMENTS FOR FY 2015-2016**

- Provided public safety services to our residents in a safe and effective manner.
- Maintained its volunteer staff at 14 members, and one career Deputy Fire Chief/Fire Marshal, as well as added one career Fire Engineer position.
- Expanded a Volunteer Firefighter shift program to improve station coverage.
- Continued the training program to better prepare Volunteer Firefighters towards Firefighter 1 Certification.
- Expanded an overhaul of the Fire Prevention/Business Inspection Program.

**DEPARTMENTAL GOALS FOR FY 2016-2017**

- Continue to search out grant opportunities to assist the City with maintaining and replacing Fire Department equipment.
- Work towards increasing the Volunteer Firefighting force to 20 members.
- Continue to work collaboratively with other public safety agencies to ensure that the residents of our City are receiving the best public safety services available, such as the Auto-Aid Agreements.
- Continue instruction in CPR, First Aid, and disaster preparedness to our residents and businesses to ensure Gonzales is prepared for an emergency.
- Continue to expand the Volunteer Firefighter shift program in an effort to provide 24 hours a day coverage.
- Continue to perform all duties of the Fire Marshal including business inspections, fire investigations, and all other prevention activities.
- Continue to train Firefighters towards Firefighter 1 Certification.

**FY 2016-2017 RECOMMENDED BUDGET**

The Department's FY 2016-2017 Recommended Budget represents an overall increase of \$120,981 or 53% in expenditures, and \$2,300 or .9% in revenues, when compared to the

FY 2015-2016 Approved Budget. As a result, the Requested Net Cost is increased by \$118,681.

Revenues

The Department operates on funds obtained from General Fund, the Gonzales Rural Fire Protection District, Special EMS Assessments, and other grants. The City will also see approximately \$7,500 in funding from CSA-74 monies that are collected by the County, to provide medical supplies, training, and equipment.

The increase in revenues is projected from the proposed Fire Department cost recovery activities.

Personnel

The Department is requesting no additional full-time personnel during this Recommended FY 2016-2017 Budget. The increase in personnel costs reflects the increase in call volume, and the expansion of the Firefighter shift program, as well as the addition of a career Fire Engineer.

Services and Supplies

Services and supplies object codes are essentially unchanged.

Capital Projects/Fixed Assets

The Department, in trying to maintain the City's policy on fiscal responsibility, has scheduled no capital projects or fixed assets purchases (over \$1,000) during the FY 2016-2017 Recommended Budget.

**MAJOR POLICY CONSIDERATIONS**

While the City continues to use General Fund monies to support the Fire Department's efforts, the overall costs for fire protection in Gonzales is minimal compared to other jurisdictions. This is only accomplished through the efforts and dedication of the Officers and Volunteer Firefighters.

**CITY OF GONZALES & SUCCESSOR AGENCY**  
**Fiscal Year 2016-2017**  
**Recommended Budget**

Budget FY 2015- 2016	Revised FY 2015- 2016 Budget	Recommended Budget FY 2016-2017	Variance Original FY 15-16 Budget
-------------------------	---------------------------------	------------------------------------	--------------------------------------

<b>FIRE DEPARTMENT</b>					
<i>Revenues</i>					
5162.000	Special Assessment - EMS Svcs	10,000	10,000	10,000	-
5351.000	Fire Plan Examination Fees	700	700	700	-
5673.000	EMS C5A 74	6,600	6,600	6,600	-
5730.000	Rural Fire District	200,000	200,000	200,000	-
5731.000	SAFER Grant				-
5777.000	Fire Inspection Fees	2,700	5,000	5,000	2,300
5821.000	Other Income-Reimbursements	30,000	30,000	30,000	-
<b>Total</b>		<b>250,000</b>	<b>252,300</b>	<b>252,300</b>	<b>2,300</b>
<i>Expenditures</i>					
6110.000	Salaries-Regular Pay	100,000	116,320	158,780	58,780
6111.000	Salaries-Overtime Pay	1,000	1,000	1,000	-
6112.000	Extra Help	-	350		-
6113.000	Salaries-Differentials				-
6120.000	Unemployment Insurance				-
6131.000	Deferred Compensation Expense	-	6,825	7,345	7,345
6132.000	Retirement - PERS	15,466	18,752	27,240	11,774
6140.000	Life and Disability Insurance	1,292	1,292	1,690	398
6150.000	Workers Comp Insurance	5,225	5,225	7,450	2,225
6160.000	Social Security	7,726	8,975	12,225	4,499
6170.000	Health and Dental Insurance	10,800	10,800	23,760	12,960
6210.000	Special Departmental Expenses	18,000	18,000	20,000	2,000
6211.000	Office Supplies	100	100	100	-
6212.000	Maintenance Supplies	2,500	2,500	2,500	-
6213.000	Oils and Lubricants	5,000	5,000	5,000	-
6214.000	Vehicle Maintenance	10,000	25,000	25,000	15,000
6220.000	Telephone				-
6225.000	Utilities	9,000	9,000	9,000	-
6245.000	Other Contractual Services	15,000	15,000	15,000	-
6250.000	Rental				-
6255.000	Liability Insurance	27,000	24,391	29,000	2,000
6260.000	Advertising				-
6275.000	Subscriptions and Training	1,000	1,000	5,000	4,000
6540.000	Capital Outlay-Equipment				-
6541.000	Capital Outlay-Machinery				-
<b>Total</b>		<b>229,109</b>	<b>269,530</b>	<b>350,090</b>	<b>120,981</b>
	<b>NET CITY COST</b>	<b>20,891</b>	<b>(17,230)</b>	<b>(97,790)</b>	<b>118,681</b>

**Building Regulation Department  
Budget Narrative for FY 2016-2017  
Budget Unit 320**

**DEPARTMENTAL MISSION**

The Building Department supports the Vision and Mission of the City by providing excellent service in a friendly, cost-effective manner to ensure the community's safety is sustainable.

**DEPARTMENTAL PROGRAMS**

- Construction Inspections is the primary function of this Department.
- Plan reviews for Building Code compliance.
- Maintain permit issuance and fee collection system.
- Maintain Construction Demolition Debris Diversion Program.
- Maintain Gonzales' Employee Housing Program.
- Assist with the Code Enforcement Program through site inspections.
- Maintain the Abandoned and Distressed Residential Property Program.
- Assist in monitoring pre and post construction Storm Water Runoff Programs.
- Coordinate efforts with other Departments.
- Maintain the Safety Assessment Program to assess disaster damage when needed.

**ACCOMPLISHMENTS FOR FY 2015-2016**

- Completed building inspections for all projects.
- Completed plan reviews for all projects.
- Issued permit and collected fees appropriate for construction projects.
- Maintained Construction Demolition Debris Diversion Program.
- Complied with Employee Housing Program monitoring, and reporting requirements.
- Investigated Code Enforcement complaints.
- Maintained the Abandoned and Distressed Residential Property Program.
- Coordinated construction inspections, and enforcement efforts with other Departments.

**DEPARTMENTAL GOALS FOR FY 2016-2017**

- Inspect all construction projects.
- Review all plans for Building Code compliance.
- Issue construction permits.
- Collect and properly account for permit fees.
- Monitor and report Construction Demolition Debris Diversion.
- Monitor Building Code compliance.

- Monitor, inspect, and report Gonzales' Employee Housing Program in compliance with State Codes.
- Collect, handle appropriately, and report any employee housing complaints.
- Assist with the Code Enforcement Inspections and enforcement.
- Inspect, account for, and report abandoned and distressed residential property as needed.
- Assist in monitoring pre and post construction Storm Water Runoff Programs.
- Coordinate all efforts with other Departments.
- Participate as part of Gonzales' emergency planning, preparedness, and response team.
- Incorporate new computer software to track Building and Planning Projects.
- Maintain up to date knowledge of changing Building Codes.

## **FY 2016-2017 RECOMMENDED BUDGET**

The Department's FY 2016-2017 Recommended Budget represents an overall increase of \$76,757 or 247% in expenditures, and an increase of \$12,250 or 23% in revenues, when compared to the FY 2015-2016 Approved Budget. As a result, the Requested Net Cost is increased by \$64,507.

### Revenues

This budget revenue is solely based upon building activity.

### Personnel

Administrative support for this Department is shared with other Departments. The reason for the increase is due to salaries and benefits as a result of hiring a Building Inspector I/II position.

### Services and Supplies

The expenses listed for this budget are for the contracted building inspections and plan checks when needed, to supplement staff. The computer program that tracks permits is proposed for replacement.

### Capital Projects / Fixed Assets

No capital projects or fixed assets are reflected in the budget.

## **MAJOR POLICY CONSIDERATIONS**

Staff expects to hire a full-time Building Inspector.

**CITY OF GONZALES & SUCCESSOR AGENCY**  
**Fiscal Year 2016-2017**  
**Recommended Budget**

Budget FY 2015- 2016	Revised FY 2015- 2016 Budget	Recommended Budget FY 2016-2017	Variance Original FY 15-16 Budget
-------------------------	---------------------------------	------------------------------------	--------------------------------------

<b>BUILDING</b>				
<i>Revenues</i>				
5330.000 Building Permits	15,000	2,500	2,500	(12,500)
5242.000 ADA-DSA SB 1186 Fees	250	250	250	-
5329.000 Building Standards Admin Fee	100	100	100	-
5331.000 Fire Permit Fees				-
5332.000 SMIP Fee	200	500	500	300
5333.000 System Automation Fee	1,600	3,250	3,250	1,650
5334.000 Deconstruction, Demolition & Co	2,000	4,000	4,000	2,000
5345.000 Building Occupancy Fee	500	500	500	-
5348.000 Employee Housing Fee	3,000	3,200	3,200	200
5350.000 Bldg/Elec/Plumb Permits	10,000	30,000	30,000	20,000
5351.000 Fire Plan Examination Fees				-
5360.000 Misc. Building Projects				-
5365.000 Document Storage Fee	500	1,100	1,100	600
5640.000 County Housing Projects				-
5711.000 Plan Check Fees	20,000	20,000	20,000	-
5714.000 Training Fees - Building	500	500	500	-
5777.000 Fire Inspection Fees				-
				-
<b>Total</b>	<b>53,650</b>	<b>65,900</b>	<b>65,900</b>	<b>12,250</b>

<i>Expenditures</i>				
6110.000 Salaries-Regular Pay	15,821	17,277	60,370	44,549
6112.000 Salaries-Extra Help				-
6113.000 Salaries-Differentials	791	791	3,020	2,229
6131.000 Deferred Compensation Expense			880	880
6132.000 Retirement - PERS	3,133	3,133	11,955	8,822
6140.000 Life and Disability Insurance	270	270	1,100	830
6150.000 Workers Comp Insurance	278	278	395	117
6160.000 Social Security	1,270	1,270	4,850	3,580
6170.000 Health and Dental Insurance	5,400	8,125	14,850	9,450
6210.000 Special Departmental Expenses	400	1,200	1,200	800
6211.000 Office Supplies	100	100	100	-
6212.000 Maintenance Supplies	300	300	300	-
6213.000 Oils and Lubricants	2,500	8,000	8,000	5,500
6220.000 Telephone				-
6245.000 Other Contractual Services				-
6255.000 Liability Insurance	160	160	160	-
6260.000 Advertising	150	150	150	-
6275.000 Subscriptions and Training	500	500	500	-
6540.000 Capital-Equipment				-
				-
<b>Total</b>	<b>31,073</b>	<b>41,554</b>	<b>107,830</b>	<b>76,757</b>
<b>NET CITY COST</b>	<b>22,577</b>	<b>24,346</b>	<b>(41,930)</b>	<b>64,507</b>

**Public Works Department  
Budget Narrative for FY 2016-2017  
Budget Unit 400**

**DEPARTMENTAL MISSION**

The Mission of the Public Works Department is to support the City's Vision by enhancing the quality of life of our residents with safety, courteous, and respectful service. Cost-effective programs provide sustainability to Gonzales. Planning for the future ensures Gonzales will continue to receive utilities, and other services when needed.

**DEPARTMENTAL PROGRAMS**

The Public Works Department is responsible for the operation and maintenance of the following functions:

- Street Maintenance
- Street Sweeping
- Parks Maintenance
- Building Maintenance
- Automotive and Equipment Maintenance
- Operation and Maintenance of the City's Swimming Pool
- Special Events Support
- Municipal Water System
- Wastewater System
- Capital Improvements Projects
- Issuance of Encroachment Permits
- Water Cross-Connection Program
- Project Review and Plan Check
- Stormwater Program
- Emergency utility response
- Water Leak Detection
- Underground utility marking for construction projects
- Percolation pond maintenance
- Graffiti abatement
- Manage mosquito abatement

**ACCOMPLISHMENTS FOR FY 2015-2016**

- Maintained a high level of operational effort with new staff supplemented by Center for Employment Training staff.
- Utilized partial management staff commitment while searching for a full-time Public Works Director.

- Coordinated efforts with the new City Engineer.
- Managed and maintained the City street system that included pothole repairs as needed.
- Managed a Street Striping Program.
- Mowed and maintained parks in all sections of the community.
- Maintained all City-owned buildings in an efficient manner.
- Provided operational support services for all City functions, including automotive service for a fleet of vehicles, and many varied pieces of equipment.
- Coordinated pool rehabilitation project.
- Provided support for all community special events.
- Managed and maintained the City's Municipal Water and Distribution System, and three active City Water Wells.
- Supported utility shutoff and turn-on for utility bill collection system.
- Managed and maintained the City Municipal Sewer Treatment and Collection System with the assistance of Soledad providing the Chief Plant Operator license.
- Managed and maintained six (6) Sewer Pump Stations.
- Managed a fats, oil, and grease program to minimize damage to the Wastewater Collection System and pollution.
- Maintained a Cross Connection Program to ensure the safety of the Municipal Water System.
- Issued and monitored encroachment permits for public right-of-way projects.
- Participated in plan review and project development with other Departments.
- Provided general maintenance services for City-owned facilities.
- Marked all underground utilities as required.
- Maintained City-owned percolation ponds.
- Mitigated graffiti when notified as soon as possible.
- Coordinated stormwater program with the assistance of the City Engineer.

## **DEPARTMENTAL GOALS FOR FY 2016-2017**

- Continue to provide services, which enhance the quality of life of Gonzales residents and employees in an environment of safety, courtesy, integrity, and respect. Gonzales will endeavor to provide utility services without interruption in a cost-effective manner.
- Update the Public Works Standards and Specifications.
- Continue to provide day to day operational services to all of the City Departments.
- Maintain Department programs as cost-effectively and sustainably as possible.
- Provide Department staff development.
- Have at least one staff licensed to operate Wastewater Treatment Plant.
- Transition to contracted Certified Plant Operator with City staff assistance.
- Pursue the use of technology whenever possible, to help offset departmental demand for services.
- Continue to provide stable management practices of City assets.
- Improve the Mosquito Abatement Program effectiveness.



## **FY 2016-2017 RECOMMENDED BUDGET**

The Department's FY 2016-2017 Recommended Budget represents an overall increase of \$25,529 or 38% in expenditures, when compared to the FY 2016-2016 Approved Budget. As a result, the Requested Net Cost is increased by \$25,529.

### Personnel

The Public Works Department operates with shared management transitioning to a full-time Public Works Director, the Public Works Supervisor position remains vacant, Public Works Lead Worker, Maintenance Workers, and Mechanic. Personnel expenses are shared with utilities and assessment districts. The reason for the change in expenditures is due to increase in personnel costs as a result of filling the Public Works Director via an internal reassignment.

### Services and Supplies

This budget reflects funding for:

- Safety supplies
- Employee uniform services
- Department communication contract
- Mechanic training costs
- Training for employees to achieve and maintain certification in several areas.
- Annual service contracts- solvent, oil & transmissions

### Capital Projects/Fixed Assets

There are no capital projects, and/or fixed assets reflected in this budget.

## **MAJOR POLICY CONSIDERATIONS**

This Budget does not reflect any major policy consideration.

**CITY OF GONZALES & SUCCESSOR AGENCY**  
**Fiscal Year 2016-2017**  
**Recommended Budget**

Budget FY 2015- 2016	Revised FY 2015- 2016 Budget	Recommended Budget FY 2016-2017	Variance Original FY 15-16 Budget
-------------------------	---------------------------------	------------------------------------	--------------------------------------

**PUBLIC WORKS**

*Revenues*

5277.000 Public Facilities Impact Fees	-	-	-	-
5635.000 Highway Carrier Tax	-	-	-	-
5821.000 Other Income - Reimbursements	-	-	-	-
<b>Total</b>	<b>-</b>	<b>-</b>	<b>-</b>	<b>-</b>

*Expenditures*

6110.000 Salaries-Regular Pay	30,412	29,640	36,530	6,118
6111.000 Salaries-Overtime Pay	540	1,250	640	100
6112.000 Salaries-Extra Help	2,000	500	-	(2,000)
6113.000 Salaries-Differentials	1,320	1,320	2,080	760
6120.000 Unemployment Insurance				-
6130.000 Retirement - ICMA				-
6131.000 Deferred Compensation Expense	372	760	1,985	1,613
6132.000 Retirement - PERS	7,234	7,234	7,485	251
6140.000 Life and Disability Insurance	601	601	596	(5)
6150.000 Workers Comp Insurance	3,570	3,570	545	(3,025)
6160.000 Social Security	2,904	2,904	3,005	101
6170.000 Health and Dental Insurance	7,749	7,749	9,415	1,666
6210.000 Special Departmental Expenses	2,000	2,000	4,500	2,500
6211.000 Office Supplies	200	200	200	-
6212.000 Maintenance Supplies	1,500	1,500	2,000	500
6213.000 Oils and Lubricants	3,400	3,400	3,400	-
6220.000 Telephone				-
6225.000 Utilities				-
6235.000 Engineering & Surveying	-	-	10,000	10,000
6245.000 Other Contractual Services	2,500	2,500	4,500	2,000
6250.000 Rental				-
6255.000 Liability Insurance	1,300	4,493	4,500	3,200
6260.000 Advertising				-
6270.000 Transportation and Travel				-
6275.000 Subscriptions and Training	250	250	2,000	1,750
<b>Expenditures</b>	<b>67,852</b>	<b>69,871</b>	<b>93,381</b>	<b>25,529</b>
<b>NET CITY COST</b>	<b>(67,852)</b>	<b>(69,871)</b>	<b>(93,381)</b>	<b>25,529</b>

**Parks**  
**Budget Narrative for FY 2016-2017**  
**Budget Unit 500**

**DEPARTMENTAL MISSION**

The parks budget unit of the general fund supports the Vision of the City by enhancing the quality of life for Gonzales residents and visitors, through quality places for public gatherings and private family events in a safe, courteous, and respectful manner.

**DEPARTMENTAL PROGRAMS**

- Maintain all City parks.
- Provide support for all special events.

**ACCOMPLISHMENTS FOR FY 2015-2016**

- Assisted with all City-wide special events.
- Completed weekly maintenance.
- Removed graffiti within 48 hours.
- Repaired vandalism as soon as notified.
- Improved Gabilan Court open space.

**DEPARTMENTAL GOALS FOR FY 2016-2017**

- Provide safe, clean, and aesthetically pleasing parks and open spaces.
- Ensure park improvements are adequately maintained.
- Improve maintenance of parks through an improved inspection program.
- Keep Canyon Creek Park open as much as safely possible.
- Monitor landscaping contractor for the assessment districts.

**FY 2016-2017 RECOMMENDED BUDGET**

The Department's FY 2016-2017 Recommended Budget represents an overall increase of \$217,310 or 234% in expenditures, when compared to the FY 2015-2016 Approved Budget. As a result, the Requested Net Cost is increased by \$217,310.

Personnel

Personnel costs reflect the Public Works employees that maintain the parks.

Services & Supplies

This budget unit covers maintenance supplies and utilities for parks.

Capital Projects/Fixed Assets

The main reason for the increase is the cost of a new restroom facility for Central Park that is being paid by the Transaction and Use Tax (TUT) revenue that was approved by the Measure K Committee, and ratified by the City Council.

**MAJOR POLICY CONSIDERATIONS**

One policy consideration for the City of Gonzales is to contemplate the formation of a Parks & Recreation District to meet future funding challenges.

A Central Park tree management program should be considered. Planning for a program is included in this year's budget.

**CITY OF GONZALES & SUCCESSOR AGENCY**  
**Fiscal Year 2016-2017**  
**Recommended Budget**

	Budget FY 2015- 2016	Revised FY 2015- 2016 Budget	Recommended Budget FY 2016-2017	Variance Original FY 15-16 Budget
<b>PARKS</b>				
6110.000 Salaries-Regular Pay	40,951	47,213	52,063	11,112
6111.000 Salaries-Overtime Pay	1,000	2,000	1,200	200
6112.000 Salaries-Extra Help				
6113.000 Salaries-Differentials	2,100	2,100	2,550	450
6131.000 Deferred Compensation Expense	2,000	2,000	-	(2,000)
6132.000 Retirement - PERS	8,308	8,308	10,527	2,219
6140.000 Life and Disability Insurance	700	700	869	169
6150.000 Workers Comp Insurance	560	560	556	(4)
6160.000 Social Security	3,370	3,370	4,270	900
6170.000 Health and Dental Insurance	10,800	10,800	9,504	(1,296)
6210.000 Special Departmental Expenses	2,000	2,000	2,000	-
6211.000 Office Supplies				-
6212.000 Maintenance Supplies	4,000	4,000	4,000	-
6213.000 Oils and Lubricants	2,000	2,000	2,000	-
6220.000 Telephone				-
6225.000 Utilities	10,000	10,000	10,000	-
6235.000 Engineering and Surveying				-
6245.000 Other Contractual Services	5,000	5,000	5,000	-
6250.000 Rental	-	-	-	-
6255.000 Liability Insurance	-	560	560	560
6260.000 Advertising				-
6270.000 Transportation & Travel				-
6275.000 Subscriptions and Training				-
6530.000 Capital Outlay - Improvements	-	-	205,000	205,000
<b>NET CITY COST</b>	<b>92,789</b>	<b>100,611</b>	<b>310,099</b>	<b>217,310</b>

**Recreation Services  
Budget Narrative for FY 2016-2017  
Budget Unit 510**

**DEPARTMENTAL MISSION**

The Recreation Department supports the Vision and Mission of the City by meeting the recreational needs and desires of the residents of Gonzales by developing, implementing, and maintaining quality programs, services, and facilities which are cost effective, creative, and responsive to resident input.

**DEPARTMENTAL PROGRAM**

This budget reflects all the expenditures and revenues for the City's recreational programming. It reflects youth sports, adult sports, environmental education, preschool, and teen programming.

**ACCOMPLISHMENTS FOR FY 2015-2016**

- Worked with several outside agencies to continue City-wide special events, including the 4<sup>th</sup> of July, Cinco de Mayo, Holiday Lights, Health and Safety Fair, and Dia del Niño.
- Established a Summer School After School Program in collaboration with Gonzales Unified School District.
- Continued Adult and Teen Open Gym at Fairview Middle School Joint-Use Gym.
- Increased free and reduced cost summer programming to compensate for the pool being closed.
- Increased participation in youth sports, particularly Youth Basketball.
- Implemented a successful "Paint the Town Purple" Day to raise awareness about Cancer Awareness and Prevention.
- Collaborated with the G3 Program in offering new and innovative ways to offer environmental education to the community.

**DEPARTMENTAL GOALS FOR FY 2016-2017**

- Provide a wide range of recreational activities to citizens of all ages.
- Work to increase and diversify the participants in all programs.
- Work to find additional funding sources and grants for recreation.
- Increase collaboration and partnerships with the various community groups to enhance programming.
- Partner with other non-profits to enhance or supplant programs to reduce, and/or control costs.
- Increase opportunities for senior citizens.

## **FY 2016-2017 RECOMMENDED BUDGET**

The Department's FY 2016-2017 Recommended Budget represents an overall increase of \$8,306 or 4.8% in expenditures, and \$17,000 or 17.3% in revenues, when compared to the FY 2015-2016 Approved Budget. As a result, the Requested Net Cost is decreased by (\$8,694).

### Revenues

The reason for the increase is due to the expected increase from enhanced recreational programs.

### Personnel

The change in this category is derived by staff for the Summer Day Camp Program.

### Services and Supplies

Services and supplies reflect an increase to provide the Summer Camp.

### Capital Projects/Fixed Assets

There are no capital projects or fixed assets reflected in this budget.

## **MAJOR POLICY CONSIDERATIONS**

While the budget is providing a full Recreation Program, it is being done with less resources and some restructuring. The following is a summary of the changes included in the Recreation Budget:

- Continue to seek grant and funding opportunities to offset costs of Recreation Programs.
- Ensure that all Recreation Program expenditures are completely covered by the revenue they bring in.

**CITY OF GONZALES & SUCCESSOR AGENCY**  
**Fiscal Year 2016-2017**  
**Recommended Budget**

Budget FY 2015- 2016	Revised FY 2015- 2016 Budget	Recommended Budget FY 2016-2017	Variance Original FY 15-16 Budget
-------------------------	---------------------------------	------------------------------------	--------------------------------------

**RECREATION SERVICES**

*Revenues*

5637.000 Grant Proceeds	-			-
5740.000 Recreation Fees	98,000	98,000	115,000	17,000
5820.000 Other Income -Misc Payments	-			-
5950.000 Transfer from CDBG	-			-
<b>Total</b>	<b>98,000</b>	<b>98,000</b>	<b>115,000</b>	<b>17,000</b>

*Expenditures*

6110.000 Salaries-Regular Pay	83,626	83,626	64,313	(19,313)
6111.000 Salaries-Overtime Pay				-
6112.000 Salaries-Extra Help			6,000	6,000
6113.000 Salaries-Differentials	1,010	1,010	-	(1,010)
6120.000 Unemployment Insurance				-
6131.000 Deferred Compensation Expense	1,964	1,964	2,036	72
6132.000 Retirement - PERS	13,416	13,416	9,583	(3,833)
6140.000 Life and Disability Insurance	976	976	866	(110)
6150.000 Workers Comp Insurance	1,725	1,725	1,585	(140)
6160.000 Social Security	6,448	6,448	4,920	(1,528)
6170.000 Health and Dental Insurance	9,180	9,180	10,098	918
6210.000 Special Departmental Expenses	36,000	36,000	51,000	15,000
6211.000 Office Supplies	150	150	150	-
6212.000 Maintenance Supplies	10,000	10,000	10,000	-
6213.000 Oils and Lubricants	750	750	750	-
6220.000 Telephone				-
6225.000 Utilities	3,500	3,500	14,000	10,500
6245.000 Other Contractual Services	1,000	2,000	2,000	1,000
6255.000 Liability Insurance				-
6265.000 Printing				-
6275.000 Subscriptions and Training			750	750
6544.000 Equipment-Computers				-
<b>Total</b>	<b>169,745</b>	<b>170,745</b>	<b>178,051</b>	<b>8,306</b>
<b>Net City Cost</b>	<b>(71,745)</b>	<b>(72,745)</b>	<b>(63,051)</b>	<b>(8,694)</b>



**City Aquatics**  
**Budget Narrative for FY 2016-2017**  
**Budget Unit 515**

**DEPARTMENTAL MISSION**

The Aquatics Program supports the Vision and Mission of the City by providing a safe environment for aquatic recreation, teach aquatic safety through swim lessons, and provide opportunities for Gonzales residents to enjoy aquatic recreation, and to manage fiscal resources responsibly.

**DEPARTMENTAL PROGRAMS**

This program provides all the expenditures for the operation and management of the City Aquatics (Pool) Program. It includes programs like open swim, swim team, movies at the pool, pool parties, and swim lessons.

**ACCOMPLISHMENTS FOR FY 2015-2016**

- Completed a major renovation the pool.
- Expanded the surrounding facility of the pool.

**DEPARTMENTAL GOALS FOR FY 2016-2017**

- Continue safe operations with no major injuries.
- Teach and practice safety as part of all activities.
- Successfully manage sustainable programs.

**FY 2016-2017 RECOMMENDED BUDGET**

The Department's FY 2016-2017 Recommended Budget represents an overall increase of \$12,811 or 41% in expenditures, and includes \$45,000 in revenues, when compared to the FY 2015-2016 Approved Budget. As a result, the Requested Net Cost is decreased by \$63,268.

Revenues

Revenues, which were shifted from the General Reserves Budget Unit, should increase to levels that occurred prior to the renovation of the pool, which is now reflected in the Aquatics instead of General Revenues.

Personnel

Staffing will return to pre renovation level.

Services and Supplies

Services and Supplies will return to pre pool renovation budget levels.

Capital Projects/Fixed Assets

There are no capital projects or fixed assets reflected in this budget.

**MAJOR POLICY CONSIDERATIONS**

There are no major policy considerations at this time.

**CITY OF GONZALES & SUCCESSOR AGENCY**  
**Fiscal Year 2016-2017**  
**Recommended Budget**

	Budget FY 2015- 2016	Revised FY 2015- 2016 Budget	Recommended Budget FY 2016-2017	Variance Original FY 15-16 Budget
--	-------------------------	---------------------------------	------------------------------------	--------------------------------------

**CITY AQUATICS**

*Revenues*

5741.000 Pool Revenue	-	12,000	45,000	45,000
	-	-	-	-
<b>Total</b>	-	<b>12,000</b>	<b>45,000</b>	<b>45,000</b>

*Expenditures*

6110.000 Salaries-Regular Pay	3,000	3,000	10,000	7,000
6111.000 Salaries-Overtime Pay	-			-
6112.000 Salaries-Extra Help	-			-
6120.000 Unemployment Insurance	-			-
6150.000 Workers Comp	2,225	2,225	2,225	-
6160.000 Social Security	2,754	230	765	(1,989)
6210.000 Special Departmental Expenses	2,000	2,000	7,000	5,000
6211.000 Office Supplies				-
6212.000 Maintenance Supplies	6,000	6,000	6,000	-
6225.000 Utilities	14,000	14,000	14,000	-
6245.000 Other Contractual Services	600	300,000	3,000	2,400
6255.000 Liability Insurance			150	150
6260.000 Advertising				-
6275.000 Subscriptions and Training	500	500	750	250
6530.000 Capital Outlay - Improvements		1,200,000		
<b>Total</b>	<b>31,079</b>	<b>1,527,955</b>	<b>43,890</b>	<b>12,811</b>
<b>NET CITY COST</b>	<b>(31,079)</b>	<b>(1,515,955)</b>	<b>1,110</b>	<b>32,189</b>

# **Youth Development and Leadership Initiative Budget Narrative for FY 2016-2017 Budget Unit 550**

## **DEPARTMENTAL MISSION**

The budget unit was created to keep track of the incoming revenue associated with funding sources, including Measure 'K' Transaction and Use Tax, and other grant funding sources for the City's Youth Development and Leadership Initiative.

It is administered by the City Manager's Office whose Mission supports the Vision of the City by working to enhance the quality of life of our residents in an environment of safety, courtesy, integrity, and respect. In order to do so, the Department: 1) recognizes quality service to our customers, and the residents of this community are our number one priority; 2) recognizes that a "can-do" attitude is our most valuable resource; 3) provides all services in an ethical, honest, and equitable manner; 4) demonstrates pride and commitment to the work being done by being enthusiastic and professional; 5) is committed to providing services that are responsive, innovative, and fiscally sound; and 6) recognizes the critical importance of working in partnership with the business community in developing a diverse, economically stable City.

## **DEPARTMENTAL PROGRAMS**

The City of Gonzales has been coordinating with the Gonzales Unified School District (GUSD) and other Agencies to implement positive change strategies for our youth. As part of this effort, the City Council held a Joint Study Session (*Ensuring Gonzales Youth Achieve 21<sup>st</sup> Century Success*) facilitated by C4 Consulting with the GUSD Board in January 2015. This program leverages existing strong relations with the GUSD to continue working with Gonzales youth, and also to assist in obtaining new grant funds, support, and partnership to help implement key components of the joint vision of the City Council and School Board.

## **ACCOMPLISHMENTS FOR FY 2015-2016**

- Continued work with the Youth Commissioners.
- Established the first Gonzales Youth Council (GYC).
- Continue growing the *Ensuring Gonzales Youth Achieve 21<sup>st</sup> Century Success* Initiative.

## **DEPARTMENTAL GOALS FOR FY 2016-2017**

The joint vision shared by the City Council and School Board, includes:

- Continue working with the Youth Commissioners and GYC.

- Develop and bring back specific ways to create learning expectations for students k-12 that will teach them how to engage with community partners and business, and give them the skills to become progressively more engaged in the community.
- Develop and bring back specific ways to create concrete engagement with the community, private sector, higher education, and external agencies and non-profits.
- Continue nurturing and developing the working relationship and commitment, to continue these efforts of collaboration that focuses on what is best for our youth and our community, as our standard mode of operation.

## **FY 2016-2017 RECOMMENDED BUDGET**

The Department's FY 2016-2017 Recommended Budget represents an increase of \$20,000 or 22% when compared to the FY 2015-2016 Approved Budget. As a result, the Requested Net City Cost remains unchanged.

### Revenues

This budget reflects reimbursement revenues from the school for their share of the *Ensuring Gonzales Youth Achieve 21<sup>st</sup> Century Success* Initiative. The TUT revenue being used to support this effort is reflected in the Quality of Life Temporary Tax Measure Budget.

### Expenditures

Expenditures in the budget unit include funding for the: a) *Ensuring Gonzales Youth Achieve 21<sup>st</sup> Century Success* Initiative, and b) Community Grant Program.

### Personnel

The City Manager, Deputy City Manager/Community Development Director, and other Department Heads, will participate in the completion of program tasks and duties.

### Other Contractual Services

Consultant resources will be engaged to provide expertise as necessary.

## **MAJOR POLICY CONSIDERATIONS**

All items that have budget implications will be brought to the City Council for consideration and approval.

**CITY OF GONZALES & SUCCESSOR AGENCY**  
**Fiscal Year 2016-2017**  
**Recommended Budget**

Budget FY 2015- 2016	Revised FY 2015- 2016 Budget	Recommended Budget FY 2016-2017	Variance Original FY 15-16 Budget
-------------------------	---------------------------------	------------------------------------	--------------------------------------

**YOUTH SERVICES**

*Revenues*

5821.000 Other Income - Reimbursements	-	10,000	20,000	20,000
	-	-	-	-
<b>Total</b>	-	10,000	20,000	20,000

*Expenditures*

6110.000 Salaries-Regular Pay	50,000	-		(50,000)
6210.000 Special Departmental Expenses	10,000	10,000	30,000	20,000
6245.000 Other Contractual Services	30,000	80,000	80,000	50,000
<b>Total</b>	90,000	90,000	110,000	20,000
<b>NET CITY COST</b>	(90,000)	(80,000)	(90,000)	-

**Gonzales Quality of Life Temporary Tax Measure  
Budget Narrative for FY 2016-2017  
Budget Unit 800**

**DEPARTMENTAL MISSION**

This budget unit which is used to track the voter approved one-half percent (0.5%) Transactions and Use Tax, is administered by the City Manager's Office whose Mission supports the Vision of the City by working to enhance the quality of life of our residents in an environment of safety, courtesy, integrity, and respect. In order to do so, the Department: 1) recognizes quality service to our customers, and the residents of this community are our number one priority; 2) recognizes that a "can-do" attitude is our most valuable resource; 3) provides all services in an ethical, honest, and equitable manner; 4) demonstrates pride and commitment to the work being done by being enthusiastic and professional; 5) is committed to providing services that are responsive, innovative, and fiscally sound; and 6) recognizes the critical importance of working in partnership with the business community in developing a diverse, economically stable City.

**DEPARTMENTAL PROGRAMS**

Staffed by the Deputy City Manager, this budget was established to track the revenues and program expenses for the voter approved Measure 'K', which enacted a one-half percent (0.5%) Transactions and Use Tax (TUT).

**ACCOMPLISHMENTS FOR FY 2015-2016**

- Established the budget unit to track TUT revenues and expenditures.
- Worked with the TUT Oversight Committee to fund the first group of projects, which included financing the Community Pool Renovation Project starting in FY 2015-2016.
- With the TUT Oversight Committee, developed the second group of projects that are reflected in the FY 2016-2017 City Budget.

**DEPARTMENTAL GOALS FOR FY 2016-2017**

- Continue to work with TUT Oversight Committee to develop spending plans for the use of TUT resources that benefit the community

**FY 2016-2017 RECOMMENDED BUDGET**

The Department's FY 2016-2017 Recommended Budget represents a decrease of \$300,000 in expenditures, and an increase of \$142,000 or 47% in revenues, when compared to the FY 2015-2016 Approved Budget. As a result, the Requested Net City Cost is decreased by (\$442,000).

### Revenues

The increase in revenues is based on actual receipts in FY 2015-2016, as well as the forecast provided by HdL Companies, the City's Sales Tax and Property Tax Consultants.

### Expenditures

Expenditures were eliminated in this budget and spread out to the different program budgets where they are occurring.

For FY 2016-2017, the recommendations from the TUT Advisory Committee, which were ratified by the City Council and spread to other budgets, include:

- Debt service payment for the Community Pool Renovation Project
- Construction of new restrooms at Central Park
- A Community grant program; and
- Youth Services/Development
  - *Ensuring Gonzales Youth Achieve 21<sup>st</sup> Century Success* Initiative (split 50/50 with the GUSD)
  - Fund Youth Development and Leadership Initiative
  - Fund Boys & Girls Club After-school Elementary & Middle School Program

### Personnel

The City Manager, Deputy City Manager/Community Development Director, and other Department Heads, will participate in the completion of program tasks and duties.

## **MAJOR POLICY CONSIDERATIONS**

The Measure 'K' Oversight Committee is an appointed by the City Council to provide advisory recommendations on an annual spending plan for Measure 'K' revenues to the City Council. The City Council will consider the Committee's recommendations during the annual City Budget process, which typically occurs between April and July of each calendar year.



**CITY OF GONZALES & SUCCESSOR AGENCY**  
**Fiscal Year 2016-2017**  
**Recommended Budget**

	Budget FY 2015- 2016	Revised FY 2015- 2016 Budget	Recommended Budget FY 2016-2017	Variance Original FY 15-16 Budget
--	-------------------------	---------------------------------	------------------------------------	--------------------------------------

**QUALITY OF LIFE TEMP TAX MEASURE**

*Revenues*

5211.000 Voter Approved Sales Tax	300,000	418,000	442,000	142,000
	-	-	-	-
<b>Total</b>	<b>300,000</b>	<b>418,000</b>	<b>442,000</b>	<b>142,000</b>

*Expenditures*

69XX.000 Transfer Out - GF Debt Service	100,000			(100,000)
69XX.000 Transfer Out - Youth Services	90,000			(90,000)
69XX.000 Transfer Out - Aquatics	110,000			(110,000)
6530.000 Capital Outlay - Improvements		110,000		-
<b>Total</b>	<b>300,000</b>	<b>110,000</b>	<b>-</b>	<b>(300,000)</b>
<b>Net City Cost</b>	<b>-</b>	<b>308,000</b>	<b>442,000</b>	<b>(442,000)</b>

**General Fund Debt Service  
Budget Narrative for FY 2016-2017  
Budget Unit 900**

**DEPARTMENTAL MISSION**

This is the budget unit that was set up to track the General Fund debt service payment for the 2011 Lease Revenue Bond, that was part of the financing program implemented to help the Redevelopment Agency payoff the 2006 Tax Anticipation Note due August 2011.

**ACCOMPLISHMENTS FOR FY 2015-2016**

- Made the debt service payment.
- Successfully resolved a long standing dispute with the State Department of Finance as it pertains to operating loans from the General Fund to the former Redevelopment Agency and the Successor Agency. Bottom line, what this means is that the budget reflects a loan payment to the General Fund of \$510,955 in General Revenues, and shifts the 2011 Lease Revenue Bond, previously covered by the General Fund, to the Successor Agency. Combined or FY 2016-2017, this results in a positive benefit of \$880,523 to the General Fund.

**DEPARTMENTAL GOALS FOR FY 2016-2017**

- As needed, used this budget to track General Fund debt payments.

**FY 2016-2017 RECOMMENDED BUDGET**

The Department's FY 2016-2017 Recommended Budget represents a decrease of (\$221,515) or (60%) in expenditures, and (\$90,000) or (100%) in revenues, when compared to the FY 2015-2016 Approved Budget. As a result, the Requested Net City Cost is decreased by (\$131,515).

Personnel

No costs are reflected in this area.

Services and Supplies

The only cost in this area is reflecting the appropriation for debt interest and principal for the Community Pool Renovation Project that is being covered by TUT revenues.

Transfer Out

The transfer out is to cover the General Fund portion of the financing used for the Phase II of the Solar Project.

Capital Projects/Fixed Assets

No costs are reflected in this area.

**MAJOR POLICY CONSIDERATIONS**

There are no major policy considerations reflected in this budget.

**CITY OF GONZALES & SUCCESSOR AGENCY**  
**Fiscal Year 2016-2017**  
**Recommended Budget**

	Budget FY 2015- 2016	Revised FY 2015- 2016 Budget	Recommended Budget FY 2016-2017	Variance Original FY 15-16 Budget
--	-------------------------	---------------------------------	------------------------------------	--------------------------------------

**DEBT SERVICE**

*Revenues*

5830.000 Bond Proceeds	-	1,500,000	-	-
59XX.000 Transfer from TUT	90,000	-	-	(90,000)
	-	-	-	-
<b>Total</b>	<b>90,000</b>	<b>1,500,000</b>	<b>-</b>	<b>(90,000)</b>

*Expenditures*

6610.000 Interest Expense	-	100,000	39,768	39,768
6620.000 Principal Reduction	-	-	89,882	89,882
6635.000 Bond Issuance Cost	-	-	-	-
6935.000 Transfer Out	369,568	148,384	18,403	(351,165)
	-	-	-	-
<b>Total</b>	<b>369,568</b>	<b>248,384</b>	<b>148,053</b>	<b>(221,515)</b>
<b>Net City Cost</b>	<b>(279,568)</b>	<b>1,251,616</b>	<b>(148,053)</b>	<b>(131,515)</b>

# **Community Development Budget Narrative for FY 2016-2017 Budget Fund 120**

## **FUND PURPOSE**

The Community Development Fund addresses a range of projects of general benefit to the community that are supported by the Small Cities Community Development Block Grant (CDBG) Program, the HOME Program, and other public grant sources. Projects include development of affordable housing, rehabilitation of housing, and other housing related activities. Projects may also include development of public infrastructure and improvements such as streets, paving, sidewalks, and similar facilities of benefit to lower income members of the community.

Fund 120 sets forth revenues secured by approved grants from the Community Development Block Grant (CDBG) and other sources, and Program Income received from repayment of previous loans. The expenditure portion of Fund 120 identifies the expected dispersal of these funds to City departments, and consultants assisting the City.

## **ACCOMPLISHMENTS FOR FY 2015-2016**

- Coordinated with the City's Economic Development Committee on the implementation of several action items included in the City's Economic Development Strategy and Action Plan for business retention, development and attraction, including:
  - Contact site selectors with regard to locating a Travel Center/Truck Stop within the City; and
  - Discuss the siting of a motel and associated restaurant within the City's Highway Commercial Zone, with property owners and commercial brokers.
- Undertake efforts to market grant funds available to local residents from the State's HOME Investment Partnership Program. The grant funds can be used to provide low interest loans to homeowners for a variety of homeowner occupied rehabilitation activities.

## **DEPARTMENTAL GOALS FOR FY 2016-2017**

- Coordinate with the City's Economic Development Committee on the implementation of measures contained in the City's Economic Development Strategy and Action Plan for business retention, development, and attraction.
- Seek and apply for a grant from the State Department of Housing and Community Development (HCD) from the HOME Investment Partnership Grant Program, for grant funds associated with the rehabilitation of homeowner occupied dwellings.
- Continue to search out new grant opportunities, and apply whenever feasible.

## **FY 2016-2017 RECOMMENDED BUDGET**

The Fund's FY 2016-2017 Recommended Budget represents no expenditures, and an increase of \$11,174 or 292% in revenues, when compared to the FY 2015-2016 Approved Budget. As a result, the Requested Net Cost is increased by \$11,174.

The Fund's revenues and expenditures vary from year to year depending on how many grants that the City receives. The City completed a HOME Investment Partnership Grant for the rehabilitation of homeowner occupied dwellings in FY 2014-2015. No new application has been filed.

### Estimated Fund Balance

The year-end Fund Balance is estimated to be \$107,000 as of June 30, 2016.

### Revenues

The revenues for the Fund's activities are derived from grants that are received primarily from the State Department of Housing and Community Development, and to a minor extent, the payment of principal and interest (i.e., program income) for a First Time Homebuyer Loan Program from loans granted in past years. Other than interest revenue, no program revenues are anticipated.

### Expenditures

The Fund's expenditures typically are consultant services associated with the implementation and program delivery for the grants. No expenditures are anticipated.

### Personnel

None at this time.

### Contractual Services

None at this time.

## **MAJOR POLICY CONSIDERATIONS**

The City Council directs all grant applications and uses of funds. Grant funds should be directed to advancing projects, and improvements that maximize the benefit to the community, and/or meet an unmet need.

BUDGET WORKSHEET

City Of Gonzales

Month: 3/31/2016	Prior Year Actual	Current Year		Actual Thru March	Estimated Total	(6) Recomended	(7) FY 2016/2017	(8) Adopted
		Original Budget	Amended Budget					
Fund: 120 - Community Development								
Revenues								
Dept: 000								
5515.000 Interest Income	3,838	3,826	3,826	11,552	12,500	15,000	15,000	
5626.000 CDBG - Housing Rehabilitation	393,436	0	0	0	0			
5627.000 CDBG - Planning & Tech Assist	0	0	0	0	0			
5628.000 CDBG - Other Misc Programs	0	0	0	0	0			
5860.000 Principal Payments Received	362	0	0	0	0			
Dept: 000	397,636	3,826	3,826	11,552	12,500	15,000	15,000	0
Total Revenues	397,636	3,826	3,826	11,552	12,500	15,000	15,000	0
Expenditures								
Dept: 000								
6210.000 Special Departmental Expenses	46	0	0	0	0			
6211.000 Office Supplies	0	0	0	0	0			
6212.000 Maintenance Supplies	0	0	0	0	0			
6230.000 Legal and Accounting	0	0	0	0	0			
6235.000 Engineering and Surveying	0	0	0	0	0			
6245.000 Other Contractual Services	38,682	0	0	0	0			
6260.000 Advertising	0	0	0	0	0			
6275.000 Subscriptions and Training	0	0	0	0	0			
6328.000 Loan Advances	231,335	0	0	0	0			
6334.000 CDBG Loan Payments	0	0	0	0	0			
6900.000 Transfers to General Fund	10,000	0	0	0	0			
Dept: 000	280,063	0	0	0	0	0	0	0
Total Expenditures	280,063	0	0	0	0	0	0	0
Community Development	117,573	3,826	3,826	11,552	12,500	15,000	15,000	0

**Business Loan Grant Program  
Budget Narrative for FY 2016-2017  
Budget Fund 123**

**FUND PURPOSE**

The fund is administered by the Community Development Department and was established to track expenditures and revenues for the Community Development Business Assistance Loan Grant Program. Funds under this program are restricted to certain eligible costs, including: operating capital; furniture fixtures and equipment (FF&E); rehabilitation of leased space or owned buildings (including engineering and architectural and local permits or fees); purchase of manufacturing equipment (with or without installation costs); refinancing of existing debt in conjunction with financing other eligible costs; purchase of real property; required off site improvements; or relocation grants for persons displaced due to funding of the project.

Fund 123 sets forth revenues secured by approved grants from the Small City's Community Development Block Grant (CDBG) Program and other sources, and program income received from repayment of loans once made.

**ACCOMPLISHMENTS FOR FY 2015-2016**

- Completed the issuance of a small business loan for a local restaurant, which enabled the owners to renovate the building and develop a marketing plan.
- In response to new directives from the State Department of Housing and Community Development, prepared and implemented new CDBG Program Income Guidelines to be consistent with a change in state policy regarding the use of Program Income funds.

**DEPARTMENTAL GOALS FOR FY 2016-2017**

- Actively market the Business Assistance Loan Program, and at a minimum, loan funds to two businesses.

**FY 2016-2017 RECOMMENDED BUDGET**

The revenues in the Fund are derived from principal and interest payments associated with business assistance loans granted in previous years, and from grant funding received from the State Department of Housing and Community Development ('HCD'). Note that grant funding from HCD ended in 2015 because the City became an entitlement jurisdiction (i.e., Monterey Urban County). Future loans will only be derived from principal and interest payments associated with business assistance loans granted in previous years. The Fund's expenditures are associated with business assistance loans granted by the City to qualifying businesses, and costs associated with program delivery.



The Fund's revenues and expenditures vary from year to year depending on how many loans the City is able to make in a given year and/or if grant funds are available to loan.

The Fund's FY 2016-2017 Recommended Budget reflects a decrease of (\$143,975) or (59%) in expenditures, and (\$114,665) or (51%) in revenues, when compared to the FY 2015-2016 Approved Budget. As a result, the Requested Net Cost is decreased by (\$29,310).

#### Estimated Fund Balance

The year end Fund Balance is estimated to be \$132,983 as of June 30, 2016.

#### Revenues

Revenues reflected assume principal and interest payments (i.e., Program Income) received by the City for prior loans. Expenditures reflect the expenses associated with program delivery for three Business Assistance Loans during the fiscal year.

#### Personnel

There are no personnel costs reflected in this budget.

#### Services and Supplies

The Recommended Budget provides funding for a consultant to provide activity delivery for the Business Assistance Loan Program, as well as \$70,000 for possible loans.

### **MAJOR POLICY CONSIDERATIONS**

There are no major policy considerations reflected in this budget.

City Of Gonzales

Month: 3/31/2016	Prior Year Actual	Current Year		Actual Thru March	Estimated Total	(6) Recommended	(7) FY 2016/2017	(8) Adopted
		Original Budget	Amended Budget					
Fund: 123 - Business Loan Grant								
Revenues								
Dept: 000								
5515.000 Interest Income	7,957	7,250	7,250	9,873	13,710	13,710	13,710	
5620.000 CDBG - Revolving Loan Program	179,215	157,375	373,412	179,215	373,412			
5628.000 CDBG - Other Misc Programs	0	0	0	0	0			
5637.000 Grant Proceeds	0	0	0	0	0			
5860.000 Principal Payments Received	70,100	59,350	59,350	73,645	95,625	95,600	95,600	
5935.000 Transfer from Gonzales SA	0	0	0	0	0			
Dept: 000	257,272	223,975	440,012	262,733	482,747	109,310	109,310	0
Total Revenues	257,272	223,975	440,012	262,733	482,747	109,310	109,310	0
Expenditures								
Dept: 000								
6210.000 Special Departmental Expenses	17	0	0	13	15			
6245.000 Other Contractual Services	34,005	8,975	8,975	25,448	25,448	10,000	10,000	
6260.000 Advertising	287	0	500	320	500			
6328.000 Loan Advances	278,489	215,000	215,000	175,000	310,000	70,000	70,000	
6335.000 Block Grant Expenditures	670	0	0	0	0			
6900.000 Transfers to General Fund	16,906	20,000	20,000	10,000	13,094	20,000	20,000	
Dept: 000	330,374	243,975	244,475	210,781	349,057	100,000	100,000	0
Total Expenditures	330,374	243,975	244,475	210,781	349,057	100,000	100,000	0
Business Loan Grant	-73,102	-20,000	195,537	51,952	133,690	9,310	9,310	0

**Air Pollution Control Fund  
Budget Narrative for FY 2016-2017  
Budget Fund 124**

**FUND PROGRAMS**

This fund budget tracks Air Pollution Control funds to reduce transportation pollution. The Monterey Bay Area Unified Air Pollution Control District's AB2766 Program allowed Gonzales to loan funds for Transportation pollution reduction measures. The funds are tracked in this budget.

**ACCOMPLISHMENTS FOR FY 2015-2016**

- Monitored loan repayment as required.

**DEPARTMENTAL GOALS FOR FY 2016-2017**

- Continue to monitor loan repayment.
- Purchase a hybrid pool vehicle.

**FY 2016-2017 RECOMMENDED BUDGET**

The Fund's FY 2016-2017 Recommended Budget represents an overall increase of \$30,000 or 100% in expenditures, and no change in revenues, when compared to the FY 2015-2016 Approved Budget. As a result, the Requested Net Cost is increased by \$30,000.

Estimated Fund Balance

The year-end Fund Balance is estimated to be \$79,000 as of June 30, 2016.

Revenues

Revenues are derived from the repayment of a pollution control loan that was provided for the construction of a bio-diesel Fueling Station.

Personnel

No costs are reflected in this area.

Services and Supplies

No costs are reflected in this area.

Capital Projects/Fixed Assets

The budget reflects funds to purchase a hybrid vehicle for City use.

## **MAJOR POLICY CONSIDERATIONS**

No policy considerations are required at this time for this budget.

City Of Gonzales

Month: 3/31/2016	Prior Year Actual	Current Year		Actual Thru March	Estimated Total	(6) Recomended	(7) FY 2016/2017	(8) Adopted
		Original Budget	Amended Budget					
Fund: 124 - Air Pollution Control Fund								
Revenues								
Dept: 000								
5515.000 Interest Income	2,820	2,500	2,500	2,374	2,500	2,500	2,500	
5637.000 Grant Proceeds	27,000	0	0	0	0			
5820.000 Other Income - Misc Payments	795	0	0	795	795			
5860.000 Principal Payments Received	11,438	13,000	13,000	10,588	13,000	13,000	13,000	
Dept: 000	42,053	15,500	15,500	13,757	16,295	15,500	15,500	0
Total Revenues	42,053	15,500	15,500	13,757	16,295	15,500	15,500	0
Expenditures								
Dept: 000								
6210.000 Special Departmental Expenses	300	5,000	5,000	0	0			
6245.000 Other Contractual Services	0	0	0	0	0			
6542.000 Equipment-Vehicles	32,551	0	0	0	0		35,000	
Dept: 000	32,851	5,000	5,000	0	0	0	35,000	0
Total Expenditures	32,851	5,000	5,000	0	0	0	35,000	0
Air Pollution Control Fund	9,202	10,500	10,500	13,757	16,295	15,500	-19,500	0

**Urban County  
Community Development Block Grant (CDBG) Fund  
Budget Narrative for FY 2016-2017  
Budget Fund 127**

**FUND PURPOSE**

This Fund is administered by the Community Development Department, and was established to fund the Community Development Block Grant (CDBG) Programs funded by the Federal Department of Housing and Urban Development (HUD), through participation in the Urban Entitlement County together with the City of Greenfield and Sand City and the County of Monterey. The financial resources supporting the fund are grants funds awarded to the Urban County participants by HUD.

**ACCOMPLISHMENTS FOR FY 2015-2016**

- Implemented a Community Development Block Grant (CDBG) received from the federal Housing and Urban Development (HUD) Program as part of the Urban Entitlement County Program. CDBG funds awarded to the City for FY 2015-2016 in the amount of \$142,247, which was used for:
  - Installation of pavement and other amenities to improve accessibility at the site of the City's Community Pool.

**DEPARTMENTAL GOALS FOR FY 2016-2017**

- Implement a Community Development Block Grant (CDBG) received from the federal Housing and Urban Development (HUD) Program as part of the Urban Entitlement County Program. CDBG funds awarded to the City for FY 2016-2017 in the amount of \$147,242, which will be used for:
  - Installation of pavement and other amenities to improve accessibility at Centennial Park.

**FY 2016-2017 RECOMMENDED BUDGET**

The Fund's revenues are derived from the award of Community Development Block Grant (CDBG) funds by the Federal Department of Housing and Urban Development (HUD), through participation in the Urban Entitlement County together with the City of Greenfield, Sand City, and the County of Monterey. The Fund's expenditures are consultant services associated with the implementation and program delivery for each grant.

The Fund's revenues and expenditures vary from year to year depending on the allotment of grant funds provided by HUD, and the formula for grant disbursement used by the County.

The Fund's FY 2016-2017 Recommended Budget reflects an increase of \$4,996 or 3% in expenditures, and \$4,996 or 3% in revenues, when compared to the FY 2015-2016 Approved Budget, which results in no Net Cost to the City.

Revenues

Revenue reflected in this fund are grant funds awarded to the Urban County participants by HUD.

Personnel

There are no costs in this category.

Services and Supplies, and Transfers Out

Consultant resources will be engaged to provide expertise as necessary. Specifically, the projects are as follows:

- Grant Administration (Transfer to Planning) \$ 15,805
- Improved accessibility at Centennial Park (Capital Outlay) \$147,242

**MAJOR POLICY CONSIDERATIONS**

The City Council, based upon a recommendation of staff, will approve applications that are submitted to the County for consideration and final approval, consistent with the Five Year Consolidated Plan.

BUDGET WORKSHEET

City Of Gonzales

Month: 3/31/2016	Prior Year Actual	Current Year		Actual Thru March	Estimated Total	(6)	(7)	(8)
		Original Budget	Amended Budget			Recomended	FY 2016/2017	Adopted
Fund: 127 - CDBG - Urban County								
Revenues								
Dept: 000								
5637.000 Grant Proceeds	233,537	158,051	158,051	171,906	315,219	163,047	163,047	
Dept: 000	233,537	158,051	158,051	171,906	315,219	163,047	163,047	0
Total Revenues	233,537	158,051	158,051	171,906	315,219	163,047	163,047	0
Expenditures								
Dept: 000								
6210.000 Special Departmental Expenses	448	0	0	0	0			
6235.000 Engineering and Surveying	2,650	0	0	0	0			
6245.000 Other Contractual Services	0	0	0	0	0			
6530.000 Capital Outlay-Improvements	210,318	142,247	142,247	0	142,242	147,242	147,243	
6900.000 Transfers to General Fund	3,309	15,804	15,804	7,902	15,804	15,804	15,804	
6905.000 Transfers Out	0	0	0	0	0			
Dept: 000	216,725	158,051	158,051	7,902	158,046	163,046	163,047	0
Total Expenditures	216,725	158,051	158,051	7,902	158,046	163,046	163,047	0
CDBG - Urban County	16,812	0	0	164,004	157,173	1	0	0



**Street Fund**  
**Budget Narrative for FY 2016-2017**  
**Budget Fund 130**

**FUND PROGRAMS**

This fund includes maintenance, improvements, salaries, and benefits for assigned employees, landscaping maintenance, oversight, and management of the City's Street System.

**ACCOMPLISHMENTS FOR FY 2015-2016**

- Managed and maintained the City's streets.
- Maintained street landscaping efficiently.
- Maintained Street Striping and Signage Program.
- Maintained the Storm Water Drainage and Retention Pond System.
- Implemented year two programs of the Storm Water Program.

**DEPARTMENTAL GOALS FOR FY 2016-2017**

- Improve street landscaping with no water and low-impact design.
- Manage the stormwater ponds in an efficient manner.
- Continue to maintain the Striping and Street Signage Program.
- Implementation of year three programs of the City's Municipal Storm Water Program (MS4).
- Completion of the Active Transportation Plan sidewalk repair grant
- Completion of the Gonzales Old Town Low Impact Development grant project

**FY 2016-2017 RECOMMENDED BUDGET**

The Fund's FY 2016-2017 Recommended Budget represents an overall increase of \$862,789 or 129% in expenditures, and an increase of \$801,000 or 160% in revenues, when compared to the FY 2015-2016 Approved Budget. As a result, the Requested Net Cost is increased by \$61,789.

*Estimated Fund Balance*

The year-end Fund Balance is estimated to be \$477,000 as of June 30, 2016, which is sufficient to cover the Net Cost.

### Revenue

This budget reflects revenue received from several State taxes, as well as the Soledad Subvention funds. In addition, the reason for the increase is due to receiving revenue (other income- reimbursements) from the Active Transportation and Proposition 84 Grant Funds.

### Personnel

The Public Works Department provides the personnel requirements for this fund, and reflects portions of the Public Works salaries.

### Services and Supplies

This fund included services such as engineering for street maintenance and improvements. Supplies for street maintenance are also included in this fund, as well as street striping and pothole repairs in contractual services. Street tree trimming is also funded in this account.

### Capital Projects/Fixed Assets

Street sign replacement and sound wall maintenance are part of this budget. This section includes grant funded projects for sidewalk repairs from the Active Transportation Grant (ATP) and Proposition 84 Grant low impact development, and stormwater infiltration improvements to our street landscape systems. The budget also includes \$65,000 for the purchase of a used replacement dump truck.

## **MAJOR POLICY CONSIDERATIONS**

The major policy consideration for this fund is how to pay for the needed repairs for Alta Street.

City Of Gonzales

Month: 3/31/2016	Prior Year Actual	Current Year			(6) Recomended	(7) FY 2016/2017	(8) Adopted
		Original Budget	Amended Budget	Actual Thru March			
Fund: 130 - Street Fund							
Revenues							
Dept: 000							
5515.000 Interest Income	1,207	800	800	513	800	800	800
5613.000 State Gas Tax 2103	84,370	124,000	124,000	37,798	124,000	124,000	124,000
5615.000 State Gas Tax 2105	49,367	60,000	60,000	35,338	60,000	60,000	60,000
5616.000 State Gas Tax 2106	24,892	24,000	24,000	18,457	24,000	24,000	24,000
5617.000 State Gas Tax 2107	63,181	64,000	64,000	45,158	64,000	64,000	64,000
5618.000 State Gas Tax 2107.5	2,000	2,000	2,000	2,000	2,000	2,000	2,000
5666.000 Soledad Subvention	151,339	151,000	151,000	79,666	160,000	160,000	160,000
5821.000 Other Income - Reimbursements	33,656	8,000	8,000	9,894	125,000	800,000	800,000
5920.000 Transfer from Cal Breeze Pks	22,800	22,800	22,800	11,400	22,800	22,800	22,800
5921.000 Transfer from Cal Breeze #1	0	0	0	0	0		
5922.000 Transfer from Cal Breeze #2	0	0	0	0	0		
5923.000 Transfer from Cal Breeze#3	0	0	0	0	0		
5940.000 Transfer from Canyon Parks	30,000	30,000	30,000	15,000	30,000	30,000	30,000
5941.000 Transfer from Canyon Maint 1	0	0	0	0	0		
5942.000 Transfer from Canyon Maint 2	0	0	0	0	0		
5944.000 Transfer from Canyon Maint 3	0	0	0	0	0		
5947.000 Transfer from Industrial Park	4,700	4,700	4,700	2,350	4,700	4,700	4,700
5951.000 Transfers From 405	0	0	0	0	0		
5952.000 Transfers From 140	0	0	0	0	0		
5957.000 Transfer from Cipriani Mainten	7,700	7,700	7,700	3,850	7,700	7,700	7,700
5960.000 Transfer From Fund 180	275,773	0	0	0	0		
5961.000 Transfer from 122	0	0	0	0	0		
5964.000 Transfer From Fund 402	0	0	0	0	0		
Dept: 000	750,985	499,000	499,000	261,424	625,000	1,300,000	1,300,000
Total Revenues	750,985	499,000	499,000	261,424	625,000	1,300,000	1,300,000
Expenditures							
Dept: 000							
6110.000 Salaries-Regular Pay	124,960	194,881	194,881	81,451	194,000	201,345	214,340
6111.000 Salaries-Overtime Pay	4,516	2,350	2,350	3,063	3,500	3,150	3,200
6113.000 Salaries-Differentials	5,179	6,992	6,992	2,734	5,000	10,360	11,000
6131.000 Deferred Compensation Expense	1,495	1,919	1,919	1,632	2,000	4,875	4,875
6132.000 Retirement - PERS	20,020	38,805	38,805	8,360	38,000	40,850	43,435
6140.000 Life and Disability Insurance	1,005	2,910	2,910	882	2,900	3,200	3,197
6150.000 Workers Comp Insurance	2,225	3,055	3,055	3,055	3,055	3,390	3,250
6160.000 Social Security	10,052	15,624	15,624	6,373	15,625	16,435	17,485
6170.000 Health and Dental Insurance	27,152	34,695	34,695	25,870	35,000	49,300	45,738

BUDGET WORKSHEET

City Of Gonzales

Month: 3/31/2016	Prior Year Actual	Current Year			Estimated Total	(6) Recommended	(7) FY 2016/2017	(8) Adopted
		Original Budget	Amended Budget	Actual Thru March				
Fund: 130 - Street Fund								
Expenditures								
Dept: 000								
6190.000 Other Payroll Tax	0	0	0	0	0			
6210.000 Special Departmental Expenses	17,421	12,000	12,000	5,212	12,000	12,000	12,000	
6211.000 Office Supplies	31	0	0	0	0			
6212.000 Maintenance Supplies	11,309	18,000	18,000	1,651	18,000	18,000	18,000	
6213.000 Oils and Lubricants	5,920	9,000	9,000	1,873	9,000	9,000	9,000	
6214.000 Vehicle Maintenance	0	0	0	0	0			
6220.000 Telephone	771	800	800	263	800	800	800	
6225.000 Utilities	40,652	42,000	42,000	26,811	42,000	42,000	42,000	
6230.000 Legal and Accounting	528	2,500	2,500	0	0			
6235.000 Engineering and Surveying	25,864	40,000	40,000	34,874	44,000	125,000	125,000	
6245.000 Other Contractual Services	108,887	100,000	200,000	217,603	245,000			
6248.000 Street Sweeping	25,294	31,000	31,000	5,238	31,000	31,000	31,000	
6255.000 Liability Insurance	1,724	1,800	1,800	1,278	1,800	1,800	1,800	
6270.000 Transportation and Travel	500	800	800	0	800	800	800	
6275.000 Subscriptions and Training	1,088	750	750	150	750	750	750	
6530.000 Capital Outlay-Improvements	88,328	40,000	40,000	115	115,000	875,000	875,000	
6540.000 Capital Outlay-Equipment	4,201	6,500	6,500	0	6,500	6,500	6,500	
6541.000 Equipment-Machinery	0	0	0	0	0			
6542.000 Equipment-Vehicles	0	65,000	65,000	0	0	65,000	65,000	
6900.000 Transfers to General Fund	0	0	0	0	0			
6905.000 Transfers Out	0	0	0	0	0			
6928.000 Transfer to Street Fund [180]	0	0	0	0	0			
Dept: 000	529,122	671,381	771,381	428,488	825,730	1,520,555	1,534,170	0
Total Expenditures	529,122	671,381	771,381	428,488	825,730	1,520,555	1,534,170	0
Street Fund	221,863	-172,381	-272,381	-167,064	-200,730	-220,555	-234,170	0

# **Supplemental Law Enforcement Budget Narrative for 2016-2017 Budget Fund 150**

## **DEPARTMENTAL MISSION**

The Supplemental Law Enforcement Fund is administered by the Police Department as a fiscal record keeping fund that tracks grant funding, that the City has obtained from the Federal and State governments. The grant funding supports the City's Mission by working in a fiscal responsible manner to provide public safety services to our residents, businesses, and visitors.

The safety of Gonzales' residents is the number one concern of the Police Department. The collaborative working relationship with other government agencies to provide law enforcement funding, continues to assist our City in providing these services to our diverse community.

## **ACCOMPLISHMENTS FOR FY-2015-2016**

Please see Budget Unit 300.

## **DEPARTMENTAL GOALS FOR FY 2016-2017**

Please see Budget Unit 300.

## **FY 2016-2017 RECOMMENDED BUDGET**

The Department's FY 2016-2017 Recommended Budget represents an increase of \$5,000 in expenditures, and no change in revenues, when compared to the FY 2015-2016 Approved Budget. As a result, the Requested Net Cost is increased by \$5,000.

### *Estimated Fund Balance*

The year end Fund Balance is estimated to be \$28,000 as of June 30, 2016 which is sufficient to cover the Net Cost.

### *Revenues*

As in past years, the recommended budget for Fund 150 anticipates the \$100,000 payment in COPS funding from the State of California still being received by the City. The State has in the past, attempted to divert these funds away from Cities. This fund also receives Supplemental Law Enforcement funds provided by California Government Code 30061.

While Gonzales currently uses this revenue to help support the salaries of two front line Police Officers, the reality is that the funding is not long adequate to pay those salaries in full, and General Fund monies are needed to off-set the difference.

### Personnel

The Supplemental Law Enforcement Fund is designed as the fund where grant monies are funneled when they are received by the City. The City is currently obtaining funding of \$100,000 a year from the COPS Fast Grant Program. These funds are managed by the State of California when they are received from the Federal government.

Once the funds are received, they are transferred to the Public Safety Fund (210), where they are used for personnel costs as outlined above.

### Services and Supplies

There is a minimal appropriation in special department expenses in the event something comes up during the fiscal year.

### Capital Projects/Fixed Assets

There are no capital projects or fixed assets associated with this fund.

## **MAJOR POLICY CONSIDERATIONS**

The City must continue to have some concern that there could be a loss in funding if the Federal or State Governments cut or eliminate the funding of the COPS Fast Grant Program.

BUDGET WORKSHEET

City Of Gonzales

Month: 3/31/2016	Prior Year Actual	Current Year			Estimated Total	(6) Recommended	(7) FY 2016/2017	(8) Adopted
		Original Budget	Amended Budget	Actual Thru March				
Fund: 150 - Supplemental Law Enforcement								
Revenues								
Dept: 000								
5515.000 Interest Income	0	0	0	0	0			
5630.000 SLESF Revenue	52,645	49,000	49,000	42,290	49,000	49,000	49,000	
5632.000 COPS FAST Grant	100,000	100,000	100,000	97,952	100,000	100,000	100,000	
5821.000 Other Income - Reimbursements	12,417	0	0	0	0			
Dept: 000	165,062	149,000	149,000	140,242	149,000	149,000	149,000	0
Total Revenues	165,062	149,000	149,000	140,242	149,000	149,000	149,000	0
Expenditures								
Dept: 000								
6210.000 Special Departmental Expenses	3,048	0	5,000	5,793	5,793	5,000	5,000	
6245.000 Other Contractual Services	525	0	0	0	0			
6260.000 Advertising	0	0	0	0	0			
6450.000 Prior Year Adjustment	0	0	0	0	0			
6540.000 Capital Outlay-Equipment	0	0	0	0	0			
6541.000 Equipment-Machinery	0	0	0	0	0			
6542.000 Equipment-Vehicles	0	0	0	0	0			
6900.000 Transfers to General Fund	0	0	0	0	0			
6924.000 Transfer to SLESF	0	0	0	0	0			
6925.000 Transfer to Public Safety	161,490	149,000	144,000	95,577	144,000	149,000	149,000	
Dept: 000	165,063	149,000	149,000	101,370	149,793	154,000	154,000	0
Total Expenditures	165,063	149,000	149,000	101,370	149,793	154,000	154,000	0
Supplemental Law Enforcement	-1	0	0	38,872	-793	-5,000	-5,000	0

**Fire Impact Fund  
Budget Narrative for FY 2016-2017  
Budget Fund 190**

**DEPARTMENTAL MISSION**

This fund is administered by the Public Safety Department and supports the City's Mission and Vision by providing funding for needed equipment and for future needs of the Fire Department when new developments come to Gonzales. These funding sources allow the Department to provide services to our residents, businesses, and visitors, and ensure their safety.

**ACCOMPLISHMENTS FOR FY 2015-2016**

- Collected Impact Fees for all new development in the City limits.
- Collected Impact Fees for all new development in the Gonzales Rural Fire Protection District.

**DEPARTMENTAL GOALS FOR FY 2016-2017**

- Continue to collect all applicable Impact Fees from new development in the City, and the Gonzales Rural Fire Protection District.
- Maintain current equipment owned by the City to ensure adequate responses to public safety emergencies within the City and Rural District.
- Insure that the Department has adequate equipment to handle public safety emergency brought on by new development.

**FY 2016-2017 RECOMMENDED BUDGET**

The Department's FY 2016-2017 Recommended Budget shows a decrease of (\$2,900) or (100%) in expenditures, and an increase of \$4,900 or 49% in revenues, when compared to the FY 2015-2016 Approved Budget. As a result, the Net Cost is decreased by (\$7,800).

*Estimated Fund Balance*

The year-end Fund Balance is estimated to be \$60,000 as of June 30, 2016.

*Revenues*

Revenues will continue to be collected and may increase if further development is approved.



Personnel

There are no personnel costs associated with this fund.

Services and Supplies

None are planned at this time.

Capital Projects/Fixed Assets

None are planned at this time.

**MAJOR POLICY CONSIDERATIONS**

There are no major policy considerations reflected in this budget.

City Of Gonzales

Month: 3/31/2016	Prior Year Actual	Current Year			Estimated Total	(6) Recommended	(7) FY 2016/2017	(8) Adopted
		Original Budget	Amended Budget	Actual Thru March				
Fund: 190 - Fire Impact Fund								
Revenues								
Dept: 000								
5270.000 Fire Impact Fees	2,704	10,000	15,000	11,907	12,000	15,000	15,000	
5510.000 Investment Income	0	0	0	0	0			
5515.000 Interest Income	175	100	100	76	0			
5650.000 Prop. 172 Revenue	0	0	0	0	0			
5701.000 Charges for Current Services	0	0	0	0	0			
5821.000 Other Income - Reimbursements	0	0	0	0	0			
5850.000 CASH CLEARING	0	0	0	0	0			
Dept: 000	2,879	10,100	15,100	11,983	12,000	15,000	15,000	0
Total Revenues	2,879	10,100	15,100	11,983	12,000	15,000	15,000	0
Expenditures								
Dept: 000								
6210.000 Special Departmental Expenses	0	2,500	1,000	0	0			
6212.000 Maintenance Supplies	287	400	400	0	0			
6245.000 Other Contractual Services	0	0	0	0	0			
6530.000 Capital Outlay-Improvements	0	0	23,503	23,503	23,503			
6540.000 Capital Outlay-Equipment	0	0	0	0	0			
6542.000 Equipment-Vehicles	129,075	0	0	0	0			
Dept: 000	129,362	2,900	24,903	23,503	23,503	0	0	0
Total Expenditures	129,362	2,900	24,903	23,503	23,503	0	0	0
Fire Impact Fund	-126,483	7,200	-9,803	-11,520	-11,503	15,000	15,000	0

**General Plan Impact Fund  
Budget Narrative for FY 2016-2017  
Budget Fund 200**

**FUND PURPOSE**

This Fund is administered by the Community Development Department, and was established to pay for periodic updates and revisions to the Gonzales General Plan and follow-up work in support of the General Plan. The financial resources supporting the fund are General Plan Maintenance Impact Fees, transfers from the general fund and other City accounts, grants, and interest income of funds on deposit.

**ACCOMPLISHMENTS FOR FY 2015-2016**

- Processed amendments to the General Plan Land Use and Transportation Diagrams and Land Use and Transportation Element policies with regard to the implementation of a Memorandum of Agreement between the City and County for the expansion of the boundaries of the City's Sphere of Influence.
- Held several meetings with interested landowners within the General Plan's Urban Growth Area (expanded Sphere of Influence), regarding their interest in preparing a Specific Plan for the future developed of urban uses.
- Processed amendments to and obtained approval of an update of the City's Housing Element. The Housing Element is one of the seven State-mandated elements of the General Plan. The approved Element covers the planning period from 2015 to 2023.

**DEPARTMENTAL GOALS FOR FY 2016-2017**

- Coordinate with the land developers and/or landowners with land-holdings or property options within the new growth area of the General Plan, to prepare a funding agreement to collect the financial resources necessary to fund the preparation of infrastructure studies in support of implementation of the General Plan.

**FY 2016-2017 RECOMMENDED BUDGET**

The Fund's FY 2016-2017 Recommended Budget represents no change in expenditures and revenues. As a result, the Net Cost remains unchanged.

*Estimated Fund Balance*

The year end Fund Balance is estimated to be \$137,000 as of June 30, 2016.

Revenues

Revenues reflected in this fund are contributions from the land developers, and/or landowners with land-holdings or property options within the new growth area of the City's General Plan. Revenues also reflect the transfer-in of the fund balance from Budget Fund 201 (Sphere of Influence Impact).

Personnel

There are no personnel costs reflected in this Budget.

Other Contractual Services

Consultant resources will be engaged to provide expertise, as necessary.

**MAJOR POLICY CONSIDERATIONS**

The City Council will consider the approval of funding agreements with the land developers and/or landowners, with land-holdings or property options within the new growth area of the General Plan to collect the financial resources necessary to fund the preparation of infrastructure studies in support of implementation of the General Plan.

BUDGET WORKSHEET

City Of Gonzales

Month: 3/31/2016	Prior Year Actual	Current Year			Estimated Total	(6) Recomended	(7) FY 2016/2017	(8) Adopted
		Original Budget	Amended Budget	Actual Thru March				
Fund: 200 - General Plan Impact Fund								
Revenues								
Dept: 000								
5355.000	0	784,450	784,450	0	0	882,707	882,707	
5515.000	0	0	0	0	0			
5900.000	0	25,000	25,000	12,500	25,000			
5905.000	0	25,000	25,000	12,500	25,000			
5966.000	0	48,257	48,257	24,129	48,257			
Dept: 000	0	882,707	882,707	49,129	98,257	882,707	882,707	0
Total Revenues	0	882,707	882,707	49,129	98,257	882,707	882,707	0
Expenditures								
Dept: 000								
6210.000	0	0	0	0	0			
6230.000	0	0	0	0	0			
6245.000	0	882,707	882,707	3,875	5,000	882,707	882,707	
6260.000	0	0	0	0	0			
6450.000	0	0	0	0	0			
6900.000	0	0	0	0	0			
Dept: 000	0	882,707	882,707	3,875	5,000	882,707	882,707	0
Total Expenditures	0	882,707	882,707	3,875	5,000	882,707	882,707	0
General Plan Impact Fund	0	0	0	45,254	93,257	0	0	0

**Sphere of Influence Impact Fund  
Budget Narrative for FY 2016-2017  
Budget Fund 201**

**FUND PURPOSE**

This Fund is administered by the Community Development Department, and was established to fund the processing of a Sphere of Influence Amendment with Monterey County LAFCO, which is intended to extend the City's Sphere of Influence boundary to include the new growth area as approved in the City's 2010 General Plan. The financial resources supporting the fund are contributions from the land developers, and/or landowners with land-holdings or property options within the new growth area of the City's General Plan.

**ACCOMPLISHMENTS FOR FY 2015-2016**

- No activity.

**DEPARTMENTAL GOALS FOR FY 2016-2017**

- No activity is anticipated.

**FY 2016-2017 RECOMMENDED BUDGET**

The fund was originally created to address the financial needs associated with completing a Memorandum of Agreement by and between the City and the County for orderly planning, growth and development, and the preparation and processing of an application for an amendment to the City's Sphere of Influence with the Land Agency Formation Commission of Monterey County (LAFCO). LAFCO approved the City's request for a Sphere of Influence Amendment in September 2014.

It is expected that the fund will be inactive in FY 2016-2017 with any remaining fund balanced being transferred to Budget Fund 200 (General Plan Impact Fund).

Revenues

Revenues for this fund are contributions from the land developers, and/or landowners with land-holdings or property options within the new growth area of the City General Plan, who participated in the preparation and submittal of an application to Monterey County LAFCO, proposing a Sphere of Influence Amendment in support of the adopted General Plan. These revenues were received in the prior year, and that is why they are not reflected.

Personnel

There are no personnel costs reflected in this budget.

**MAJOR POLICY CONSIDERATIONS**

None at this time.

BUDGET WORKSHEET

City Of Gonzales

Month: 3/31/2016	Prior Year Actual	Current Year			Estimated Total	(6) Recomended	(7) FY 2016/2017	(8) Adopted
		Original Budget	Amended Budget	Actual Thru March				
Fund: 201 - Sphere of Influence Impact								
Revenues								
Dept: 000								
5262.000 Sphere of Influence Fees	200	0	0	0	0			
Dept: 000	200	0	0	0	0	0	0	0
Total Revenues	200	0	0	0	0	0	0	0
Expenditures								
Dept: 000								
6210.000 Special Departmental Expenses	0	0	0	0	0			
6211.000 Office Supplies	0	0	0	0	0			
6230.000 Legal and Accounting	0	0	0	0	0			
6245.000 Other Contractual Services	14,014	0	0	0	0			
6260.000 Advertising	0	0	0	0	0			
6956.000 Transfer To Fund 200	0	48,257	48,257	24,129	48,257			
6957.000 Transfer To Fund 203	0	0	0	0	0			
Dept: 000	14,014	48,257	48,257	24,129	48,257	0	0	0
Total Expenditures	14,014	48,257	48,257	24,129	48,257	0	0	0
Sphere of Influence Impact	-13,814	-48,257	-48,257	-24,129	-48,257	0	0	0



**Public Safety Fund  
Budget Narrative for FY 2016-2017  
Budget Fund 210**

**DEPARTMENTAL MISSION**

This fund is administered by the Gonzales Police Department, who supports the Vision and Mission of the City of Gonzales by providing a cooperative community policing philosophy, to provide law enforcement services to our residents, businesses, and visitors.

The chief goal of the Department is the safety of all of our residents and visitors. The Department takes a zero tolerance approach to all crime issues that face Gonzales. It is this collaborative working relationship with our businesses, and residents that makes Gonzales one of the safest communities in Monterey County.

**ACCOMPLISHMENTS FOR FY 2015-2016**

Please see Budget Unit 300.

**DEPARTMENTAL GOALS FOR FY 2016-2017**

Please see Budget Unit 300.

**FY 2016-2017 RECOMMENDED BUDGET**

The Department's FY 2016-2017 Recommended Budget represents a decrease of (\$11,079) or (5%) in expenditures, and an increase of \$89,000 or 50% in revenues, when compared to the FY 2015-2016 Approved Budget. As a result, the Net Cost is decreased by (\$100,079).

Revenues

The reason for the increase is the transfer from the General Fund needed to balance the budget.

The funds contained in this fund are a pass through from Fund 150, and also include AB 109 grant funds. They are used to pay salaries, and other direct front line efforts. AB 109 Funding is being used to purchase equipment for the Department, explorer program, and items used for community outreach, such as the National Night Out in August.

The revenue source continues to hold steady, but it is no longer sufficient to fully cover the cost of the two Police Officers allocated to this fund.

### Personnel

The Public Safety Fund is where grant monies collected in the Supplemental Law Enforcement Fund (150) are transferred to be used to pay the partial salaries and benefits for two Officers. The remaining costs are funded through the City's General Fund. At its inception, the fund was able to cover all of the salaries, benefits, and associated costs of one and a half Police Officer positions.

With the cost of employee salaries and benefits rising, this fund can no longer support the complete cost of two Police Officers Positions as it did when it was created approximately ten years ago.

### Services and Supplies

Services or supplies reflect contractual services for direct front line community activities and equipment needs of the Department.

### Capital Projects/Fixed Assets

There are no capital projects or fixed assets associated with this fund.

## **MAJOR POLICY CONSIDERATIONS**

As mentioned in the Narrative for Fund 150 – Supplemental Law Enforcement, the City must continue to address the inability of the current funding source to fully fund this program.

BUDGET WORKSHEET

City Of Gonzales

Month: 3/31/2016	Prior Year Actual	Current Year			Estimated Total	(6) Recomend	(7) FY 2016/2017	(8) Adopted
		Original Budget	Amended Budget	Actual Thru March				
Fund: 210 - Public Safety Fund								
Revenues								
Dept: 000								
5425.000 Vehicle Abatement Fees	4,889	4,000	4,000	4,219	5,000	5,000	5,000	
5515.000 Interest Income	0	0	0	0	0			
5632.000 COPS FAST Grant	0	0	0	0	0			
5646.000 AB 109	0	13,000	25,149	25,149	25,148	18,000	18,000	
5647.000 Award 20 Grant	0	12,000	12,000	0	0			
5926.000 Transfer from SLESF	161,490	149,000	144,000	95,577	144,000	149,000	149,000	
5930.000 Transfer from General Fund	0	0	0	0	80,000	95,000	95,000	
Dept: 000	166,379	178,000	185,149	124,945	254,148	267,000	267,000	0
Total Revenues	166,379	178,000	185,149	124,945	254,148	267,000	267,000	0
Expenditures								
Dept: 000								
6110.000 Salaries-Regular Pay	39,133	125,235	106,330	86,481	106,300	108,220	108,225	
6111.000 Salaries-Overtime Pay	0	12,000	30,000	30,726	32,000	12,000	12,000	
6111.500 Overtime - Click it/Ticket it	0	0	0	0	0			
6113.000 Salaries-Differentials	3,092	14,206	14,206	9,087	14,000	5,415	12,276	
6120.000 Unemployment Insurance	0	0	0	0	0			
6131.000 Deferred Compensation Expense	9,202	0	7,000	5,175	7,000	5,555	5,555	
6132.000 Retirement - PERS	10,169	30,485	30,485	8,413	30,000	24,260	24,260	
6140.000 Life and Disability Insurance	1,192	2,135	2,135	921	2,135	1,955	1,955	
6150.000 Workers Comp Insurance	4,450	4,450	4,450	4,450	4,450	4,450	4,450	
6160.000 Social Security	3,179	11,585	11,585	9,316	11,590	9,220	10,136	
6170.000 Health and Dental Insurance	21,529	21,600	21,600	17,403	21,600	23,760	23,760	
6210.000 Special Departmental Expenses	-3	0	0	0	0			
6245.000 Other Contractual Services	33,208	12,000	20,000	22,151	22,151	20,000	20,000	
6450.000 Prior Year Adjustment	0	0	0	0	0			
6540.000 Capital Outlay-Equipment	0	0	0	0	0			
6544.000 Equipment-Computers	0	0	0	0	0			
6900.000 Transfers to General Fund	0	0	0	0	0			
6924.000 Transfer to SLESF	0	0	0	0	0			
Dept: 000	125,151	233,696	247,791	194,123	251,226	214,835	222,617	0
Total Expenditures	125,151	233,696	247,791	194,123	251,226	214,835	222,617	0
Public Safety Fund	41,228	-55,696	-62,642	-69,178	2,922	52,165	44,383	0

**Police Department CalGrip Grant  
Budget Narrative FY 2016-2017  
Budget Fund 216**

**DEPARTMENTAL MISSION**

The Gonzales Police Department supports the Vision and Mission of the City by providing public safety services to all of our residents and visitors. These services are provided using a cooperative community policing philosophy, in which the Department works with the residents to solve crime and quality of life issues in our diverse community.

The number one concern of the Department is the safety of all of our residents and visitors. The Department takes a zero tolerance to crime, and works aggressively to solve those crimes that do occur. This Budget Unit represents funding secured by the CalGrip grants that the City was awarded along with the City of Soledad, City of Greenfield, and City of King.

The City has not received any funding under the Cal-Grip program for over two years.

**ACCOMPLISHMENTS FOR FY 2015-2016**

- Continue to work collaboratively with Soledad, Greenfield and King City to address gang related crime, and issues. The Cities have continued to meet monthly to bring community based organizations, the clergy, and regional partners to the table to work towards solutions in South County.
- Was the lead agency, applied, and received a Strengthening Law Enforcement and Community Relations Grant for \$850,000.

**DEPARTMENTAL GOALS FOR 2016-2017**

- Continue working with Community Partners to bring services to the region.
- Continue the partnership with Gonzales School Unified District to not only address the current gang issues that we have, but also to identify those youth who may be starting down that path.
- Continue suppression efforts within the region to apprehend wanted gang members.
- Work with all partners to secure future funding sources.
- With the three other Cities, begin implementation of the Strengthening Law Enforcement and Community Relations Grant.

## **FY 2016-2017 RECOMMENDED BUDGET**

The Program's FY 2016-2017 Recommended Budget reflects no expenditures and revenues, when compared to the FY 2015-2016 Budget. As a result, there is no Net Cost.

### Revenues

At this time, there are no funding sources for the 4C4P Initiative in Southern Monterey County; as a result, no grant funds are reflected in the budget.

### Personnel

While at this time there are no grant funds to support the 4C4P effort, City personnel will continue to work on this regional effort.

### Services and Supplies

There are no services or supplies associated with this fund in FY 2016-2017.

### Capital Projects/Fixed Assets

There are no Capital Projects funded under this budget fund.

## **MAJOR POLICY CONSIDERATIONS**

As mentioned above, the partnership was awarded a Strengthening Law Enforcement and Community Relations Grant; however, since the state contract has not been received by the City, no revenues or expenditures are reflected in the Recommended Budget. Staff expects to bring a budget amendment to your Council along with the contract, once it is received.

BUDGET WORKSHEET

City Of Gonzales

Month: 3/31/2016	Prior Year Actual	Current Year			Estimated Total	(6) Recomendded	(7) FY 2016/2017	(8) Adopted
		Original Budget	Amended Budget	Actual Thru March				
Fund: 216 - CalGRIP Fund								
Revenues								
Dept: 000								
5637.000 Grant Proceeds	370,115	0	0	0	0			
5821.000 Other Income - Reimbursements	0	0	0	0	0			
Dept: 000	370,115	0	0	0	0	0	0	0
Total Revenues	370,115	0	0	0	0	0	0	0
Expenditures								
Dept: 000								
6245.000 Other Contractual Services	321,312	0	0	0	0			
6450.000 Prior Year Adjustment	0	0	0	0	0			
6900.000 Transfers to General Fund	30,299	0	0	0	0			
Dept: 000	351,611	0	0	0	0	0	0	0
Total Expenditures	351,611	0	0	0	0	0	0	0
CalGRIP Fund	18,504	0	0	0	0	0	0	0

**Police Impact Fund  
Budget Narrative for FY 2016-2017  
Budget Fund 220**

**DEPARTMENTAL MISSION**

This fund is administered by the Gonzales Police Department who supports the Vision and Mission of the City by providing public safety services, based on a cooperative community policing platform, to insure the safety of all of our residents, businesses, and visitors.

**DEPARTMENTAL PROGRAMS**

This fund is used to track revenues and expenditures associated with collection of Police Impact Fees received from new development within the City. Growth induced costs may be funded by the Budget Unit.

**ACCOMPLISHMENTS FOR FY 2015-2016**

Please see Budget Unit 300.

**DEPARTMENTAL GOALS FOR FY 2016-2017**

Please see Budget Unit 300.

**FY 2016-2017 RECOMMENDED BUDGET**

The Department's FY 2016-2017 Recommended Budget reflects an increase of \$6,000 or 30% in expenditures, and \$10,000 or 50% in revenues, when compared to the FY 2015-2016 Approved Budget. As a result, the Requested Net Cost is decreased by (\$4,000).

Revenues

The budget reflects revenues expected from development.

Personnel

There are no personnel costs reflected in this budget.

Services and Supplies

This budget reflects funds to cover the lease purchase payments for radios and other equipment that may be needed.

Capital Projects and Fixed Assets

The budget reflects an appropriation for the purchase of replacement of an administration vehicle at the department

**MAJOR POLICY CONSIDERATIONS**

None.



City Of Gonzales

Month: 3/31/2016	Prior Year Actual	Current Year		Actual Thru March	Estimated Total	(6) Recomended	(7) FY 2016/2017	(8) Adopted
		Original Budget	Amended Budget					
Fund: 220 - Police Impact Fund								
Revenues								
Dept: 000								
5271.000 Police Impact Fees	1,186	20,000	20,000	8,546	15,000	10,000	30,000	
5510.000 Investment Income	0	0	0	0	0			
5515.000 Interest Income	0	0	0	0	0			
5701.000 Charges for Current Services	0	0	0	69	0			
Dept: 000	1,186	20,000	20,000	8,615	15,000	10,000	30,000	0
Total Revenues	1,186	20,000	20,000	8,615	15,000	10,000	30,000	0
Expenditures								
Dept: 000								
6210.000 Special Departmental Expenses	12,621	0	10,901	10,901	10,901	16,000	16,000	
6211.000 Office Supplies	0	0	0	0	0			
6212.000 Maintenance Supplies	0	0	0	0	0			
6245.000 Other Contractual Services	0	0	0	0	0			
6316.000 Administrative Fees	0	0	0	0	0			
6325.000 Contingency Account	0	0	0	0	0			
6335.000 Block Grant Expenditures	0	0	0	0	0			
6530.000 Capital Outlay-Improvements	0	0	0	5,450	0			
6540.000 Capital Outlay-Equipment	0	0	0	0	0			
6542.000 Equipment-Vehicles	0	20,000	15,000	0	15,000	10,000	10,000	
Dept: 000	12,621	20,000	25,901	16,351	25,901	26,000	26,000	0
Total Expenditures	12,621	20,000	25,901	16,351	25,901	26,000	26,000	0
Police Impact Fund	-11,435	0	-5,901	-7,736	-10,901	-16,000	4,000	0

**Sewer Impact Fund  
Budget Narrative for FY 2016-2017  
Budget Fund 230**

**DEPARTMENTAL MISSION**

This impact fund is administered to provide Wastewater Treatment Facility improvements to support growth in Gonzales in a cost-effective manner.

**DEPARTMENTAL PROGRAMS**

- Plan for needed improvements required to support orderly growth in Gonzales.
- Implement a program to assess and collect appropriate fees to fund needed improvements.

**ACCOMPLISHMENTS FOR FY 2015-2016**

- Initiated discussion for the Silacci property acquisition.
- Began study to increase capacity of the exiting Treatment Plant.

**DEPARTMENTAL GOALS FOR FY 2016-2017**

- Develop interim and long term Wastewater Management Plan.
- Develop a salt management plan – RWQCB Condition.
- Improve the supervisory control access and data acquisition (SCADA) System.
- Finalize long-term agreement to purchase the Silacci property, 40+/- acres on the west side of the treatment plant.
- Complete study for increased Wastewater Treatment capacity.
- Complete plan to remove sludge to improve capacity for growth.

**FY 2016-2017 RECOMMENDED BUDGET**

The Fund's FY 2016-2017 Recommended Budget represents no change in expenditures, and revenues, when compared to the FY 2015-2016 Approved Budget. As a result, the Requested Net Cost remains unchanged.

Revenues

Revenues are anticipated from development. This is a very conservative estimate.

Estimated Fund Balance

The year-end fund balance is estimated to be \$760,000 as of June 30, 2016.

Personnel

There are no personnel costs related to this budget.

Services and Supplies

Services and supplies reflect contractual services to study the Wastewater Treatment Plant increased capacity options, and fee program.

Capital Projects/Fixed Assets

This budget reflects funds for an option to purchase other land at the Wastewater Treatment Plant for expansion.

**MAJOR POLICY CONSIDERATIONS**

There are no major policy considerations reflected in this budget. When the Wastewater Treatment Plant expanded capacity study is completed, there will be major decisions to be made about type of treatment to be pursued in the future. Those decisions will be brought to the Council when available studies are completed. When the impact fee study is complete, the City Council will determine the best method of implementing the recommendations.

BUDGET WORKSHEET

City Of Gonzales

Month: 3/31/2016	Prior Year Actual	Current Year			Estimated Total	(6) Recomended	(7) FY 2016/2017	(8) Adopted
		Original Budget	Amended Budget	Actual Thru March				
Fund: 230 - Sewer Impact Fund								
Revenues								
Dept: 000								
5272.000 Sewer Impact Fees	16,277	20,000	20,000	6,199	20,000	20,000	20,000	
5510.000 Investment Income	0	0	0	0	0			
5515.000 Interest Income	761	500	500	411	500	500	500	
5860.000 Principal Payments Received	4,756	0	0	0	0			
Dept: 000	21,794	20,500	20,500	6,610	20,500	20,500	20,500	0
Total Revenues	21,794	20,500	20,500	6,610	20,500	20,500	20,500	0
Expenditures								
Dept: 000								
6210.000 Special Departmental Expenses	0	0	0	0	0			
6212.000 Maintenance Supplies	0	0	0	0	0			
6235.000 Engineering and Surveying	10,797	50,000	50,000	2,233	50,000	50,000	50,000	
6245.000 Other Contractual Services	19,639	20,000	20,000	0	20,000	20,000	20,000	
6954.000 Transfer To Fund 460	0	0	0	0	0			
6955.000 Transfer to 407	0	0	0	0	0			
Dept: 000	30,436	70,000	70,000	2,233	70,000	70,000	70,000	0
Total Expenditures	30,436	70,000	70,000	2,233	70,000	70,000	70,000	0
Sewer Impact Fund	-8,642	-49,500	-49,500	4,377	-49,500	-49,500	-49,500	0

**Circulation System Impact Fund  
Budget Narrative for FY 2016-2017  
Budget Fund 235**

**DEPARTMENTAL MISSION**

This impact fund is administered to provide transportation system improvements required for orderly growth in Gonzales, in an efficient and effective manner. Transportation improvements should be aligned with adopted plans and goals.

**DEPARTMENTAL PROGRAMS**

- This fund is used to plan and implement street system improvements necessary to accommodate growth of the City.
- This fund assesses and collects appropriate fees to fund needed transportation improvements for planned growth.

**ACCOMPLISHMENTS FOR FY 2015-2016**

- Coordinated transportation planning efforts for improvements to Fifth Street.
- Collected approved fees for system improvements.

**DEPARTMENTAL GOALS FOR FY 2016-2017**

- Continue to work on implementing improvements to the Fifth Street – HWY 101 Overpass.

**FY 2016-2017 RECOMMENDED BUDGET**

The Fund's FY 2016-2017 Recommended Budget represents no change in expenditures, and a decrease of (\$30,000) or (60%) in revenues, when compared to the FY 2015-2016 Approved Budget. As a result, the Requested Net Cost is increased by \$30,000.

Revenues

Revenues are anticipated from a few private developments.

Estimated Fund Balance

The year-end Fund Balance is estimated to be \$490,000 as of June 30, 2016.

Personnel

There are no personnel costs reflected in this budget.

Services and Supplies

Funding has been earmarked to explore the possibility of a roundabout at Fifth Street Overpass.

Capital Projects/Fixed Assets

No capital projects are anticipated for this fiscal year.

**MAJOR POLICY CONSIDERATIONS**

There are no major policy considerations reflected in this budget.

BUDGET WORKSHEET

City Of Gonzales

Month: 3/31/2016	Prior Year Actual	Current Year			Estimated Total	(6) Recomended	(7) FY 2016/2017	(8) Adopted
		Original Budget	Amended Budget	Actual Thru March				
Fund: 235 - Circulation System Impact								
Revenues								
Dept: 000								
5269.000 TAMC Regional Transportation F	1,826	0	56,475	72,085	73,000	10,000	10,000	
5278.000 Circulation System Impact Fees	3,264	50,000	50,000	47,467	47,000	10,000	10,000	
5515.000 Interest Income	646	500	500	2,993	3,000	500	500	
5674.000 Safe Route To School	0	0	0	0	0			
5860.000 Principal Payments Received	20,895	0	0	0	0			
Dept: 000	26,631	50,500	106,975	122,545	123,000	20,500	20,500	0
Total Revenues	26,631	50,500	106,975	122,545	123,000	20,500	20,500	0
Expenditures								
Dept: 000								
6210.000 Special Departmental Expenses	1,826	0	0	15,609	15,609			
6211.000 Office Supplies	0	0	0	0	0			
6235.000 Engineering and Surveying	4,507	0	0	0	0			
6240.000 Construction Services	0	0	0	0	0			
6245.000 Other Contractual Services	0	25,000	25,000	0	25,000	25,000	25,000	
6317.000 Regional Trans Impact Fee Prog	0	0	56,475	56,475	56,475			
6530.000 Capital Outlay-Improvements	0	0	0	0	0			
6540.000 Capital Outlay-Equipment	0	0	0	0	0			
Dept: 000	6,333	25,000	81,475	72,084	97,084	25,000	25,000	0
Total Expenditures	6,333	25,000	81,475	72,084	97,084	25,000	25,000	0
Circulation System Impact	20,298	25,500	25,500	50,461	25,916	-4,500	-4,500	0

**Water Impact Fund  
Budget Narrative for FY 2016-2017  
Budget Fund 240**

**DEPARTMENTAL MISSION**

This impact fund is administered to provide water system improvements required by planned growth in Gonzales, in an efficient and effective manner. Water system improvements should be aligned with approved plans and adopted goals.

**DEPARTMENTAL PROGRAMS**

- This fund is used for improvements to the Water System required to accommodate growth in Gonzales.
- This fund assesses and collects appropriate fees, to fund needed Water System improvements for planned growth.

**ACCOMPLISHMENTS FOR FY 2015-2016**

- Collected approved impact fees for development projects.

**DEPARTMENTAL GOALS FOR FY 2016-2017**

- Collect impact fees as appropriate for development.
- Update the water impact fee study.
- Design a new replacement well.

**FY 2016-2017 RECOMMENDED BUDGET**

The Department's FY 2016-2017 Recommended Budget represents no change in expenditures or revenues, when compared to the FY 2015-2016 Approved Budget. As a result, the Requested Net Cost is similar to the previous year.

*Estimated Fund Balance*

The year-end Fund Balance is estimated to be \$920,000 as of June 30, 2016.

*Revenues*

Revenues are anticipated from a few private developments.



Personnel

There are no personnel costs reflected in this budget.

Services and Supplies

This budget reflects funds to develop water well plans and specifications. Impact Fee Study funds are included in this area.

Capital Projects/Fixed Assets

There are no capital projects and/or fixed assets reflected in the budget.

**MAJOR POLICY CONSIDERATIONS**

There are no major policy considerations reflected in the budget.

City Of Gonzales

Month: 3/31/2016	Prior Year Actual	Current Year		Actual Thru March	Estimated Total	(6) Recomendded	(7) FY 2016/2017	(8) Adopted
		Original Budget	Amended Budget					
Fund: 240 - Water Impact Fund								
Revenues								
Dept: 000								
5273.000 Water Impact Fees	5,429	20,000	20,000	9,438	20,000	20,000	20,000	
5510.000 Investment Income	0	0	0	0	0			
5515.000 Interest Income	2,077	1,500	1,500	1,209	1,500	1,500	1,500	
5860.000 Principal Payments Received	6,304	0	0	0	0			
Dept: 000	13,810	21,500	21,500	10,647	21,500	21,500	21,500	0
Total Revenues	13,810	21,500	21,500	10,647	21,500	21,500	21,500	0
Expenditures								
Dept: 000								
6210.000 Special Departmental Expenses	0	0	0	0	0			
6211.000 Office Supplies	0	0	0	0	0			
6212.000 Maintenance Supplies	0	0	0	0	0			
6235.000 Engineering and Surveying	3,239	40,000	40,000	13,342	40,000	40,000	40,000	
6245.000 Other Contractual Services	0	2,000	2,000	0	2,000	2,000	2,000	
6255.000 Liability Insurance	0	0	0	0	0			
Dept: 000	3,239	42,000	42,000	13,342	42,000	42,000	42,000	0
Total Expenditures	3,239	42,000	42,000	13,342	42,000	42,000	42,000	0
Water Impact Fund	10,571	-20,500	-20,500	-2,695	-20,500	-20,500	-20,500	0

**Public Facilities Impact Fund  
Budget Narrative for FY 2016-2017  
Budget Fund 241**

**DEPARTMENTAL MISSION**

This impact fund is administered by the Public Works Department whose Mission is to enhance the quality of life of our residents in an environment of safety, courtesy, integrity, and respect. In order to do so, the department: 1) recognizes quality service to our customers, and the residents of this community are our number one priority; 2) recognizes that a "can-do" attitude is our most valuable resource; 3) provides all services in an ethical, honest, and equitable manner; 4) demonstrates pride and commitment to the work being done by being enthusiastic and professional; 5) is committed to providing services that are responsive, innovative, and fiscally sound; and 6) recognizes the critical importance of working in partnership with the business community in developing a diverse, economically stable City.

**DEPARTMENTAL PROGRAMS**

This fund is used to track expenditures for improvements to City general facilities impacted and/or needed, as a result of development, and/or growth.

**ACCOMPLISHMENTS FOR FY 2015-2016**

- Continued design work and discussion on the future expansion of City Hall.

**DEPARTMENTAL GOALS FOR FY 2016-2017**

- Finalize the design work for the future City Hall.
- Continue to work with the Monterey County Health Department to expand services to the residents of Gonzales.

**FY 2016-2017 RECOMMENDED BUDGET**

The Department's FY 2016-2017 Recommended Budget represents a decrease of (\$40,000) or (100%) in expenditures, and no change in revenues, when compared to the FY 2015-2016 Approved Budget. As a result, the Requested Net Cost is decreased by (\$40,000).

*Estimated Fund Balance*

The year-end Fund Balance is estimated to be \$52,000 as of June 30, 2016.

Revenues

This budget reflects revenues expected from development.

Personnel

There are no personnel costs reflected in this budget.

Services and Supplies

There are no services and supplies reflected in this budget.

Capital Projects/Fixed Assets

There are no fixed assets reflected in this budget. However, staff is working on options to improve and expand City Hall, and is planning on holding a workshop with the Council. Based on direction received, an amendment would be brought to the City Council for approval.

**MAJOR POLICY CONSIDERATIONS**

There are no major policy considerations reflected in this budget.

City Of Gonzales

Month: 3/31/2016	Prior Year Actual	Current Year				(6) Recomended	(7) FY 2016/2017	(8) Adopted
		Original Budget	Amended Budget	Actual Thru March	Estimated Total			
Fund: 241 - Public Facilities Impact Mitig								
Revenues								
Dept: 000								
5277.000 Public Facilities Impact Fees	2,509	3,000	3,000	2,693	2,693	3,000	3,000	
5515.000 Interest Income	131	0	0	0	0			
Dept: 000	2,640	3,000	3,000	2,693	2,693	3,000	3,000	0
Total Revenues	2,640	3,000	3,000	2,693	2,693	3,000	3,000	0
Expenditures								
Dept: 000								
6210.000 Special Departmental Expenses	0	0	0	0	0			
6212.000 Maintenance Supplies	0	0	0	0	0			
6245.000 Other Contractual Services	11,500	30,000	30,000	0	0			
6275.000 Subscriptions and Training	0	0	0	0	0			
6530.000 Capital Outlay-Improvements	0	10,000	10,000	0	0			
Dept: 000	11,500	40,000	40,000	0	0	0	0	0
Total Expenditures	11,500	40,000	40,000	0	0	0	0	0
Public Facilities Impact Mitig	-8,860	-37,000	-37,000	2,693	2,693	3,000	3,000	0

**Public Uses Impact Fund  
Budget Narrative for FY 2016-2017  
Budget Fund 242**

**DEPARTMENTAL MISSION**

This impact fund is administered by the City Manager's Office whose Mission is to implement the Vision and Mission of the City by providing professional leadership, developing innovative approaches and creative partnerships in the management of the City, and executing City Council policies. This will be done by always holding to the highest ideals of public service and ethics.

**DEPARTMENTAL PROGRAMS**

This fund is used to track expenditures for improvements or construction of the Community Center or other community facilities impacted, and/or needed as a result of development, and/or growth.

**ACCOMPLISHMENTS FOR FY 2015-2016**

- Continued working with the Gonzales Unified School District to move forward to implement the Community Facilities Master Plan, as it pertains to constructing a new Elementary School.

**DEPARTMENTAL GOALS FOR FY 2016-2017**

- Continue to collect impact funds.
- Continue putting together the programming for the Community Center, and identify funding and funding partners.
- Continue to work with the GUSD on constructing a much needed second Elementary School.

**FY 2016-2017 RECOMMENDED BUDGET**

The Department's FY 2016-2017 Recommended Budget represents no activity.

Estimated Fund Balance

The year-end Fund Balance is estimated to be \$20,000 as of June 30, 2016.

Revenues & Expenditures

The budget reflects no activity for FY 2016-2017.

**MAJOR POLICY CONSIDERATIONS**

There are no major policy considerations reflected in this budget.

BUDGET WORKSHEET

City Of Gonzales

Month: 3/31/2016	Prior Year Actual	Current Year			Estimated Total	(6) Recomended	(7) FY 2016/2017	(8) Adopted
		Original Budget	Amended Budget	Actual Thru March				
Fund: 242 - Public Uses Mitigation Fees								
Revenues								
Dept: 000								
5277.000 Public Facilities Impact Fees	1,694	2,000	2,000	0	0			
5515.000 Interest Income	39	0	0	0	0			
Dept: 000	1,733	2,000	2,000	0	0	0	0	0
Total Revenues	1,733	2,000	2,000	0	0	0	0	0
Expenditures								
Dept: 000								
6210.000 Special Departmental Expenses	0	0	0	0	0			
6235.000 Engineering and Surveying	0	0	0	0	0			
6245.000 Other Contractual Services	0	5,000	5,000	0	0			
Dept: 000	0	5,000	5,000	0	0	0	0	0
Total Expenditures	0	5,000	5,000	0	0	0	0	0
Public Uses Mitigation Fees	1,733	-3,000	-3,000	0	0	0	0	0

**Aquatics Facilities Impact Fund  
Budget Narrative for FY 2016-2017  
Budget Fund 243**

**DEPARTMENTAL MISSION**

This impact fund is administered by the Aquatics Program, which supports the Vision and Mission of the City by providing a safe environment for aquatic recreation; teaching aquatic safety through swim lessons; providing opportunities for Gonzales residents to enjoy aquatic recreation; and managing fiscal resources responsibly.

**DEPARTMENTAL PROGRAMS**

This fund is used to track expenditures for improvements to the Aquatics Facility.

**ACCOMPLISHMENTS FOR FY 2015-2016**

- Collected Impact Funds.

**DEPARTMENTAL GOALS FOR FY 2016-2017**

- Continue to collect Impact Funds.

**FY 2016-2017 RECOMMENDED BUDGET**

The Department's FY 2016-2017 Recommended Budget reflects no activity. As a result, the Net Cost is zero.

Revenues

This budget reflects no revenues.

Personnel

There are no personnel costs reflected in this budget.

Services and Supplies

This category reflects no expenditures.

**MAJOR POLICY CONSIDERATIONS**

There are no major policy considerations at this time.



City Of Gonzales

Month: 3/31/2016	Prior Year Actual	Current Year			Estimated Total	(6) Recomend	(7) FY 2016/2017	(8) Adopted
		Original Budget	Amended Budget	Actual Thru March				
Fund: 243 - Aquatic Facilities Mitigation								
Revenues								
Dept: 000								
5277.000 Public Facilities Impact Fees	1,357	2,000	2,000	0	0			
5515.000 Interest Income	0	0	0	0	0			
5958.000 Transfer from Fund 460	0	0	0	0	0			
Dept: 000	1,357	2,000	2,000	0	0	0	0	0
Total Revenues	1,357	2,000	2,000	0	0	0	0	0
Expenditures								
Dept: 000								
6210.000 Special Departmental Expenses	0	0	0	0	0			
6212.000 Maintenance Supplies	0	0	0	0	0			
6530.000 Capital Outlay-Improvements	0	0	0	0	0			
Dept: 000	0	0	0	0	0	0	0	0
Total Expenditures	0	0	0	0	0	0	0	0
Aquatic Facilities Mitigation	1,357	2,000	2,000	0	0	0	0	0

**Animal Control Facilities Impact Fees Fund  
Budget Narrative for FY 2016-2017  
Budget Fund 244**

**DEPARTMENTAL MISSION**

This fund is administered by the Gonzales Police Department who supports the Vision and Mission of the City by providing public safety services based on a cooperative community policing platform to ensure the safety of all of our residents, businesses, and visitors.

**DEPARTMENTAL PROGRAMS**

This fund is used to track the revenues and expenditures for improvements to the Animal Control Holding Facility, from Impact Fees collected from new development with the City.

**ACCOMPLISHMENTS FOR FY 2015-2016**

- The Gonzales Animal Control Holding Facility used for temporarily holding animals, continues to meet the needs of our community.
- The Animal Control Officer did community outreach and enforcement to bring most of the dogs owed in the City into compliance with vaccinations and licensing.

**DEPARTMENTAL GOALS FOR FY 2016-2017**

- Continue to collect Animal Control Facility Impact Fees for all new development in the City.

**FY 2016-2017 RECOMMENDED BUDGET**

The Department's FY 2016-2017 Recommended Budget reflects no activity.

Revenues

Minimal activity is anticipated because the source of revenues for this fund is derived from the development of new housing.

Personnel

There are no personnel costs associated with this budget.

Services and Supplies

This budget reflects no expenditures.

Capital Projects and Fixed Assets

This budget reflects no expenditures.

**MAJOR POLICY CONSIDERATIONS**

There are no major policy considerations reflected in this budget.

City Of Gonzales

Month: 3/31/2016	Prior Year Actual	Current Year				(6) Recomended	(7) FY 2016/2017	(8) Adopted
		Original Budget	Amended Budget	Actual Thru March	Estimated Total			
Fund: 244 - Animal Control Facilities Miti								
Revenues								
Dept: 000								
5277.000 Public Facilities Impact Fees	172	200	200	0	0			
5958.000 Transfer from Fund 460	0	0	0	0	0			
Dept: 000	172	200	200	0	0	0	0	0
Total Revenues	172	200	200	0	0	0	0	0
Expenditures								
Dept: 000								
6210.000 Special Departmental Expenses	0	0	0	0	0			
6212.000 Maintenance Supplies	0	0	0	0	0			
6530.000 Capital Outlay-Improvements	0	0	0	0	0			
Dept: 000	0	0	0	0	0	0	0	0
Total Expenditures	0	0	0	0	0	0	0	0
Animal Control Facilities Miti	172	200	200	0	0	0	0	0

**Storm Drainage Facilities Impact Fee  
Budget Narrative for FY 2016-2017  
Budget Fund 245**

**DEPARTMENTAL MISSION**

This impact fund is administered to provide storm drainage facilities to meet the needs of planned growth in Gonzales in an efficient and effective manner. Storm drainage facilities must be aligned with adopted plans and approved goals.

**DEPARTMENTAL PROGRAMS**

This fund is used to improve the Storm Drainage Systems, necessary to accommodate growth of the City.

**ACCOMPLISHMENTS FOR FY 2015-2016**

- Collected approved Storm Drainage Facilities impact funds from development projects.
- Completed year two requirements for Municipal Storm Water Permit.

**DEPARTMENTAL GOALS FOR FY 2016-2017**

- Continue Storm Drainage Facilities Impact Funds collection.
- Complete year three of Phase II Municipal Storm Water Permit.
- Update impact fees to match new requirements.

**FY 2016-2017 RECOMMENDED BUDGET**

The Department's FY 2016-2017 Recommended Budget represents an increase of \$20,000 or 200% in expenditures, and no change in revenues, when compared to the FY 2015-2016 Approved Budget. As a result, the Requested Net Cost is increased by \$20,000.

*Estimated Fund Balance*

The year-end Fund Balance is estimated to be \$69,000 as of June 30, 2016, which is sufficient to cover the net cost.

*Revenues*

Revenues are anticipated from a few projects.

Personnel

There are no personnel costs reflected in this budget.

Services and Supplies

This budget reflects funds for the municipal stormwater planning.

Capital Projects/Fixed Assets

There are no capital projects/fixed assets reflected in this budget.

**MAJOR POLICY CONSIDERATIONS**

The storm drainage facilities impact fee report should be reviewed and updated as necessary. Consideration of developing stormwater drainage masterplans should be considered with all new development.

BUDGET WORKSHEET

City Of Gonzales

Month: 3/31/2016	Prior Year Actual	Current Year		Actual Thru March	Estimated Total	(6)	(7)	(8)
		Original Budget	Amended Budget			Recomended	FY 2016/2017	Adopted
Fund: 245 - Storm Drainage Facil Impact								
Revenues								
Dept: 000								
5279.000 Storm Drainage Impact Fees	131	10,000	10,000	1,782	10,000	10,000	10,000	
5515.000 Interest Income	290	300	300	134	300	300	300	
Dept: 000	421	10,300	10,300	1,916	10,300	10,300	10,300	0
Total Revenues	421	10,300	10,300	1,916	10,300	10,300	10,300	0
Expenditures								
Dept: 000								
6210.000 Special Departmental Expenses	0	0	0	0	0			
6235.000 Engineering and Surveying	4,630	8,000	25,000	22,541	26,089	25,000	25,000	
6245.000 Other Contractual Services	0	2,000	5,000	4,579	5,000	5,000	5,000	
Dept: 000	4,630	10,000	30,000	27,120	31,089	30,000	30,000	0
Total Expenditures	4,630	10,000	30,000	27,120	31,089	30,000	30,000	0
Storm Drainage Facil Impact	-4,209	300	-19,700	-25,204	-20,789	-19,700	-19,700	0

**Park Impact  
Budget Narrative for FY 2016-2017  
Budget Fund 250**

**DEPARTMENTAL MISSION**

This impact fund is administered to improve Gonzales' Park System to accommodate planned growth.

**DEPARTMENTAL PROGRAMS**

- This fund collects approved fee from development projects.
- This fund is used to finance park improvement projects required for planned growth.

**ACCOMPLISHMENTS FOR FY 2015-2016**

- Completed engineering for Centennial Park associated with the pool renovation.

**DEPARTMENTAL GOALS FOR FY 2016-2017**

- Ensure that future park improvements are adequately planned.
- Update the impact fee study to insure facilities are able to be provided as growth occurs.

**FY 2016-2017 RECOMMENDED BUDGET**

The Department's FY 2016-2017 recommended budget represents an overall decrease of (\$22,000) or (81%) in expenditures, and (\$10,000) or (66%) in revenues, when compared to the FY 2015-2016 Approved Budget. As a result, the requested net cost is decreased by (\$12,000).

*Estimated Fund Balance*

The year-end Fund Balance is estimated to be \$7,000 as of June 30, 2016.

*Revenues*

Revenues are derived from housing construction activity.

*Personnel*

There are no personnel costs reflected in this budget.



Services and Supplies

Budget reflects this fund's share of the cost to the impact fee study.

Capital Projects/Fixed Assets

The budget reflects no capital projects. If grants opportunities materialize to leverage a capital project in any of the parks, budget amendments will be brought to the Council.

**MAJOR POLICY CONSIDERATIONS**

Completing a "Park Master Plan" would be valuable to coordinate future parks and open space.

City Of Gonzales

Month: 3/31/2016	Prior Year Actual	Current Year				(6) Recommended	(7) FY 2016/2017	(8) Adopted
		Original Budget	Amended Budget	Actual Thru March	Estimated Total			
Fund: 250 - Park Impact Fund								
Revenues								
Dept: 000								
5274.000 Park Impact Fees	10,082	15,000	15,000	0	5,000	5,000	5,000	
5275.000 Signalization Fees	0	0	0	0	0			
5277.000 Public Facilities Impact Fees	0	0	0	0	0			
5510.000 Investment Income	0	0	0	0	0			
5515.000 Interest Income	114	100	100	68	100	100	100	
5521.000 Proceeds from Lease	0	0	0	0	0			
5820.000 Other Income - Misc Payments	0	0	0	0	0			
5826.000 Contributions	0	0	0	0	0			
Dept: 000	10,196	15,100	15,100	68	5,100	5,100	5,100	0
Total Revenues	10,196	15,100	15,100	68	5,100	5,100	5,100	0
Expenditures								
Dept: 000								
6210.000 Special Departmental Expenses	0	0	0	0	0			
6212.000 Maintenance Supplies	0	0	0	0	0			
6230.000 Legal and Accounting	0	0	0	0	0			
6235.000 Engineering and Surveying	3,410	2,000	35,000	51,150	51,150	5,000	5,000	
6245.000 Other Contractual Services	0	5,000	5,000	0	0			
6260.000 Advertising	0	0	0	0	0			
6275.000 Subscriptions and Training	0	0	0	0	0			
6530.000 Capital Outlay-Improvements	0	20,000	0	0	0			
6610.000 Interest Expense	0	0	0	0	0			
6620.000 Principal Reduction	0	0	0	0	0			
Dept: 000	3,410	27,000	40,000	51,150	51,150	5,000	5,000	0
Total Expenditures	3,410	27,000	40,000	51,150	51,150	5,000	5,000	0
Park Impact Fund	6,786	-11,900	-24,900	-51,082	-46,050	100	100	0

**Signalization Fund  
Budget Narrative for FY 2016-2017  
Budget Fund 260**

**DEPARTMENTAL MISSION**

This impact fund is administered to provide needed traffic signalization required for growth in an efficient and effective manner. This fund was set up to fund the future installation of traffic signals on Fifth Street at US 101 and Herold Parkway.

**DEPARTMENTAL PROGRAMS**

- This budget collects approved fees to fund signalization.
- This budget fund plans for traffic signalization.

**ACCOMPLISHMENTS FOR FY 2015-2016**

- Maintained the funds for the future installation of the traffic signals.
- Completed phase one of the roundabout study for traffic improvements at US 101 and Fifth St.

**DEPARTMENTAL GOALS FOR FY 2016-2017**

- Continue to collect fair share of improvement costs for traffic signals on Fifth Street from development.
- Continue discussions with, and obtain approval from Caltrans on the traffic signal for Fifth Street and US 101 or other studies needed to improve traffic flow at these intersections.

**FY 2016-2017 RECOMMENDED BUDGET**

The Fund's FY 2016-2017 Recommended Budget represents similar expenditures, and no change in revenues when compared to the FY 2015-2016 Approved Budget. As a result, the Requested Net Cost is the same.

*Estimated Fund Balance*

The year-end Fund Balance is estimated to be \$350,000 as of June 30, 2016, which is sufficient to cover the Fund's Net Cost.

*Revenues*

Revenues reflected in the budget are interest earnings.

Personnel

There are no personnel costs reflected in this budget.

Services and Supplies

This area includes planning and engineering funds to pay for projects to improve the Fifth Street Bridge, and the Herold Parkway Fifth Street Intersection.

Capital Projects/Fixed Assets

There are no capital projects/fixed assets reflected in this budget.

**MAJOR POLICY CONSIDERATIONS**

Traffic will increase on Fifth Street with the construction of the proposed new school or the approved residential development south of the California Breeze subdivision. These developments will necessitate improvements in traffic flow due to heavily impacted congested intersections. Additional right-of-ways and cost improvement contributions from the development community, will be required to complete these improvements. These funds will be used to participate in those projects with the developers once initiated.

BUDGET WORKSHEET

City Of Gonzales

Month: 3/31/2016	Prior Year Actual	Current Year			Estimated Total	(6) Recomended	(7) FY 2016/2017	(8) Adopted
		Original Budget	Amended Budget	Actual Thru March				
Fund: 260 - Signalization Impact								
Revenues								
Dept: 000								
5275.000 Signalization Fees	0	0	0	0	0			
5515.000 Interest Income	1,015	1,000	1,000	560	1,000	1,000	1,000	
Dept: 000	1,015	1,000	1,000	560	1,000	1,000	1,000	0
Total Revenues	1,015	1,000	1,000	560	1,000	1,000	1,000	0
Expenditures								
Dept: 000								
6210.000 Special Departmental Expenses	0	0	0	0	0			
6235.000 Engineering and Surveying	3,575	80,000	80,000	43,303	80,000	80,000	80,000	
6245.000 Other Contractual Services	0	0	0	0	0			
6530.000 Capital Outlay-Improvements	0	0	0	0	0			
Dept: 000	3,575	80,000	80,000	43,303	80,000	80,000	80,000	0
Total Expenditures	3,575	80,000	80,000	43,303	80,000	80,000	80,000	0
Signalization Impact	-2,560	-79,000	-79,000	-42,743	-79,000	-79,000	-79,000	0

**California Breeze Parks and Open Space  
Maintenance Assessment Districts  
Phase I, II, & III  
Budget Narrative for FY 2016-2017  
Budget Fund 270**

**DEPARTMENTAL MISSION**

These Assessment Districts are administered to provide maintenance for parks and open space areas in the California Breeze Subdivision.

**DEPARTMENTAL PROGRAMS**

- Maintain Meyer Park.
- Maintain street landscaping in the California Breeze Subdivision.
- Maintain drainage pond.

**ACCOMPLISHMENTS FOR FY 2015-2016**

- Maintained Meyer Park including the restroom building.
- Maintained street landscaping in the California Breeze Subdivision.
- Maintained drainage pond.
- Developed a contract for landscape maintenance for many parts of Gonzales including all of the California Breeze Subdivision.

**DEPARTMENTAL GOALS FOR FY 2016-2017**

- Improve the maintenance of Meyer Park so it can be used in the most efficient manner possible.
- Monitor contract landscaping maintenance.

**FY 2016-2017 RECOMMENDED BUDGET**

The Department's FY 2016-2017 Recommended Budget represents an overall decrease of (\$2,155) or (2.3%) in expenditures, and no change in revenues, when compared to the FY 2015-2016 Approved Budget. As a result, the Requested Net Cost is decreased by (\$2,155).

Estimated Fund Balance

The year-end Fund Balance is estimated to be \$156,000 as of June 30, 2016.

Revenues

Revenues are estimated to be the same.

Personnel

This fund's budget compensates the public works department for time spent maintaining areas of the California Breeze Subdivision.

Services and Supplies

This category reflects the necessary items to provide required maintenance to the district's facilities. In addition, it reflects a landscape maintenance contract and a share of the cost of a park improvement study.

Capital Projects/Fixed Assets

The Budget does not reflect an appropriation for improvements at this time.

**MAJOR POLICY CONSIDERATIONS**

Meyer Park restrooms may need replacement. At some time, this should be accomplished. Lighting the fields may be considered in the future.

The property tax assessments generated by these districts, are intended to minimize the maintenance financial obligations generated by the development of this subdivision on the City's General Fund.

City Of Gonzales

Month: 3/31/2016	Prior Year Actual	Current Year			Estimated Total	(6) Recomended	(7) FY 2016/2017	(8) Adopted
		Original Budget	Amended Budget	Actual Thru March				
Fund: 270 - CA Breeze Park Maintenance								
Revenues								
Dept: 000								
5110.000 Property Taxes-Secured	77,723	78,000	78,000	39,542	78,000	78,000	78,000	
5120.000 Property Taxes-Unsecured	0	0	0	0	0			
5130.000 Property Taxes-Prior Year	618	1,000	1,000	145	1,000	1,000	1,000	
5140.000 Property Taxes-Supplemental	0	0	0	0	0			
5515.000 Interest Income	282	140	140	114	140	140	140	
Dept: 000	78,623	79,140	79,140	39,801	79,140	79,140	79,140	0
Total Revenues	78,623	79,140	79,140	39,801	79,140	79,140	79,140	0
Expenditures								
Dept: 000								
6110.000 Salaries-Regular Pay	25,155	27,080	27,080	19,466	27,000	27,765	27,765	
6111.000 Salaries-Overtime Pay	3,129	500	500	1,209	1,210	400	400	
6112.000 Salaries-Extra Help	0	0	0	0	0			
6113.000 Salaries-Differentials	1,400	0	0	613	0	840	840	
6131.000 Deferred Compensation Expense	231	231	231	178	230	300	240	
6132.000 Retirement - PERS	4,544	5,200	5,200	1,957	4,500	4,530	4,530	
6140.000 Life and Disability Insurance	250	444	444	227	440	390	390	
6150.000 Workers Comp Insurance	0	333	333	333	333	278	278	
6160.000 Social Security	2,229	2,110	2,110	1,590	2,100	1,840	1,840	
6170.000 Health and Dental Insurance	5,609	6,480	6,480	5,214	6,480	5,940	5,940	
6210.000 Special Departmental Expenses	230	0	0	287	300			
6211.000 Office Supplies	0	0	0	0	0			
6212.000 Maintenance Supplies	837	5,000	5,000	136	5,000	5,000	5,000	
6220.000 Telephone	0	100	100	0	100	100	100	
6225.000 Utilities	8,513	10,000	10,000	3,779	10,000	10,000	10,000	
6226.000 Utilities-Water	0	0	0	0	0			
6230.000 Legal and Accounting	735	500	500	105	500	500	500	
6235.000 Engineering and Surveying	3,631	15,000	15,000	1,292	15,000	15,000	15,000	
6245.000 Other Contractual Services	3,662	10,000	10,000	0	10,000	10,000	10,000	
6260.000 Advertising	0	500	500	556	556	500	500	
6542.000 Equipment-Vehicles	0	2,000	2,000	0	0			
6900.000 Transfers to General Fund	3,800	5,000	5,000	2,500	5,000	5,000	5,000	
Dept: 000	63,955	90,478	90,478	39,442	88,749	88,383	88,323	0
Total Expenditures	63,955	90,478	90,478	39,442	88,749	88,383	88,323	0
CA Breeze Park Maintenance	14,668	-11,338	-11,338	359	-9,609	-9,243	-9,183	0



**California Breeze Benefit Assessment Districts  
Budget Narrative for FY 2016-2017  
Budget Funds 280, 290, and 300**

**DEPARTMENTAL MISSION**

These Assessment Districts are administered to provide safe and effective public improvements in the California Breeze subdivision. The streets, street lights, drainage pond, and storm drains will be maintained for the benefit of the residents and guests of the subdivision in the most efficient manner possible.

**DEPARTMENTAL PROGRAMS**

- Maintain street lighting, sweeping, striping, and signage in the California Breeze Subdivision.
- Maintain the Storm Drainage System in the California Breeze Subdivision.

**ACCOMPLISHMENTS FOR FY 2015-2016**

- Maintained street lights.
- Maintained street sweeping in the California Breeze Subdivision.
- Maintained the Storm Drainage System in the California Breeze Subdivision.

**DEPARTMENTAL GOALS FOR FY 2016-2017**

- Maintain streets of the California Breeze Subdivision in the most efficient and effective manner within the approved budget.
- Repair and stripe streets as needed.
- Maintain Street Sweeping Program.

**FY 2016-2017 RECOMMENDED BUDGET**

*FUND 280 - California Breeze Phase I*

The Department's FY 2016-2017 Recommended Budget represents an overall increase of \$40 or (.1%) in expenditures, and no change in revenues, when compared to the FY 2015-2016 Approved Budget. As a result, the Requested Net Cost is increased by \$40.

*FUND 290 - California Breeze Phase II*

The Department's FY 2016-2017 Recommended Budget represents an overall decrease of (\$21,024) or (37%) in expenditures, and an increase of \$1,150 or 5% in revenues, when compared to the FY 2015-2016 Approved Budget. As a result, the Requested Net Cost is decreased by (\$22,174).

FUND 300 - California Breeze Phase III

The Department's FY 2016-2017 Recommended Budget represents an overall increase of \$60 or .1% in expenditures, and no change in revenues, when compared to the FY 2015-2016 Approved Budget. As a result, the Requested Net Cost is increased by \$60.

Estimated Fund Balance

The year-end Fund Balances are estimated to be \$29,000 for Fund 280; and \$90,000 for Fund 300 as of June 30, 2016, which are sufficient to offset the net cost when applicable.

Revenues

Revenues, which are special assessments, have essentially remained constant.

Personnel

These budgets pay for public works department staff that maintains the districts' assets.

Services and Supplies

These budgets pay for street sweeping and maintenance supplies required to provide the best public streets and drainage, to meet the needs of area residents and guests. In addition, it reflects:

- Clearing and dredging the percolation pond;
- This fund's share of the stormwater plan;
- A proactive street sign replacement program; and
- The development of a master street maintenance plan.

Capital Projects/Fixed Assets

There is no capital outlay reflected in these budgets.

**MAJOR POLICY CONSIDERATIONS**

The property tax assessments generated by these three districts, are intended to minimize the maintenance financial obligations generated by the development of this subdivision on the City's General Fund.

City Of Gonzales

Month: 3/31/2016	Prior Year Actual	Current Year				(6) Recomended	(7) FY 2016/2017	(8) Adopted
		Original Budget	Amended Budget	Actual Thru March	Estimated Total			
Fund: 280 - CA Breeze Maintenance #1								
Revenues								
Dept: 000								
5110.000 Property Taxes-Secured	15,361	15,400	15,400	7,428	15,400	15,400	15,400	
5130.000 Property Taxes-Prior Year	114	110	110	0	110	110	110	
5515.000 Interest Income	79	50	50	0	50	50	50	
Dept: 000	15,554	15,560	15,560	7,428	15,560	15,560	15,560	0
Total Revenues	15,554	15,560	15,560	7,428	15,560	15,560	15,560	0
Expenditures								
Dept: 000								
6110.000 Salaries-Regular Pay	0	2,075	2,075	0	2,075	2,075	2,075	
6111.000 Salaries-Overtime Pay	0	20	20	0	0	20	20	
6112.000 Salaries-Extra Help	0	0	0	0	0			
6113.000 Salaries-Differentials	0	0	0	0	0			
6132.000 Retirement - PERS	373	395	395	161	200	485	395	
6140.000 Life and Disability Insurance	20	35	35	19	35	35	35	
6150.000 Workers Comp Insurance	22	22	22	22	22	22	22	
6160.000 Social Security	0	160	160	0	160	160	160	
6170.000 Health and Dental Insurance	194	435	435	181	435	435	475	
6210.000 Special Departmental Expenses	0	0	0	0	0			
6212.000 Maintenance Supplies	56	5,000	5,000	0	5,000	5,000	5,000	
6213.000 Oils and Lubricants	322	500	500	1	500	500	500	
6225.000 Utilities	5,127	5,500	5,500	3,932	5,500	5,500	5,500	
6230.000 Legal and Accounting	142	590	590	35	590	590	590	
6235.000 Engineering and Surveying	2,040	10,000	10,000	0	10,000	10,000	10,000	
6245.000 Other Contractual Services	1,887	2,500	2,500	0	2,500	2,500	2,500	
6248.000 Street Sweeping	5,498	4,000	4,000	5,340	6,078	4,000	4,000	
6260.000 Advertising	0	150	150	107	150	150	150	
6530.000 Capital Outlay-Improvements	0	0	0	0	0			
6900.000 Transfers to General Fund	400	5,000	5,000	2,500	5,000	5,000	5,000	
Dept: 000	16,081	36,382	36,382	12,298	38,245	36,472	36,422	0
Total Expenditures	16,081	36,382	36,382	12,298	38,245	36,472	36,422	0
CA Breeze Maintenance #1	-527	-20,822	-20,822	-4,870	-22,685	-20,912	-20,862	0

City Of Gonzales

Month: 3/31/2016	Prior Year Actual	Current Year				(6) Recomended	(7) FY 2016/2017	(8) Adopted
		Original Budget	Amended Budget	Actual Thru March	Estimated Total			
Fund: 290 - CA Breeze Maintenance #2								
Revenues								
Dept: 000								
5110.000 Property Taxes-Secured	24,129	25,000	25,000	12,017	25,000	25,000	26,000	
5120.000 Property Taxes-Unsecured	0	0	0	0	0			
5130.000 Property Taxes-Prior Year	0	0	150	118	150	150	150	
5140.000 Property Taxes-Supplemental	0	0	0	0	0			
5515.000 Interest Income	84	50	50	0	50	50	50	
Dept: 000	24,213	25,050	25,200	12,135	25,200	25,200	26,200	0
Total Revenues	24,213	25,050	25,200	12,135	25,200	25,200	26,200	0
Expenditures								
Dept: 000								
6110.000 Salaries-Regular Pay	0	3,630	3,630	0	3,630	3,630	3,630	
6111.000 Salaries-Overtime Pay	0	35	35	0	35	35	35	
6112.000 Salaries-Extra Help	0	0	0	0	0			
6113.000 Salaries-Differentials	0	0	0	0	0			
6132.000 Retirement - PERS	653	691	691	282	691	690	690	
6140.000 Life and Disability Insurance	35	65	65	33	65	65	65	
6150.000 Workers Comp Insurance	40	40	40	40	40	40	40	
6160.000 Social Security	0	280	280	0	280	280	280	
6170.000 Health and Dental Insurance	339	755	755	316	755	755	832	
6210.000 Special Departmental Expenses	0	0	0	0	0			
6212.000 Maintenance Supplies	56	8,000	8,000	0	8,000	8,000	1,000	
6213.000 Oils and Lubricants	322	500	500	1	500	500	300	
6225.000 Utilities	4,555	5,000	5,000	3,564	5,000	5,000	5,000	
6230.000 Legal and Accounting	142	800	800	35	800	800	400	
6235.000 Engineering and Surveying	2,040	15,000	15,000	0	15,000	15,000	2,000	
6245.000 Other Contractual Services	1,887	2,500	28,000	27,065	28,000	28,000	2,000	
6248.000 Street Sweeping	5,498	4,000	4,000	5,340	6,078	4,000	4,000	
6260.000 Advertising	0	150	150	107	150	150	150	
6530.000 Capital Outlay-Improvements	0	0	0	0	0			
6900.000 Transfers to General Fund	4,900	5,000	5,000	2,500	5,000	5,000	5,000	
6927.000 Transfer to Street Fund [130]	9,700	9,700	9,700	4,850	9,700	9,700	9,700	
Dept: 000	30,167	56,146	81,646	44,133	83,724	81,645	35,122	0
Total Expenditures	30,167	56,146	81,646	44,133	83,724	81,645	35,122	0
CA Breeze Maintenance #2	-5,954	-31,096	-56,446	-31,998	-58,524	-56,445	-8,922	0

City Of Gonzales

Month: 3/31/2016	Prior Year Actual	Current Year				(6) Recommended	(7) FY 2016/2017	(8) Adopted
		Original Budget	Amended Budget	Actual Thru March	Estimated Total			
Fund: 300 - CA Breeze Maintenance #3								
Revenues								
Dept: 000								
5110.000 Property Taxes-Secured	26,570	27,000	27,000	13,929	27,000	27,000	27,000	
5120.000 Property Taxes-Unsecured	0	0	0	0	0			
5130.000 Property Taxes-Prior Year	414	450	450	0	450	450	450	
5140.000 Property Taxes-Supplemental	0	0	0	0	0			
5515.000 Interest Income	276	20	20	30	30	20	20	
Dept: 000	27,260	27,470	27,470	13,959	27,480	27,470	27,470	0
Total Revenues	27,260	27,470	27,470	13,959	27,480	27,470	27,470	0
Expenditures								
Dept: 000								
6110.000 Salaries-Regular Pay	0	3,110	3,110	0	3,110	3,110	3,110	
6111.000 Salaries-Overtime Pay	0	30	30	0	30	30	30	
6112.000 Salaries-Extra Help	0	0	0	0	0			
6113.000 Salaries-Differentials	0	0	0	0	0			
6132.000 Retirement - PERS	560	595	595	242	595	680	592	
6140.000 Life and Disability Insurance	30	55	55	28	55	55	55	
6150.000 Workers Comp Insurance	35	35	35	35	35	35	35	
6160.000 Social Security	0	240	240	0	240	275	240	
6170.000 Health and Dental Insurance	291	650	650	271	650	650	713	
6210.000 Special Departmental Expenses	101	0	0	0	0			
6212.000 Maintenance Supplies	56	8,000	8,000	0	8,000	8,000	8,000	
6213.000 Oils and Lubricants	322	500	500	1	500	500	500	
6220.000 Telephone	0	0	0	0	0			
6225.000 Utilities	4,555	5,000	5,000	3,564	5,000	5,000	5,000	
6230.000 Legal and Accounting	142	800	800	35	800	800	800	
6235.000 Engineering and Surveying	1,936	15,000	15,000	0	15,000	15,000	15,000	
6245.000 Other Contractual Services	1,887	2,500	2,500	0	2,500	2,500	2,500	
6248.000 Street Sweeping	5,498	4,000	4,000	5,340	6,078	4,000	4,000	
6260.000 Advertising	0	150	150	107	150	150	150	
6530.000 Capital Outlay-Improvements	0	0	0	0	0			
6542.000 Equipment-Vehicles	0	0	0	0	0			
6900.000 Transfers to General Fund	900	5,000	5,000	2,500	5,000	5,000	5,000	
6927.000 Transfer to Street Fund [130]	13,100	13,100	13,100	6,550	13,100	13,100	13,100	
Dept: 000	29,413	58,765	58,765	18,673	60,843	58,885	58,825	0
Total Expenditures	29,413	58,765	58,765	18,673	60,843	58,885	58,825	0
CA Breeze Maintenance #3	-2,153	-31,295	-31,295	-4,714	-33,363	-31,415	-31,355	0

**Canyon Creek Parks & Open Space  
Maintenance Assessment Districts  
Phase I, II, & III  
Budget Narrative for FY 2016-2017  
Budget Fund 302**

**DEPARTMENTAL MISSION**

These assessment districts are administered to provide maintenance for parks and open space areas in the canyon creek subdivision.

**DEPARTMENTAL PROGRAMS**

- Maintain canyon creek and tot lot parks.
- Maintain street landscaping in the canyon creek subdivision.
- Maintain drainage pond.
- Manage slough clearing to maximize use of the canyon creek park.

**ACCOMPLISHMENTS FOR FY 2015-2016**

- Maintained canyon creek parks within budget.
- Maintained street landscaping in the canyon creek subdivision.
- Maintained drainage pond.
- Cleared the slough to prevent flooding of the park in regular rain events.
- Contracted landscape maintenance.

**DEPARTMENTAL GOALS FOR FY 2016-2017**

- Continue to maintain canyon creek parks so they can be used in the most efficient manner possible.
- Monitor contract landscaping maintenance contract.
- Continue to maintain drainage through the canyon creek park area through coordinated efforts with adjacent property owners.

**FY 2016-2017 RECOMMENDED BUDGET**

The Department's FY 2016-2017 Recommended Budget represents an overall decrease of (\$29,874) or (29%) in expenditures, no change in revenues, when compared to the FY 2015-2016 Approved Budget. As a result, the Requested Net Cost is decreased by (\$29,874).

### Estimated Fund Balance

The year-end fund balance for this fund is estimated to be \$318,000 as of June 30, 2016.

### Revenues

Revenues, special assessments, have essentially remained constant except for the cost of living increase.

### Personnel

This fund's budget compensates the public works department for time spent maintaining areas of the canyon creek subdivision.

### Services and Supplies

This category reflects the necessary items to provide required maintenance to the district's facilities.

Included in this area are:

- A landscape contract.
- This budget's share of a study of when and how to develop the remaining parkland.

### Capital Projects/Fixed Assets

Reflected in this budget is solar lights for the parks.

## **MAJOR POLICY CONSIDERATIONS**

The property tax assessments generated by these districts, are intended to minimize the maintenance financial obligations generated by the development of this subdivision on the City's General Fund.

City Of Gonzales

Month: 3/31/2016	Prior Year Actual	Current Year		Actual Thru March	Estimated Total	(6) Recommended	(7) FY 2016/2017	(8) Adopted
		Original Budget	Amended Budget					
Fund: 302 - Canyon Creek Park & Park Maint								
Revenues								
Dept: 000								
5110.000 Property Taxes-Secured	94,110	95,000	95,000	48,979	95,147	95,000	95,000	
5130.000 Property Taxes-Prior Year	0	200	200	212	672	200	200	
5515.000 Interest Income	614	400	400	308	400	400	400	
Dept: 000	94,724	95,600	95,600	49,499	96,219	95,600	95,600	0
Total Revenues	94,724	95,600	95,600	49,499	96,219	95,600	95,600	0
Expenditures								
Dept: 000								
6110.000 Salaries-Regular Pay	19,582	23,252	23,252	15,145	23,252	23,252	2,990	
6111.000 Salaries-Overtime Pay	3,129	500	500	1,209	1,210	500	500	
6112.000 Salaries-Extra Help	0	0	0	0	0			
6113.000 Salaries-Differentials	4,183	1,050	1,050	2,773	2,775	2,700	2,700	
6114.000 Workers Compensation Payment	0	0	0	0	0			
6131.000 Deferred Compensation Expense	115	116	116	89	116	116	120	
6132.000 Retirement - PERS	4,043	4,677	4,677	1,741	4,670	4,670	563	
6140.000 Life and Disability Insurance	222	410	410	202	410	400	51	
6150.000 Workers Comp Insurance	310	310	310	310	310	310	30	
6160.000 Social Security	2,011	1,897	1,897	1,424	1,890	1,900	230	
6170.000 Health and Dental Insurance	5,385	5,940	5,940	5,004	5,940	5,940	594	
6210.000 Special Departmental Expenses	42	0	0	253	253			
6212.000 Maintenance Supplies	1,090	5,000	5,000	63	5,000	5,000	5,000	
6220.000 Telephone	0	100	100	0	100	100	100	
6225.000 Utilities	2,137	2,400	2,400	584	2,400	2,400	2,400	
6230.000 Legal and Accounting	693	1,000	1,000	105	1,000	1,000	1,000	
6235.000 Engineering and Surveying	1,763	5,000	5,000	1,563	5,000	5,000	5,000	
6245.000 Other Contractual Services	7,221	30,000	30,000	11,680	30,000	30,000	30,000	
6248.000 Street Sweeping	0	0	0	0	0			
6260.000 Advertising	0	0	500	620	620	500	500	
6530.000 Capital Outlay-Improvements	0	20,000	20,000	0	20,000	20,000	20,000	
6542.000 Equipment-Vehicles	0	2,000	2,000	0	2,000	2,000	2,000	
6900.000 Transfers to General Fund	0	0	0	0	0			
Dept: 000	51,926	103,652	104,152	42,765	106,946	105,788	73,778	0
Total Expenditures	51,926	103,652	104,152	42,765	106,946	105,788	73,778	0
Canyon Creek Park & Park Maint	42,798	-8,052	-8,552	6,734	-10,727	-10,188	21,822	0



**Canyon Creek Benefit Assessment Districts  
Phase I, II, & III  
Budget Narrative for FY 2016-2017  
Budget Funds 304, 306, and 308**

**DEPARTMENTAL MISSION**

These Assessment Districts are administered to provide safe and effective public improvements in the Canyon Creek subdivision. The streets, street lights, drainage pond, and storm drains will be maintained for the benefit of the residents and guests of the subdivision in the most efficient manner possible.

**DEPARTMENTAL PROGRAMS**

- Maintain street lighting, sweeping, striping, and signage in the Canyon Creek subdivision.
- Maintain the Storm Drainage System in the Canyon Creek Subdivision.

**ACCOMPLISHMENTS FOR FY 2015-2016**

- Maintained street lights.
- Maintained street sweeping in the Canyon Creek Subdivision.
- Maintain the Storm Drainage System in the Canyon Creek Subdivision.

**DEPARTMENTAL GOALS FOR FY 2016-2017**

- Maintain streets of the Canyon Creek subdivision in the most efficient and effective manner within the approved budget.
- Provide graffiti abatement within 24 hours of notification.
- Improve street signage.
- Maintain Street Sweeping Program.

**FY 2016-2017 RECOMMENDED BUDGET**

*FUND 304 - Canyon Creek Phase I*

The Department's FY 2016-2017 Recommended Budget represents an increase of \$30 or .06% in expenditures, and no change in revenues, when compared to the FY 2015-2016 Approved Budget. As a result, the Requested Net Cost is increased by \$30.

*FUND 306 - Canyon Creek Phase II*

The Department's FY 2016-2017 Recommended Budget represents an overall increase of \$31 or .04% in expenditures, and no change in revenues, when compared to the FY 2015-2016 Approved Budget. As a result, the Requested Net Cost is increased by \$31.

### FUND 308 - Canyon Creek Phase III

The Department's FY 2015-2016 Recommended Budget represents an overall increase of \$55 or .08% in expenditures, and no change in revenues, when compared to the FY 2015-2016 Approved Budget. As a result, the Requested Net Cost is increased by \$55.

#### Estimated Fund Balance

The year-end Fund Balances are estimated to be \$170,000 for Fund 304; \$104,000 for Fund 306; and \$161,000 for Fund 308 as of June 30, 2016.

#### Revenues

Revenues, which are special assessments, have essentially been kept the same plus the annual cost of living adjustment.

#### Personnel

These budgets pay for public works staff that maintains the district's assets.

#### Services and Supplies

These budgets pay for street sweeping and maintenance supplies required to provide public streets and drainage, to meet the needs of area residents and guests. Replacement street signs are also included in this area. In addition, these budgets include:

- The clearing of the slough; and
- These budgets' share of the stormwater plan and street maintenance master plan.

#### Capital Projects/Fixed Assets

No capital outlay is included in these budgets.

### **MAJOR POLICY CONSIDERATIONS**

The property tax assessments generated by these three districts, are intended to minimize the maintenance financial obligations generated by the development of this subdivision on the City's general fund.

City Of Gonzales

Month: 3/31/2016	Prior Year Actual	Current Year		Actual Thru March	Estimated Total	(6) Recomendded	(7) FY 2016/2017	(8) Adopted
		Original Budget	Amended Budget					
Fund: 304 - Canyon Creek Maintenance #1								
Revenues								
Dept: 000								
5110.000 Property Taxes-Secured	32,380	34,000	34,000	16,574	34,000	34,000	34,000	
5130.000 Property Taxes-Prior Year	0	0	0	244	511			
5515.000 Interest Income	381	100	100	45	100	100	100	
Dept: 000	32,761	34,100	34,100	16,863	34,611	34,100	34,100	0
Total Revenues	32,761	34,100	34,100	16,863	34,611	34,100	34,100	0
Expenditures								
Dept: 000								
6110.000 Salaries-Regular Pay	0	1,555	1,555	0	0	1,555	1,555	
6111.000 Salaries-Overtime Pay	0	15	15	0	0	20	15	
6112.000 Salaries-Extra Help	0	0	0	0	0			
6113.000 Salaries-Differentials	0	0	0	0	0			
6132.000 Retirement - PERS	280	300	300	121	0	300	300	
6140.000 Life and Disability Insurance	15	30	30	14	0	30	30	
6150.000 Workers Comp Insurance	20	20	20	20	20	20	20	
6160.000 Social Security	0	120	120	0	0	120	120	
6170.000 Health and Dental Insurance	145	325	325	135	0	325	355	
6210.000 Special Departmental Expenses	0	0	0	0	0			
6212.000 Maintenance Supplies	0	10,000	10,000	0	10,000	10,000	10,000	
6213.000 Oils and Lubricants	322	500	500	0	500	500	500	
6225.000 Utilities	2,463	3,000	3,000	1,930	3,000	3,000	3,000	
6230.000 Legal and Accounting	170	500	500	35	500	500	500	
6235.000 Engineering and Surveying	1,867	500	500	0	500	500	500	
6245.000 Other Contractual Services	3,689	10,200	10,200	667	10,200	10,200	10,200	
6248.000 Street Sweeping	5,498	4,000	4,000	5,341	6,079	4,000	4,000	
6260.000 Advertising	0	100	100	101	101	100	100	
6530.000 Capital Outlay-Improvements	0	0	0	0	0			
6900.000 Transfers to General Fund	4,400	5,000	5,000	2,500	5,000	5,000	5,000	
6927.000 Transfer to Street Fund [130]	9,400	9,400	9,400	4,700	9,400	9,400	9,400	
Dept: 000	28,269	45,565	45,565	15,564	45,300	45,570	45,595	0
Total Expenditures	28,269	45,565	45,565	15,564	45,300	45,570	45,595	0
Canyon Creek Maintenance #1	4,492	-11,465	-11,465	1,299	-10,689	-11,470	-11,495	0

City Of Gonzales

Month: 3/31/2016	Prior Year Actual	Current Year				(6) Recomended	(7) FY 2016/2017	(8) Adopted
		Original Budget	Amended Budget	Actual Thru March	Estimated Total			
Fund: 306 - Canyon Creek Maintenance #2								
Revenues								
Dept: 000								
5110.000 Property Taxes-Secured	32,027	32,400	32,400	15,136	32,400	32,400	32,400	
5130.000 Property Taxes-Prior Year	0	200	200	0	261	200	200	
5515.000 Interest Income	284	100	100	61	100	100	100	
5821.000 Other income - Reimbursements	0	0	0	0	0			
Dept: 000	32,311	32,700	32,700	15,197	32,761	32,700	32,700	0
Total Revenues	32,311	32,700	32,700	15,197	32,761	32,700	32,700	0
Expenditures								
Dept: 000								
6110.000 Salaries-Regular Pay	0	1,555	1,555	0	0	1,555	1,555	
6111.000 Salaries-Overtime Pay	0	15	15	0	0	20	15	
6112.000 Salaries-Extra Help	0	0	0	0	0			
6113.000 Salaries-Differentials	0	0	0	0	0			
6132.000 Retirement - PERS	276	300	300	121	0	300	300	
6140.000 Life and Disability Insurance	15	30	30	14	0	30	30	
6150.000 Workers Comp Insurance	20	20	20	20	0	20	20	
6160.000 Social Security	0	120	120	0	0	120	120	
6170.000 Health and Dental Insurance	145	325	325	135	0	325	356	
6210.000 Special Departmental Expenses	0	0	0	0	0			
6212.000 Maintenance Supplies	0	10,000	10,000	0	10,000	10,000	10,000	
6213.000 Oils and Lubricants	322	500	500	0	500	500	500	
6225.000 Utilities	2,463	3,000	3,000	1,930	3,000	3,000	3,000	
6230.000 Legal and Accounting	170	500	500	35	500	500	500	
6235.000 Engineering and Surveying	1,763	10,500	10,500	0	10,500	10,500	10,500	
6245.000 Other Contractual Services	3,773	30,000	30,000	667	30,000	30,000	30,000	
6248.000 Street Sweeping	5,498	4,000	4,000	5,341	6,079	4,000	4,000	
6260.000 Advertising	0	150	150	101	150	150	150	
6530.000 Capital Outlay-Improvements	0	0	0	0	0			
6900.000 Transfers to General Fund	3,900	5,000	5,000	2,500	5,000	5,000	5,000	
6927.000 Transfer to Street Fund [130]	9,400	9,400	9,400	4,700	9,400	9,400	9,400	
Dept: 000	27,745	75,415	75,415	15,564	75,129	75,420	75,446	0
Total Expenditures	27,745	75,415	75,415	15,564	75,129	75,420	75,446	0
Canyon Creek Maintenance #2	4,566	-42,715	-42,715	-367	-42,368	-42,720	-42,746	0

City Of Gonzales

Month: 3/31/2016	Prior Year Actual	Current Year		Actual Thru March	Estimated Total	(6) Recommended	(7) FY 2016/2017	(8) Adopted
		Original Budget	Amended Budget					
Fund: 308 - Canyon Creek Maintenance #3								
Revenues								
Dept: 000								
5110.000 Property Taxes-Secured	42,323	43,000	43,000	22,540	43,629	43,000	43,000	
5130.000 Property Taxes-Prior Year	0	0	0	0	0			
5515.000 Interest Income	326	100	100	106	106	100	100	
5821.000 Other Income - Reimbursements	0	0	0	0	0			
Dept: 000	42,649	43,100	43,100	22,646	43,735	43,100	43,100	0
Total Revenues	42,649	43,100	43,100	22,646	43,735	43,100	43,100	0
Expenditures								
Dept: 000								
6110.000 Salaries-Regular Pay	0	2,590	2,590	0	0	2,590	2,590	
6111.000 Salaries-Overtime Pay	0	25	25	0	0	25	25	
6113.000 Salaries-Differentials	0	0	0	0	0			
6132.000 Retirement - PERS	467	495	495	201	0	495	495	
6140.000 Life and Disability Insurance	25	45	45	23	0	45	45	
6150.000 Workers Comp Insurance	30	30	30	30	0	30	30	
6160.000 Social Security	0	200	200	0	0	200	200	
6170.000 Health and Dental Insurance	242	540	540	226	0	540	595	
6210.000 Special Departmental Expenses	0	0	0	0	0			
6212.000 Maintenance Supplies	0	100	100	0	100	100	100	
6225.000 Utilities	2,463	3,000	3,000	1,930	3,000	3,000	3,000	
6230.000 Legal and Accounting	170	500	500	35	500	500	500	
6235.000 Engineering and Surveying	1,901	10,000	10,000	0	10,000	10,000	10,000	
6245.000 Other Contractual Services	3,773	30,000	30,000	667	30,000	30,000	30,000	
6248.000 Street Sweeping	5,496	4,000	4,000	5,238	5,931	4,000	4,000	
6260.000 Advertising	0	150	150	101	150	150	150	
6530.000 Capital Outlay-Improvements	0	0	0	0	0			
6900.000 Transfers to General Fund	3,600	5,000	5,000	2,500	5,000	5,000	5,000	
6927.000 Transfer to Street Fund [130]	11,200	11,200	11,200	5,600	11,200	11,200	11,200	
Dept: 000	29,367	67,875	67,875	16,551	65,881	67,875	67,930	0
Total Expenditures	29,367	67,875	67,875	16,551	65,881	67,875	67,930	0
Canyon Creek Maintenance #3	13,282	-24,775	-24,775	6,095	-22,146	-24,775	-24,830	0

**Cipriani Estates Parks & Open Space Maintenance  
Assessment District  
Budget Narrative for FY 2016-2017  
Budget Fund 310**

**FUND MISSION**

This assessment district is administered to provide maintenance for parks and open space areas in the Cipriani Estates Subdivision.

**DEPARTMENTAL PROGRAMS**

- Maintain Venice Way Park.
- Maintain street landscaping in the Cipriani Estates Subdivision.

**ACCOMPLISHMENTS FOR FY 2015-2016**

- Maintained Venice Way Park
- Managed Street Sweeping Program

**DEPARTMENTAL GOALS FOR FY 2016-2017**

- Continue to maintain Venice Way Park so it can be used in the most efficient manner possible.
- Use a landscaping maintenance contract to improve area.
- Add shade structure and improve signage for Park.
- Add solar lighting to the park.

**FY 2016-2017 RECOMMENDED BUDGET**

The Department's FY 2016-2017 Recommended Budget represents an overall increase of \$15,000 or 30% in expenditures, and no change in revenues, when compared to the FY 2015-2016 Approved Budget. As a result, the Requested Net Cost is increased by \$15,000.

*Estimated Fund Balance*

The year-end Fund Balance is estimated to be \$72,000 as of June 30, 2016.

*Revenues*

Revenues, which are special assessments, have essentially remained constant.

Personnel

This fund's budget compensates the Public Works Department for time spent maintaining areas of the Cipriani Estates Subdivision.

Services and Supplies

This category reflects the necessary items to provide required maintenance to the district's facilities. In addition, the budget includes a Landscape Maintenance Contract.

Capital Projects/Fixed Assets

Reflected in Capital Outlay are this Budget's share of a replacement pickup truck, and solar lights for the park.

**MAJOR POLICY CONSIDERATIONS**

The property tax assessments generated by these three districts, are intended to minimize the maintenance financial obligations generated by the development of this subdivision on the City's General Fund. There are no major policy considerations for this district.

City Of Gonzales

Month: 3/31/2016	Prior Year Actual	Current Year		Actual Thru March	Estimated Total	(6) Recomended	(7) FY 2016/2017	(8) Adopted
		Original Budget	Amended Budget					
Fund: 310 - Cipriani Estates Park Maint								
Revenues								
Dept: 000								
5110.000 Property Taxes-Secured	33,254	34,000	34,000	15,952	34,000	34,000	34,000	
5120.000 Property Taxes-Unsecured	0	0	0	0	0			
5130.000 Property Taxes-Prior Year	0	0	0	0	0			
5515.000 Interest Income	239	100	100	0	100	100	100	
Dept: 000	33,493	34,100	34,100	15,952	34,100	34,100	34,100	0
Total Revenues	33,493	34,100	34,100	15,952	34,100	34,100	34,100	0
Expenditures								
Dept: 000								
6132.000 Retirement - PERS	0	0	0	2,355	0			
6210.000 Special Departmental Expenses	68	0	0	8,382	8,382			
6211.000 Office Supplies	0	0	0	0	0			
6212.000 Maintenance Supplies	72	1,000	1,000	24	1,000	1,000	1,000	
6225.000 Utilities	180	500	500	346	500	500	500	
6230.000 Legal and Accounting	347	150	150	105	150	150	150	
6235.000 Engineering and Surveying	3,256	10,000	10,000	3,501	10,000	10,000	10,000	
6245.000 Other Contractual Services	3,134	10,000	25,000	22,900	25,000	25,000	25,000	
6248.000 Street Sweeping	0	0	0	0	0			
6255.000 Liability Insurance	958	1,000	1,000	710	710	1,000	1,000	
6260.000 Advertising	0	150	150	556	556	150	150	
6510.000 Capital Outlay-Land	0	0	0	0	0			
6530.000 Capital Outlay-Improvements	0	20,000	20,000	0	20,000	20,000	20,000	
6542.000 Equipment-Vehicles	0	2,000	2,000	0	2,000	2,000	2,000	
6900.000 Transfers to General Fund	5,000	5,000	5,000	2,500	5,000	5,000	5,000	
Dept: 000	13,015	49,800	64,800	41,379	73,298	64,800	64,800	0
Total Expenditures	13,015	49,800	64,800	41,379	73,298	64,800	64,800	0
Cipriani Estates Park Maint	20,478	-15,700	-30,700	-25,427	-39,198	-30,700	-30,700	0



**Cipriani Estates Benefit Assessment District  
Budget Narrative for FY 2016-2017  
Budget Fund 312**

**DEPARTMENTAL MISSION**

This assessment district is administered to provide safe and effective public improvements in the Cipriani Estates Subdivision. The streets, street lights, and storm drains will be maintained for the benefit of the residents and guests of the subdivision in the most efficient manner possible.

**DEPARTMENTAL PROGRAMS**

- Maintain street lighting, sweeping, striping, and signage in the Cipriani Estates Subdivision.
- Maintain the storm drainage system in the Cipriani Estates Subdivision.

**ACCOMPLISHMENTS FOR FY 2015-2016**

- Maintained street lights.
- Maintained street sweeping in the Cipriani Estates Subdivision.
- Maintain the storm drainage system in the Cipriani Estates Subdivision.

**DEPARTMENTAL GOALS FOR FY 2016-2017**

- Maintaining streets of the Cipriani Estates Subdivision in the most efficient and effective manner within the approved budget.
- Maintain Street Sweeping Program.
- Funding street light utilities.
- Replace street signs as needed.

**FY 2016-2017 RECOMMENDED BUDGET**

The Department's FY 2016-2017 Recommended Budget represents an overall increase of \$40 or .04% in expenditures, and no change in revenues, when compared to the FY 2015-2016 Approved Budget. As a result, the Requested Net Cost is increased by \$40.

Estimated Fund Balance

The year-end Fund Balance is estimated to be \$295,000 as of June 30, 2016.

Revenues

Revenues, which are special assessments, have been kept constant.

### Personnel

This budget pays for Public Works Department staff that maintains the district's assets.

### Services and Supplies

This budget pays for street sweeping and maintenance supplies required to provide the best public streets, and drainage to meet the needs of area residents and guests. In addition, this Budget includes:

- Funds to maintain and improve the storm drain area.
- This fund's share of a Stormwater Plan and a Master Plan for street maintenance.
- Repairing the electric gate as needed.
- Resurfacing some of the streets.

### Capital Projects/Fixed Assets

There is no capital project included in this budget.

## **MAJOR POLICY CONSIDERATIONS**

The property tax assessments generated by these three districts, are intended to minimize the maintenance financial obligations generated by the development of this subdivision on the City's General Fund. There are no major policy considerations for this district.

City Of Gonzales

Month: 3/31/2016	Prior Year Actual	Current Year				(6) Recomended	(7) FY 2016/2017	(8) Adopted
		Original Budget	Amended Budget	Actual Thru March	Estimated Total			
Fund: 312 - Cipriani Estates Maintenance								
Revenues								
Dept: 000								
5110.000	49,758	50,000	50,000	23,929	50,000	50,000	50,000	
5120.000	0	0	0	0	0			
5130.000	0	500	500	0	0	500	500	
5515.000	700	300	300	202	300	300	300	
Dept: 000	50,458	50,800	50,800	24,131	50,300	50,800	50,800	0
Total Revenues	50,458	50,800	50,800	24,131	50,300	50,800	50,800	0
Expenditures								
Dept: 000								
6110.000	0	2,075	2,075	0	0	2,075	2,075	
6111.000	0	20	20	0	0	20	20	
6113.000	0	0	0	0	0			
6132.000	373	395	395	536	0	535	395	
6140.000	20	35	35	19	0	35	35	
6150.000	25	25	25	25	0	25	25	
6160.000	0	160	160	0	0	160	160	
6170.000	194	435	435	181	0	435	475	
6210.000	0	0	0	0	0			
6212.000	0	5,000	5,000	0	5,000	5,000	5,000	
6225.000	2,551	3,000	3,000	1,951	3,000	3,000	3,000	
6230.000	349	500	500	105	500	500	500	
6235.000	1,936	20,000	20,000	6,013	20,000	20,000	20,000	
6245.000	1,908	50,000	50,000	31,900	50,000	50,000	50,000	
6248.000	5,496	4,000	4,000	5,237	5,931	4,000	4,000	
6251.000	0	1,500	1,500	0	1,500	1,500	1,500	
6260.000	0	150	150	272	272	150	150	
6530.000	0	0	0	0	0			
6900.000	5,400	5,000	5,000	2,500	5,000	5,000	5,000	
6927.000	7,700	7,700	7,700	3,850	7,700	7,700	7,700	
Dept: 000	25,952	99,995	99,995	52,589	98,903	100,135	100,035	0
Total Expenditures	25,952	99,995	99,995	52,589	98,903	100,135	100,035	0
Cipriani Estates Maintenance	24,506	-49,195	-49,195	-28,458	-48,603	-49,335	-49,235	0

**Gonzales Industrial Park Landscape District  
Budget Narrative for FY 2016-2017  
Budget Fund 314**

**DEPARTMENTAL MISSION**

This assessment district is administered to provide maintenance for parks and open space areas in the Gonzales Industrial Park.

**DEPARTMENTAL PROGRAMS**

- Maintain the Gonzales Industrial Park public right-of-way landscaping.
- Maintain entrance ways to the Gonzales Industrial Park.
- Maintain the Percolation Pond Landscaping.

**ACCOMPLISHMENTS FOR FY 2015-2016**

- Improved the Percolation Pond Landscaping.
- Maintained street landscaping.
- Began the Entryway Monument Project.
- Worked with adjacent farming operations to minimize street problems.

**DEPARTMENTAL GOALS FOR FY 2016-2017**

- Improve the Percolation Pond maintenance.
- Improve street landscaping maintenance through a landscaping contractor with city staff also checking the area.
- Continue working with adjacent farming operations to minimize street problems.

**FY 2016-2017 RECOMMENDED BUDGET**

The Department's FY 2016-2017 Recommended Budget represents an overall increase of \$5,293 or 13% in expenditures, and no revenues, when compared to the FY 2015-2016 Approved Budget. As a result, the Requested Net Cost is increased by \$5,293.

*Estimated Fund Balance*

The year-end Fund Balance is estimated to be \$106,000 as of June 30, 2016.

*Revenues*

This fund had a large reserve; as a result, no assessments are recommended for FY 2016-2017.

Personnel

This fund's budget compensates the Public Works Department for time spent maintaining areas of the Industrial Park.

Services and Supplies

This category reflects the necessary items to provide required maintenance to the district's facilities and funds the landscaping contract.

Capital Projects/Fixed Assets

There are no capital projects included in this budget.

**MAJOR POLICY CONSIDERATIONS**

The property tax assessments generated by this district, are intended to minimize the maintenance financial obligations generated by development of the Industrial Park on the City's General Fund.

Because there were large reserves, the budget document reflect any assessment for FY 2016-2017.

BUDGET WORKSHEET

City Of Gonzales

Month: 3/31/2016	Prior Year Actual	Current Year		Actual Thru March	Estimated Total	(6) Recomended	(7) FY 2016/2017	(8) Adopted
		Original Budget	Amended Budget					
Fund: 314 - Gonzales Ind Pk Landscape Main								
Revenues								
Dept: 000								
5110.000 Property Taxes-Secured	3,626	0	0	0	0			
5515.000 Interest Income	339	0	0	76	76			
5954.000 Transfer From Fund 316	0	0	0	0	0			
Dept: 000	3,965	0	0	76	76	0	0	0
Total Revenues	3,965	0	0	76	76	0	0	0
Expenditures								
Dept: 000								
6110.000 Salaries-Regular Pay	1,668	0	0	0	0	5,100	5,185	
6111.000 Salaries-Overtime Pay	0	50	50	0	0	50	50	
6132.000 Retirement - PERS	1,277	990	990	403	0	990	990	
6140.000 Life and Disability Insurance	90	90	90	46	0	90	90	
6150.000 Workers Comp Insurance	116	60	60	60	0	60	60	
6160.000 Social Security	119	400	400	0	0	400	400	
6170.000 Health and Dental Insurance	854	1,080	1,080	452	0	1,080	1,188	
6210.000 Special Departmental Expenses	0	0	0	65	65			
6212.000 Maintenance Supplies	70	1,500	1,500	179	1,500	1,500	1,500	
6225.000 Utilities	688	800	800	192	800	800	800	
6230.000 Legal and Accounting	389	1,000	1,000	105	1,000	1,000	1,000	
6235.000 Engineering and Surveying	5,136	10,000	10,000	1,246	10,000	10,000	10,000	
6245.000 Other Contractual Services	4,023	10,000	10,000	1,600	10,000	10,000	10,000	
6248.000 Street Sweeping	0	0	0	0	0			
6260.000 Advertising	0	500	500	556	556	500	500	
6530.000 Capital Outlay-Improvements	0	10,000	10,000	0	10,000	10,000	10,000	
6927.000 Transfer to Street Fund [130]	4,700	4,700	4,700	2,350	4,700	4,700	4,700	
Dept: 000	19,130	41,170	41,170	7,254	38,621	46,270	46,463	0
Total Expenditures	19,130	41,170	41,170	7,254	38,621	46,270	46,463	0
Gonzales Ind Pk Landscape Main	-15,165	-41,170	-41,170	-7,178	-38,545	-46,270	-46,463	0

**Gonzales Industrial Park Benefit Assessment District  
Budget Narrative for FY 2016-2017  
Budget Fund 316**

**DEPARTMENTAL MISSION**

This assessment districts is administered to provide safe and effective public improvements in the Gonzales Industrial Park. The streets, street lights, and storm drains will be maintained for the benefit of the properties in the Industrial Park in the most efficient manner possible.

**DEPARTMENTAL PROGRAMS**

- Maintain street lighting, sweeping, striping, and signage in the Industrial Park.
- Maintain the storm drainage system in the Industrial Park.

**ACCOMPLISHMENTS FOR FY 2015-2016**

- Maintained street sweeping program in the Industrial Park.
- Maintained the storm drainage system in the Industrial Park.

**DEPARTMENTAL GOALS FOR FY 2016-2017**

- Maintained street sweeping program in the Industrial Park.
- Improve maintenance of the storm drainage system in the Industrial Park.
- Monitor the landscaping maintenance contract for areas to improve.

**FY 2016-2017 RECOMMENDED BUDGET**

The Department's FY 2016-2017 Recommended Budget represents an overall decrease of (\$55,000) or (44%) in expenditures, and no change in revenues, when compared to the FY 2015-2016 Approved Budget. As a result, the Requested Net Cost is decreased by (\$55,000).

*Estimated Fund Balance*

The year-end Fund Balance is estimated to be \$85,483 as of June 30, 2016.

*Revenues*

Revenues are equal to last year because this fund has carried a large reserve, as a result, the assessment will not be levied.

Personnel

This budget reflects a transfer to the General Fund to offset maintenance and administration support.

Services and Supplies

This budget includes funding for the right of way mapping.

Capital Projects/Fixed Assets

There are no capital projects funded this year.

**MAJOR POLICY CONSIDERATIONS**

The property tax assessments generated by this district, are intended to minimize the maintenance financial obligations generated by development of the Industrial Park on the City's General Fund.

Because of large reserves, the budget does not reflect any assessment for FY 2016-2017.



City Of Gonzales

Month: 3/31/2016	Prior Year Actual	Current Year				(6) Recomended	(7) FY 2016/2017	(8) Adopted
		Original Budget	Amended Budget	Actual Thru March	Estimated Total			
<b>Fund: 316 - Gonzales Ind Pk Benefit Assess</b>								
<b>Revenues</b>								
Dept: 000								
5110.000 Property Taxes-Secured	78,414	0	0	0	0			
5515.000 Interest Income	313	200	200	132	200	200	200	
Dept: 000	78,727	200	200	132	200	200	200	0
<b>Total Revenues</b>	<b>78,727</b>	<b>200</b>	<b>200</b>	<b>132</b>	<b>200</b>	<b>200</b>	<b>200</b>	<b>0</b>
<b>Expenditures</b>								
Dept: 000								
6210.000 Special Departmental Expenses	0	0	0	456	456			
6212.000 Maintenance Supplies	0	0	0	39	39			
6225.000 Utilities	2,021	2,000	2,000	1,710	2,000	2,000	2,000	
6230.000 Legal and Accounting	391	100	100	105	105	100	100	
6235.000 Engineering and Surveying	14,955	20,000	30,000	27,760	30,000	30,000	30,000	
6245.000 Other Contractual Services	2,001	10,000	10,000	90	10,000	10,000	10,000	
6248.000 Street Sweeping	8,325	5,000	5,000	5,238	5,931	5,000	5,000	
6260.000 Advertising	0	100	100	288	288	100	100	
6530.000 Capital Outlay-Improvements	0	80,000	80,000	0	80,000	80,000	15,000	
6900.000 Transfers to General Fund	9,100	9,100	9,100	4,550	9,100	9,100	9,100	
6952.000 Transfer to Fund 314	0	0	0	0	0			
Dept: 000	36,793	126,300	136,300	40,236	137,919	136,300	71,300	0
<b>Total Expenditures</b>	<b>36,793</b>	<b>126,300</b>	<b>136,300</b>	<b>40,236</b>	<b>137,919</b>	<b>136,300</b>	<b>71,300</b>	<b>0</b>
<b>Gonzales Ind Pk Benefit Assess</b>	<b>41,934</b>	<b>-126,100</b>	<b>-136,100</b>	<b>-40,104</b>	<b>-137,719</b>	<b>-136,100</b>	<b>-71,100</b>	<b>0</b>

**Agricultural Industrial Park Federal Grant  
Budget Narrative for FY 2016-2017  
Budget Fund 407**

**DEPARTMENTAL MISSION**

This fund is administered by the City Manager's Office whose Mission is to support the Vision and Mission of the City by providing professional leadership, develop innovative approaches, and creative partnerships in the management of the City and execution of City Council policies. This will be done by always holding to the highest ideals of public service and ethics.

**DEPARTMENTAL PROGRAMS**

This fund was established to track the expenditures and revenues for the construction, and development of the Gonzales Agricultural Industrial Business Park.

Since the completion of the Industrial Business Park, this fund has been used to continue to isolate expenditure to improve the Park.

**ACCOMPLISHMENTS FOR FY 2015-2016**

- Continued a proactive approach to the development of the Industrial Park.
- The Business Park continued to move towards full development with the processing of application for several major permits.

**DEPARTMENTAL GOALS FOR FY 2016-2017**

- Continue to work with the developer and private sector to develop and occupy the Park.
- Continue to work to extend the landscaping east back towards town, along Gonzales River Road.
- Continue to work on the developing and constructing of the northern road entrance into the Industrial Park, and submit an Economic Development Grant application to acquire the funding.

**FY 2016-2017 RECOMMENDED BUDGET**

The Department's FY 2016-2017 Recommended Budget represents no change when compared to the FY 2015-2016 Approved Budget. As a result, the Requested Net Cost remains unchanged at (\$5,000).

Estimated Fund Balance

The year-end Fund Balance is estimated to be \$6,000 as of June 30, 2016, which is sufficient to cover the fund's Net Cost.

Revenues

This budget reflects no revenue.

Personnel

Not applicable.

Services and Supplies

The budget includes funds for efforts to continue to enhance the Park.

Capital Projects/Fixed Assets

There are no projects reflected in the budget.

**MAJOR POLICY CONSIDERATIONS**

The continuing development and occupancy of the Industrial Park is a top priority of the City. To these ends, staff continues to work in a close partnership with developers, and private interest in the park.

City Of Gonzales

Month: 3/31/2016	Prior Year Actual	Current Year				(6) Recomended	(7) FY 2016/2017	(8) Adopted
		Original Budget	Amended Budget	Actual Thru March	Estimated Total			
Fund: 407 - Ag Ind. Park Federal Grant								
Revenues								
Dept: 000								
5515.000 Interest Income	34	0	0	0	0			
5665.000 TDA Revenue	0	0	0	0	0			
5670.000 EDA Grant	0	0	0	0	0			
5821.000 Other Income - Reimbursements	0	0	0	0	0			
5900.000 Transfer from Water	0	0	0	0	0			
5905.000 Transfer from Sewer	0	0	0	0	0			
5935.000 Transfer from Gonzales SA	0	0	0	0	0			
5952.000 Transfers From 140	0	0	0	0	0			
5955.000 Transfer From Fund 230	0	0	0	0	0			
Dept: 000	34	0	0	0	0	0	0	0
Total Revenues	34	0	0	0	0	0	0	0
Expenditures								
Dept: 000								
6210.000 Special Departmental Expenses	0	0	0	0	0			
6230.000 Legal and Accounting	0	0	0	0	0			
6235.000 Engineering and Surveying	0	0	0	0	0			
6245.000 Other Contractual Services	4,000	5,000	5,000	3,500	5,000	5,000	5,000	
6530.000 Capital Outlay-Improvements	0	0	0	0	0			
6953.000 Transfer to Fund 250	0	0	0	0	0			
Dept: 000	4,000	5,000	5,000	3,500	5,000	5,000	5,000	0
Total Expenditures	4,000	5,000	5,000	3,500	5,000	5,000	5,000	0
Ag Ind. Park Federal Grant	-3,966	-5,000	-5,000	-3,500	-5,000	-5,000	-5,000	0

**Shopping Center REDIP  
Budget Narrative for FY 2016-2017  
Budget Fund 420**

**DEPARTMENTAL MISSION**

This is one of the assessment districts that transfer funds to the Debt Service Fund, through the Public Financing Debt Authority to pay off some bonds.

**DEPARTMENTAL PROGRAMS**

This loan was paid in full a few years ago by the City; as a result, the revenue generated from the car wash and McDonald's payments are revenue to the City.

**ACCOMPLISHMENTS FOR FY 2015-2016**

Not applicable.

**DEPARTMENTAL GOALS FOR FY 2016-2017**

Not Applicable.

**FY 2016-2017 RECOMMENDED BUDGET**

The Fund's FY 2016-2017 Recommended Budget represents no change, when compared to the FY 2015-2016 Approved Budget. As a result, the Requested Net Cost remains the same.

Personnel

Not applicable.

Services and Supplies

Not applicable.

Capital Projects/Fixed Assets

Not applicable.

**MAJOR POLICY CONSIDERATIONS**

Not applicable.

City Of Gonzales

Month: 3/31/2016	Prior Year Actual	Current Year				(6) Recomended	(7) FY 2016/2017	(8) Adopted
		Original Budget	Amended Budget	Actual Thru March	Estimated Total			
Fund: 420 - Shopping Center REDIP								
Revenues								
Dept: 000								
5110.000 Property Taxes-Secured	7,196	7,196	7,196	3,598	7,196	7,196	7,196	
5120.000 Property Taxes-Unsecured	0	0	0	0	0			
5130.000 Property Taxes-Prior Year	0	0	0	0	0			
5140.000 Property Taxes-Supplemental	0	0	0	0	0			
5515.000 Interest Income	0	0	0	0	0			
Dept: 000	7,196	7,196	7,196	3,598	7,196	7,196	7,196	0
Total Revenues	7,196	7,196	7,196	3,598	7,196	7,196	7,196	0
Expenditures								
Dept: 000								
6212.000 Maintenance Supplies	0	0	0	0	0			
6316.000 Administrative Fees	0	0	0	0	0			
6900.000 Transfers to General Fund	7,196	7,196	7,196	3,598	7,196	7,196	7,196	
Dept: 000	7,196	7,196	7,196	3,598	7,196	7,196	7,196	0
Total Expenditures	7,196	7,196	7,196	3,598	7,196	7,196	7,196	0
Shopping Center REDIP	0	0	0	0	0	0	0	0

**Gonzales Successor Agency  
Budget Narrative for FY 2016-2017  
Budget Fund 426**

**DEPARTMENTAL MISSION**

This fund, which is administered by the City Manager's Office, who serves as the Executive Director of the Gonzales Successor Agency, was set up to track expenditures and revenues for the Agency. This is the process that was established by the State after the elimination of Redevelopment. As part of the elimination of Redevelopment, the State established a different process and organization structure to account for the tax increment. This process established a Successor Agency, Oversight Board, and a separate fund that would be used to reflect all tax increment proceeds.

**ACCOMPLISHMENTS FOR FY 2015-2016**

- Resolved all remaining issues with the California State Department of Finance (DOF), which resulted in all the remaining issues of the former RDA being recognized as enforceable obligations.

**DEPARTMENTAL GOALS FOR FY 2016-2017**

- Move towards submitting a last best and final Recognized Obligation Payment Schedule (ROPS) to DOF, which would essentially result in completing the dissolution process of the former Gonzales RDA.
- Continue to manage and oversee all the functions of the Gonzales Successor Agency.

**FY 2016-2017 RECOMMENDED BUDGET**

The Fund's FY 2016-2017 Recommended Budget represents an increase of \$659,949 or 60% in expenditures, and \$497,500 or 38% in revenues, when compared to the FY 2015-2016 Approved Budget. As a result, the Requested Net Cost decreased by (\$162,449).

Revenues

The budget reflects the revenue estimates of tax increment that will be received to cover the recognized obligations (ROPS) of the Successor Agency. What is noteworthy is the increase in available tax increment revenues that is being driven by the growth in the Gonzales Agricultural Industrial Business Park.

### Expenditures

The budget includes the debt service expenses of the former RDA, the administrative costs of the Successor Agency, and more importantly reflects a repayment of the loan made by the City General Fund to RDA.

Continuing the repayment of the loan to the General Fund is the primary reason for the increase; however, it also reflects the new costs from the refinancing of the 2003 RDA Note, the 2011 RDA Note, and the 2011 General Fund backed Lease Revenue Bond.

## **MAJOR POLICY CONSIDERATIONS**

### **Finally After Five Years, Success!**

It is important to point out that after almost five years of working with and challenging the determination by DOF, the City was finally able to obtain resolution and obtain approval of the prior loans made by the City General Fund, were enforceable obligations as well as the reimbursement agreement accompanying the 2011 General Fund backed Lease Revenue Bond. What this means is:

- That over the next few years, the General Fund loan will be repaid back; and
- The existing 2011 Lease Revenue Bond debt has been transferred to the Successor Agency, thereby freeing up approximately \$380,000 in General Fund resources.



City Of Gonzales

Month: 3/31/2016	Prior Year Actual	Current Year				(6) Recommended	(7) FY 2016/2017	(8) Adopted
		Original Budget	Amended Budget	Actual Thru March	Estimated Total			
Fund: 426 - City Successor Agency								
Revenues								
Dept: 000								
5110.000	1,285,314	1,300,000	1,800,000	1,271,076	2,208,061	1,800,000	1,800,000	
5120.000	0	0	0	0	0			
5130.000	0	0	0	0	0			
5140.000	0	0	0	0	0			
5159.000	0	0	0	0	0			
5165.000	0	0	0	0	0			
5515.000	12,056	15,000	15,000	6,539	12,000	12,000	12,000	
5520.000	23,173	0	0	0	0			
5530.000	-489,928	0	0	0	0			
5612.000	0	0	0	0	0			
5821.000	31,828	0	15,000	15,000	15,000			
5860.000	0	8,500	8,500	7,743	9,000	9,000	9,000	
5890.000	-500,000	0	0	0	0			
5930.000	0	0	0	0	0			
Dept: 000	362,443	1,323,500	1,838,500	1,300,358	2,244,061	1,821,000	1,821,000	0
Total Revenues	362,443	1,323,500	1,838,500	1,300,358	2,244,061	1,821,000	1,821,000	0
Expenditures								
Dept: 000								
6110.000	82,489	99,639	92,700	60,522	92,700	88,340	89,540	
6111.000	3,099	0	3,000	2,174	3,000	100	100	
6111.500	0	0	0	0	0			
6112.000	0	0	0	0	0			
6113.000	1,152	6,485	1,200	675	1,200	4,885	7,090	
6114.000	0	0	0	0	0			
6120.000	0	0	0	0	0			
6130.000	0	0	0	0	0			
6131.000	2,260	4,205	3,200	2,269	3,200	5,825	6,050	
6132.000	14,332	19,660	19,660	6,499	19,000	17,740	17,910	
6140.000	626	1,318	1,318	606	1,300	1,375	1,375	
6150.000	665	942	942	942	942	790	817	
6160.000	6,244	8,118	8,118	4,006	8,100	7,290	7,400	
6170.000	13,260	11,340	11,340	11,306	13,500	7,425	7,425	
6210.000	8,294	60,000	10,000	75	0			
6211.000	0	0	0	0	0			
6212.000	0	0	0	0	0			
6225.000	9,369	10,000	10,000	5,827	7,000			

City Of Gonzales

Month: 3/31/2016	Prior Year Actual	Current Year				(6)	(7)	(8)
		Original Budget	Amended Budget	Actual Thru March	Estimated Total	Recomended	FY 2016/2017	Adopted
Fund: 426 - City Successor Agency								
Expenditures								
Dept: 000								
6230.000	29,198	28,000	28,000	636	5,000	7,500	7,500	
6245.000	31,905	30,000	30,000	26,713	30,000	30,000	30,000	
6260.000	0	0	0	0	0			
6275.000	0	0	0	0	0			
6315.000	0	0	0	0	0			
6316.000	0	0	0	0	0			
6332.000	0	0	0	0	0			
6333.000	0	0	0	0	0			
6460.000	0	0	0	0	0			
6550.000	18,446	36,000	0	0	0			
6610.000	799,599	790,298	790,298	485,631	790,298	929,792	929,792	
6635.000	0	0	214,658	214,658	214,658	150,000	150,000	
6900.000	0	0	607,827	0	607,827	510,955	510,955	
6905.000	0	0	0	0	0			
Dept: 000	1,020,938	1,106,005	1,832,261	822,539	1,797,725	1,762,017	1,765,954	0
Total Expenditures	1,020,938	1,106,005	1,832,261	822,539	1,797,725	1,762,017	1,765,954	0
City Successor Agency	-658,495	217,495	6,239	477,819	446,336	58,983	55,046	0

**Gonzales Successor Agency - Housing  
Budget Narrative for FY 2016-2017  
Budget Fund 427**

**DEPARTMENTAL MISSION**

This fund was set up to track expenditures and revenues for the Gonzales Successor Agency – Housing Fund. This is the process that was established by the State after the elimination of Redevelopment. As part of the elimination of Redevelopment, the State established a different process and organization structure to account for the tax increment. This process established a Successor Agency, Oversight Board, and a separate fund that would be used to reflect all housing proceeds.

**ACCOMPLISHMENTS FOR FY 2015-2016**

There was no real activity in this fund. At this point, this fund is accumulating resources from loans to use in the future.

**DEPARTMENTAL GOALS FOR FY 2016-2017**

- Work with housing agencies, developers, and non-profits to identify opportunities to improve farmworker and affordable housing opportunities to the community.

**FY 2016-2017 RECOMMENDED BUDGET**

The Fund’s FY 2016-2017 Recommended Budget represents an increase of \$49,900 or 99% in expenditures, and \$43,150 or 616% in revenues, when compared to the FY 2015-2016 Approved Budget. As a result, the Requested Net Cost increased by \$6,750.

*Estimated Fund Balance*

The year-end Fund Balance is estimated to be \$40,000 as of June 30, 2016.

*Revenues*

The budget reflects the revenue estimates from housing rehabilitation loans being repaid back. In addition, over the next few ROPS cycles, this fund will begin to receive payment for the ERAF loan it provided to the RDA to cover two funding raids by the State of California.

Expenditures

This budget reflects \$100,000 to be used as leverage, and/or matching funds to take advantage of farmworker, and/or Affordable Housing Projects, and/or Initiatives.

**MAJOR POLICY CONSIDERATIONS**

There are no major policy considerations in this fund.

City Of Gonzales

Month: 3/31/2016	Prior Year Actual	Current Year		Actual Thru March	Estimated Total	(6) Recomended	(7) FY 2016/2017	(8) Adopted
		Original Budget	Amended Budget					
Fund: 427 - Successory Agency - Housing								
Revenues								
Dept: 000								
5515.000 Interest Income	126	1,000	150	90	150	150	150	
5860.000 Principal Payments Received	54,299	6,000	6,000	3,841	6,000	50,000	50,000	
5890.000 Extraordinary Gain / Los	0	0	0	0	0			
Dept: 000	54,425	7,000	6,150	3,931	6,150	50,150	50,150	0
Total Revenues	54,425	7,000	6,150	3,931	6,150	50,150	50,150	0
Expenditures								
Dept: 000								
6210.000 Special Departmental Expenses	0	100	100	0	0			
6510.000 Capital Outlay-Land	0	50,000	50,000	0	0			
6530.000 Capital Outlay-improvements	0	0	0	0	0	100,000	100,000	
Dept: 000	0	50,100	50,100	0	0	100,000	100,000	0
Total Expenditures	0	50,100	50,100	0	0	100,000	100,000	0
Successory Agency - Housing	54,425	-43,100	-43,950	3,931	6,150	-49,850	-49,850	0

**Gonzales River Road Assessment District  
Budget Narrative for FY 2016-2017  
Budget Fund 450**

**DEPARTMENTAL MISSION**

This is one of the assessment districts that transfer funds to the Debt Service Fund through the Public Finance Debt Authority to pay off some bonds.

**ACCOMPLISHMENTS FOR FY 2015-2016**

Not applicable.

**DEPARTMENTAL GOALS FOR FY 2016-2017**

Not applicable.

**FY 2016-2017 RECOMMENDED BUDGET**

The Department's FY 2016-2017 Recommended Budget represents an increase of \$2,450 or 5% in expenditures, and a decrease of (\$848) or (2%) in revenues, when compared to the FY 2015-2016 Approved Budget. As a result, the Requested Net Cost is increased by \$3,298.

Revenues

Revenues are down slightly to reflect an expected decrease in Property Taxes.

Personnel, Services and Supplies and Capital Projects/Fixed Assets

Not applicable.

Debt Service

The combined payments for interest and principal remain unchanged.

**MAJOR POLICY CONSIDERATIONS**

Not applicable.

City Of Gonzales

Month: 3/31/2016	Prior Year Actual	Current Year		Actual Thru March	Estimated Total	(6) Recomended	(7) FY 2016/2017	(8) Adopted
		Original Budget	Amended Budget					
Fund: 450 - Gonzales River Rd. Assess Dist								
Revenues								
Dept: 000								
5110.000 Property Taxes-Secured	54,443	55,500	55,500	23,463	52,067	53,000	54,652	
5130.000 Property Taxes-Prior Year	0	0	0	0	0			
5140.000 Property Taxes-Supplemental	0	0	0	0	0			
5515.000 Interest Income	0	0	0	0	0			
Dept: 000	54,443	55,500	55,500	23,463	52,067	53,000	54,652	0
Total Revenues	54,443	55,500	55,500	23,463	52,067	53,000	54,652	0
Expenditures								
Dept: 000								
6316.000 Administrative Fees	680	0	0	0	0			
6610.000 Interest Expense	11,980	9,600	9,600	9,600	9,600	9,600	7,050	
6620.000 Principal Reduction	40,000	40,000	40,000	40,000	40,000	40,000	45,000	
6900.000 Transfers to General Fund	0	0	0	0	0			
Dept: 000	52,660	49,600	49,600	49,600	49,600	49,600	52,050	0
Total Expenditures	52,660	49,600	49,600	49,600	49,600	49,600	52,050	0
Gonzales River Rd. Assess Dist	1,783	5,900	5,900	-26,137	2,467	3,400	2,602	0

**Capital Infrastructure Fund  
Budget Narrative for FY 2016-2017  
Budget Fund 460**

**DEPARTMENTAL MISSION**

This fund is administered by the City Manager's Office whose Mission is to support the Vision and Mission of the City by providing professional leadership, develop innovative approaches, and creative partnerships in the management of the City and execution of City Council policies. This will be done by always holding to the highest ideals of public service and ethics.

**DEPARTMENTAL PROGRAMS**

This fund is used to pool resources from which the City may draw to finance local public capital improvements.

**ACCOMPLISHMENTS FOR FY 2015-2016**

- Continued active development and use of the City's Economic Development effort, which included the website, marketing, and overall outreach.

**DEPARTMENTAL GOALS FOR FY 2016-2017**

- Continue to search for funding for critical infrastructure projects.
- Continue to identify, develop, expand, and promote economic business and grant opportunities.

**FY 2016-2017 RECOMMENDED BUDGET**

The Department's FY 2016-2017 Recommended Budget represents a decrease of (\$5,000) or (5.8%) in expenditures, and an increase of \$228,000 or 760% in revenues, when compared to the FY 2015-2016 Approved Budget. As a result, the Requested Net Cost is decreased by (\$233,000).

*Estimated Fund Balance*

The year-end Fund Balance is estimated to be \$375,000 as of June 30, 2016.

*Revenues*

The increase in revenues is primarily due to the expected large payment of the City loan to the Housing Authority of Monterey County that was used to build the Fanoe Apartments.



Personnel

There are no personnel costs allocated in this fund.

Services and Supplies

There are no services and supplies reflected in this budget at this time. However, this budget reflects \$30,000 for continued enhancement to the City's economic development efforts; \$10,000 to continue to improve and maintain the website current; \$20,000 as a place holder for possible consultants to provide service to enhance the City's revenue base, economic development, and/or infrastructure; and \$20,000 to help match engineering, and/or planning services for expansion/upgrade to the City's infrastructure.

Capital Projects/Fixed Assets

In order to preserve the remaining resources in this fund, no capital projects are recommended in the budget. However, staff will continue to search for funding for critical infrastructure, and hopes to use a portion of the funds to leverage or match grant opportunities.

**MAJOR POLICY CONSIDERATIONS**

There are no major policy considerations reflected in this budget.

City Of Gonzales

Month: 3/31/2016	Prior Year Actual	Current Year		Actual Thru March	Estimated Total	(6)	(7)	(8)
		Original Budget	Amended Budget			Recomended	FY 2016/2017	Adopted
Fund: 460 - Infrastructure Improvement Fun								
Revenues								
Dept: 000								
5515.000 Interest Income	593	22,500	22,500	240	212			
5821.000 Other Income - Reimbursements	13,033	5,000	5,000	6,965	7,000	8,000	8,000	
5860.000 Principal Payments Received	0	2,500	2,500	0	250,000	250,000	250,000	
5955.000 Transfer From Fund 230	0	0	0	0	0			
5956.000 Transfers From Fund 240	0	0	0	0	0			
5965.000 Transfer from Fund 590	0	0	0	0	0			
Dept: 000	13,626	30,000	30,000	7,205	257,212	258,000	258,000	0
Total Revenues	13,626	30,000	30,000	7,205	257,212	258,000	258,000	0
Expenditures								
Dept: 000								
6210.000 Special Departmental Expenses	812	5,000	5,000	444	444			
6211.000 Office Supplies	0	0	0	0	0			
6235.000 Engineering and Surveying	0	0	0	0	0			
6245.000 Other Contractual Services	62,639	80,000	80,000	51,532	75,000	80,000	80,000	
6250.000 Rental	0	0	0	0	0			
6275.000 Subscriptions and Training	409	0	0	0	0			
6325.000 Contingency Account	0	0	0	0	0			
6328.000 Loan Advances	0	0	0	0	0			
6530.000 Capital Outlay-Improvements	0	0	0	0	0			
6905.000 Transfers Out	0	0	0	0	0			
6930.000 Transfer to Water	0	0	0	0	0			
6932.000 Transfers to Sewer	0	0	0	0	0			
6940.000 Transfer to RDA Capital Proj's	0	0	0	0	0			
Dept: 000	63,860	85,000	85,000	51,976	75,444	80,000	80,000	0
Total Expenditures	63,860	85,000	85,000	51,976	75,444	80,000	80,000	0
Infrastructure Improvement Fun	-50,234	-55,000	-55,000	-44,771	181,768	178,000	178,000	0

# **Water Enterprise Fund Budget Narrative for FY 2016-2017 Budget Fund 520**

## **DEPARTMENTAL MISSION**

This Water Enterprise Fund is administered by the Public Works Department to support the City's Vision, Mission, and approved goals. Services will be delivered in a cost-effective and customer friendly manner, coordinating all efforts with all other Departments. The Water System is operated in a sustainable manner to ensure Gonzales maintains the current high quality of life.

## **DEPARTMENTAL PROGRAMS**

- Operates of the City's water system.
- Maintains currently three wells.
- Maintains three reservoirs with seven million gallons capacity.
- Monitor and report on the quality of the water system.
- Maintenance of the underground water infrastructure.
- Maintain a computer control system for all wells to provide stability.

## **ACCOMPLISHMENTS FOR FY 2015-2016**

- Complied with all regulatory water quality sampling and reporting requirements.
- Distributed consumer confidence reports.
- Managed and maintained the City municipal water and distribution system.
- Provided and maintained security features at wells and storage tanks.
- Maintained the cross-connection control program.
- Assisted consumers with leak detection as requested.
- Provided fire flow data upon request.
- Replaced ineffective and inaccurate water meters.
- Replaced all manually read meters with radio read meters to increase meter reading accuracy and efficiency.
- Maintained a supervisory control access and data acquisition (SCADA) Computer control program.

## **DEPARTMENTAL GOALS FOR FY 2016-2017**

- Maintain the water system in compliance with State, County, and Regional Regulations.
- Meet all regulatory sampling requirements.
- Provide safe potable water to all customers of the City without any interruption.
- Maintain consumer confidence.
- Train staff as water treatment and distribution operators.
- Plan for water main extension on South Alta Street when road repairs are done.
- Construct a replacement well for Well #3.

## **FY 2016-2017 RECOMMENDED BUDGET**

The Department's FY 2016-2017 Recommended Budget represents an overall increase of \$408,069 or 15% in expenditures, and no change in revenues, when compared to the FY 2015-2016 Approved Budget. As a result, the Requested Net Cost is increased by \$408,069.

### Estimated Fund Balance

The year-end Fund Balance is estimated to be \$2.4 million as of June 30, 2016, which is sufficient to cover the Net Cost.

### Revenues

Revenues remain unchanged based on current and expected activity.

### Personnel

The Public Works Department provides the personnel requirements for the water enterprise fund.

### Services and Supplies

This category includes the entire spectrum of office and operational supplies such as billing forms, chlorine, and water repair clamps, etc. It also reflects utilities for wells and a variety of contract services for water monitoring, testing, along with the debt service contract for the three water tanks.

Major categories in this area include:

- \$130,000 for Engineering and Surveying for the engineering and bid documents to replace City Well #3.
- \$180,000 transfer out to the Solar Fund (550) for the annual payment for the Solar Project.
- \$66,204 for the annual payment for the tank repairs.

### Capital Projects/Fixed Assets

Capital projects include \$1,500,000 in improvements to replace City Well #3, and for a new Pickup Truck.

## **MAJOR POLICY CONSIDERATIONS**

There are no major policy considerations reflected in this budget at this time.

City Of Gonzales

Month: 3/31/2016	Prior Year Actual	Current Year				(6) Recomended	(7) FY 2016/2017	(8) Adopted
		Original Budget	Amended Budget	Actual Thru March	Estimated Total			
Fund: 520 - Water Enterprise								
Revenues								
Dept: 000								
5515.000 Interest Income	6,293	3,000	3,000	2,275	3,000	3,000	3,000	
5701.000 Charges for Current Services	1,306,507	1,200,000	1,200,000	885,148	1,200,000	1,200,000	1,200,000	
5702.000 Late charges	20,683	20,000	20,000	15,894	20,000	20,000	20,000	
5780.000 K&B-Meter Set Fee	98	200	200	294	294	200	200	
5781.000 K&B-Meter Sales	440	500	500	1,428	1,428	500	500	
5820.000 Other Income - Misc Payments	-5,054	10,000	10,000	493	500	10,000	10,000	
5905.000 Transfer from Sewer	60,000	60,000	60,000	30,000	60,000	60,000	60,000	
5958.000 Transfer from Fund 460	0	0	0	0	0			
Dept: 000	1,388,967	1,293,700	1,293,700	935,532	1,285,222	1,293,700	1,293,700	0
Total Revenues	1,388,967	1,293,700	1,293,700	935,532	1,285,222	1,293,700	1,293,700	0
Expenditures								
Dept: 000								
6110.000 Salaries-Regular Pay	136,808	175,558	133,455	93,931	133,455	150,350	149,150	
6111.000 Salaries-Overtime Pay	4,168	1,200	3,000	2,879	3,000	1,350	1,350	
6112.000 Salaries-Extra Help	1,226	0	0	0	3,862			
6113.000 Salaries-Differentials	2,688	9,175	9,175	1,577	3,000	1,230	11,807	
6120.000 Unemployment Insurance	336	0	0	3,755	3,755			
6131.000 Deferred Compensation Expense	2,696	3,209	4,930	2,529	4,930	7,275	7,050	
6132.000 Retirement - PERS	19,908	35,356	35,356	12,770	35,356	30,810	30,643	
6133.000 Contra - Pension	15,052	0	0	0	0			
6140.000 Life and Disability Insurance	1,054	3,001	3,001	1,149	3,000	2,295	2,295	
6150.000 Workers Comp Insurance	1,650	2,304	2,304	2,304	2,304	1,860	1,840	
6160.000 Social Security	10,554	14,224	14,224	6,627	14,220	12,525	12,416	
6170.000 Health and Dental Insurance	22,052	31,437	31,437	20,229	31,437	25,720	25,720	
6210.000 Special Departmental Expenses	29,277	30,000	30,000	25,003	30,000	30,000	30,000	
6211.000 Office Supplies	238	350	350	407	430	350	350	
6212.000 Maintenance Supplies	13,804	20,000	20,000	2,769	20,000	20,000	20,000	
6213.000 Oils and Lubricants	6,318	7,000	7,000	2,002	7,000	7,000	7,000	
6220.000 Telephone	10,830	8,300	8,300	5,978	8,300	8,300	8,300	
6225.000 Utilities	91,153	103,000	103,000	53,631	103,000	103,000	103,000	
6230.000 Legal and Accounting	8,809	15,000	15,000	0	10,000	10,000	10,000	
6235.000 Engineering and Surveying	4,880	100,000	100,000	29,099	100,000	100,000	250,000	
6245.000 Other Contractual Services	329,799	380,000	380,000	298,368	380,000	380,000	380,000	
6255.000 Liability Insurance	0	6,800	6,800	4,827	6,800	6,800	6,800	
6260.000 Advertising	1,948	1,000	1,000	0	1,000	1,000	1,000	
6270.000 Transportation and Travel	128	1,000	1,000	0	0	1,000	1,000	

BUDGET WORKSHEET

City Of Gonzales

Month: 3/31/2016	Prior Year Actual	Current Year		Actual Thru March	Estimated Total	(6)	(7)	(8)
		Original Budget	Amended Budget			Recomended	FY 2016/2017	Adopted
Fund: 520 - Water Enterprise								
Expenditures								
Dept: 000								
6275.000	2,192	12,000	12,000	3,016	5,000	12,000	12,000	
6301.000	3,205	3,000	3,000	2,811	3,000	3,000	3,000	
6305.000	16,624	0	0	0	20,000	10,000	10,000	
6310.000	0	0	0	0	0			
6316.000	0	700	700	0	0			
6331.000	35,000	35,000	35,000	17,500	35,000	35,000	35,000	
6450.000	0	0	0	0	0			
6460.000	176,876	0	0	0	0			
6510.000	0	0	0	0	0			
6530.000	7,037	1,250,000	20,000	11,144	20,000	20,000	1,500,000	
6540.000	993	10,000	10,000	0	0	10,000	10,000	
6544.000	0	0	0	4,251	9,234			
6550.000	192,193	160,000	160,000	97,500	160,000	160,000	160,000	
6610.000	71,537	66,204	66,204	33,780	66,204	66,204	60,690	
6635.000	0	0	0	0	0			
6640.000	0	0	0	0	0			
6900.000	0	0	0	0	0			
6905.000	179,530	180,000	180,000	90,000	180,000	180,000	247,476	
6930.000	0	0	0	0	0			
6932.000	0	0	0	0	0			
6955.000	0	0	0	0	0			
6956.000	0	25,000	25,000	12,500	25,000			
Dept: 000	1,400,563	2,689,818	1,421,236	842,336	1,428,287	1,397,069	3,097,887	0
Total Expenditures	1,400,563	2,689,818	1,421,236	842,336	1,428,287	1,397,069	3,097,887	0
Water Enterprise	-11,596	-1,396,118	-127,536	93,196	-143,065	-103,369	-1,804,187	0

# **Sewer Enterprise Fund**

## **Budget Narrative for FY 2016-2017**

### **Budget Fund 530**

#### **DEPARTMENTAL MISSION**

This Sewer Enterprise Fund and Program is administered by the Public Works Department to support the City's Vision, Mission, and approved goals. Services will be delivered in a cost-effective and customer friendly manner, coordinating all effort with all other departments. The Sewer System is operated in a sustainable manner to ensure Gonzales maintains the current high quality of life.

#### **DEPARTMENTAL PROGRAMS**

- Operation and maintains the City's wastewater system in compliance with State, County, and Regional Regulations.
- Operation of the wastewater treatment facility.
- Maintenance of miles of wastewater collection pipes.
- Maintain lift stations.
- Maintains a fats, oil, and grease awareness program to protect infrastructure from unnecessary clogging.
- Plans for improvements to the existing system.
- Develop and maintain a computer control system for pond aeration to provide stability and cost-effectiveness.
- Maintains spill response capability.

#### **ACCOMPLISHMENTS FOR FY 2015-2016**

- The City municipal sewer system operations were in compliance with all permit requirements.
- The City municipal sewer system collected and provided treatment to approximately one million gallons of wastewater daily.
- Managed and maintained the City's five sewer lift stations.
- Contracted with Soledad to supervise plant operations until staff can become certified as plant operator.
- Selected a contractor to provide a certified plant operator in the following two years.

#### **DEPARTMENTAL GOALS FOR FY 2016-2017**

- Maintain and improve the wastewater treatment facilities with regulatory compliance.
- Work with contract chief plant operator for operation of the wastewater treatment facilities.
- Meet all regulatory sampling requirements in a cost-effectively and efficiently manner.
- Maintain consumer confidence in the City's infrastructure.
- Install a supervisory control access and data acquisition (SCADA) system at all sewer Lift stations.

- Continue training for sewer treatment and collection system operators.
- Have staff certified as operators in training, Grade I, and Grade II Operators.
- Update the operations and maintenance manual.
- Develop an interim and long-term wastewater management plan.

## **FY 2016-2017 RECOMMENDED BUDGET**

The Department's FY 2016-2017 Recommended Budget represents an overall increase of \$85,561 or 8% in expenditures, and a decrease of (\$50,000) or (5.5%) in revenues, when compared to the FY 2015-2016 Approved Budget. As a result, the requested net cost is increased by \$135,561.

### Estimated Fund Balance

The year-end Fund Balance is estimated to be \$1.7 million as of June 30, 2016, which is sufficient to cover the Net Cost.

### Revenues

Revenues are consistent with prior years.

### Personnel

The Public Works Department will be supplemented by a contracted firm to provide the personnel requirements for the sewer enterprise programs.

### Services and Supplies

This area of the budget includes the supplies and services to meet operational needs. The budget also reflects an appropriation for emergency repairs, along with the Sewer Fund share of the payment for the private placement financing used for the construction of the Water Tanks and Sewer Expansion Project.

This area also includes engineering for sludge removal of the ponds, and to design for an expansion of the Wastewater Treatment Facility. Repairs for the head works at the plant are anticipated as deferred maintenance is handled.

### Capital Projects/Fixed Assets/Land

The budget reflects capital equipment that may be needed during the year, and a portion of a used replacement dump truck.

## **MAJOR POLICY CONSIDERATIONS**

A future consideration is for the City to develop a separate industrial waste system to serve the Industrial Business Park.

Under study, is a project to increase the capacity of the Wastewater Treatment Facility.



City Of Gonzales

Month: 3/31/2016	Prior Year Actual	Current Year				(6) Recomended	(7) FY 2016/2017	(8) Adopted
		Original Budget	Amended Budget	Actual Thru March	Estimated Total			
Fund: 530 - Sewer Enterprise								
Revenues								
Dept: 000								
5515.000 Interest Income	3,070	1,000	1,000	397	1,000	1,000	1,000	
5701.000 Charges for Current Services	846,212	890,000	840,000	605,584	840,000	840,000	840,000	
5702.000 Late charges	12,965	13,000	13,000	10,567	13,000	13,000	13,000	
5900.000 Transfer from Water	0	0	0	0	0			
5905.000 Transfer from Sewer	0	0	0	0	0			
5930.000 Transfer from General Fund	0	0	0	0	0			
5958.000 Transfer from Fund 460	0	0	0	0	0			
Dept: 000	862,247	904,000	854,000	616,548	854,000	854,000	854,000	0
Total Revenues	862,247	904,000	854,000	616,548	854,000	854,000	854,000	0
Expenditures								
Dept: 000								
6110.000 Salaries-Regular Pay	136,808	175,558	133,455	93,931	133,455	150,350	149,150	
6111.000 Salaries-Overtime Pay	3,405	1,200	1,200	1,772	1,775	1,350	1,350	
6112.000 Salaries-Extra Help	1,226	0	0	0	3,862			
6113.000 Salaries-Differentials	3,828	9,175	9,175	2,684	4,500	1,230	11,807	
6120.000 Unemployment Insurance	336	0	0	3,755	3,755			
6131.000 Deferred Compensation Expense	2,696	3,209	4,930	2,529	4,930	7,275	7,050	
6132.000 Retirement - PERS	19,525	35,356	35,356	12,606	20,000	30,810	30,643	
6133.000 Contra - Pension	14,761	0	0	0	0			
6140.000 Life and Disability Insurance	1,034	3,000	3,000	1,131	3,000	2,295	2,295	
6150.000 Workers Comp Insurance	1,650	2,304	2,304	2,304	2,300	1,860	1,840	
6160.000 Social Security	10,554	14,224	14,224	6,627	14,200	12,525	12,416	
6170.000 Health and Dental Insurance	21,900	31,437	31,437	20,143	31,000	25,720	25,720	
6210.000 Special Departmental Expenses	17,116	2,000	2,000	32,602	35,000	2,000	2,000	
6211.000 Office Supplies	446	500	500	407	500	500	500	
6212.000 Maintenance Supplies	15,122	25,000	25,000	2,790	5,000	25,000	25,000	
6213.000 Oils and Lubricants	4,044	4,000	4,000	1,163	4,000	4,000	4,000	
6220.000 Telephone	5,642	8,000	8,000	4,330	8,000	8,000	8,000	
6225.000 Utilities	11,417	12,000	12,000	12,091	15,000	12,000	12,000	
6230.000 Legal and Accounting	8,809	15,000	15,000	0	10,000	10,000	10,000	
6235.000 Engineering and Surveying	13,300	65,000	115,000	116,445	150,000	115,000	115,000	
6245.000 Other Contractual Services	171,857	198,000	198,000	206,689	430,000	200,000	285,000	
6255.000 Liability Insurance	3,641	3,800	3,800	2,698	3,800	3,800	3,800	
6260.000 Advertising	1,948	2,000	2,000	760	2,000	2,000	2,000	
6265.000 Printing	0	0	0	0	0			
6270.000 Transportation and Travel	658	2,500	2,500	0	0	2,500	2,500	

City Of Gonzales

Month: 3/31/2016	Prior Year Actual	Current Year				(6) Recommended	(7) FY 2016/2017	(8) Adopted
		Original Budget	Amended Budget	Actual Thru March	Estimated Total			
Fund: 530 - Sewer Enterprise								
Expenditures								
Dept: 000								
6275.000 Subscriptions and Training	2,138	5,000	5,000	1,304	2,500	5,000	5,000	
6301.000 Bank Charges	3,205	3,000	3,000	2,811	3,000	3,000	3,000	
6305.000 Uncollectible Accounts	34,782	0	0	0	20,000	5,000	5,000	
6310.000 Other Taxes	0	0	0	0	0			
6316.000 Administrative Fees	37,000	37,000	37,000	18,500	37,000	37,000	37,000	
6331.000 Administrative Overhead	0	0	0	0	0			
6460.000 Change In Accounting Practices	173,469	0	0	0	0			
6530.000 Capital Outlay-Improvements	6,717	0	5,000	2,180	5,000	5,000	5,000	
6540.000 Capital Outlay-Equipment	0	35,000	35,000	0	0	35,000	35,000	
6542.000 Equipment-Vehicles	0	30,000	30,000	0	0	30,000	30,000	
6543.000 Equipment-Furniture	0	0	0	0	0			
6544.000 Equipment-Computers	0	0	0	4,251	9,234			
6550.000 Depreciation	116,001	140,000	140,000	70,000	140,000	140,000	140,000	
6610.000 Interest Expense	0	0	0	0	0			
6620.000 Principal Reduction	0	0	0	0	0			
6640.000 Amortization Expense	0	0	0	0	0			
6900.000 Transfers to General Fund	0	0	0	0	0			
6905.000 Transfers Out	84,480	90,000	90,000	45,000	90,000	90,000	91,753	
6930.000 Transfer to Water	60,000	60,000	60,000	30,000	60,000	60,000	60,000	
6955.000 Transfer to 407	0	0	0	0	0			
6956.000 Transfer To Fund 200	0	25,000	25,000	12,500	25,000			
Dept: 000	989,515	1,038,263	1,052,881	714,003	1,277,811	1,028,215	1,123,824	0
Total Expenditures	989,515	1,038,263	1,052,881	714,003	1,277,811	1,028,215	1,123,824	0
Sewer Enterprise	-127,268	-134,263	-198,881	-97,455	-423,811	-174,215	-269,824	0

**Garbage Enterprise Funds  
Budget Narrative for FY 2016-2017  
Budget Fund 540**

**DEPARTMENTAL MISSION**

This Garbage Enterprise Fund supports the City's Vision, Mission, and approved goals. Services are delivered in a cost-effective and customer friendly manner. The Solid Waste System is operated in a sustainable manner to ensure Gonzales maintains the current quality of life.

**DEPARTMENTAL PROGRAMS**

- Solid waste collection.
- Street sweeping.
- Gonzales Grows Green Initiative to encourage reduction in material usage, reuse of as much material as possible, and recycling when material has fulfilled its primary purpose.

**ACCOMPLISHMENTS FOR FY 2015-2016**

- Monitored solid waste collections.
- Collected appropriate fees and distributed in an approved manner.
- Maintained a contract with a consultant for leadership in the region in regulatory compliance efforts and expanded reduce, reuse, and recycling efforts.
- Met the City's AB 939 source reduction, reuse, and recycling requirements.
- Managed approximately 1,800 solid waste customer accounts.
- Worked with the SVSWA to improve the collection of garbage, and obtain better collection data.
- Conducted two cleanup events.

**FUND GOALS FOR FY 2016-2017**

- Meet all Regulatory Requirements in a customer friendly manner.
- Provide weekly collection services to the residents and businesses in Gonzales.
- Conduct two community cleanup events.
- Monitor customer complaints.
- Monitor contract compliance from franchisee.
- Renegotiate an extension of the Garbage Franchise Agreement.
- Extend contract for G3 Programs.

## **FY 2016-2017 RECOMMENDED BUDGET**

The Department's FY 2016-2017 Recommended Budget represents an overall decrease of (\$20,016) or (2%) in expenditures, and no change in revenues, when compared to the FY 2015-2016 Approved budget. As a result, the Requested Net Cost is decreased by (\$20,016).

### Revenues

They essentially remain unchanged; however, as the new fees come into effect, there may be an increase, which would be highlighted in the FY 2016-2017 Mid Year Report.

### Personnel

This budget reflects the allocation of salaries for administrative staff that support these functions.

### Services and Supplies

This budget includes office and operational supplies, and funding for the contract with the Gonzales Grows Green Consultant. Street Sweeping is funded from this enterprise effort. The franchisee, the landfill, and the solid waste authority are funded by this account.

### Capital Projects/Fixed Assets

There are no capital projects anticipated at this time for this fund.

### Transfers

Transfers are based on the level of activity.

## **MAJOR POLICY CONSIDERATIONS**

There are no major policy considerations reflected in this fund. An extended franchise will be brought to the City Council for consideration during this fiscal year.

BUDGET WORKSHEET

City Of Gonzales

Month: 3/31/2016	Prior Year Actual	Current Year				(6) Recommended	(7) FY 2016/2017	(8) Adopted
		Original Budget	Amended Budget	Actual Thru March	Estimated Total			
Fund: 540 - Garbage Enterprise								
Revenues								
Dept: 000								
5233.000 Enterprise Franchise Tax-Garba	17,662	27,000	27,000	4,962	27,000	27,000	27,000	
5236.000 Drop Box Franchise Fees	52,646	45,000	45,000	62,376	45,000	45,000	45,000	
5510.000 Investment Income	0	0	0	0	0			
5515.000 Interest Income	0	0	0	0	0			
5629.000 Tri Cities Mini Grant	0	0	0	0	0			
5701.000 Charges for Current Services	544,236	501,620	501,620	375,632	501,620	501,620	501,620	
5702.000 Late charges	19,234	18,000	18,000	15,162	18,000	18,000	18,000	
5760.000 Tipping Fee Charges	456,853	440,000	440,000	311,926	440,000	440,000	440,000	
5821.000 Other Income - Reimbursements	198,589	60,000	60,000	47,860	60,000	60,000	60,000	
Dept: 000	1,289,220	1,091,620	1,091,620	817,918	1,091,620	1,091,620	1,091,620	0
Total Revenues	1,289,220	1,091,620	1,091,620	817,918	1,091,620	1,091,620	1,091,620	0
Expenditures								
Dept: 000								
6110.000 Salaries-Regular Pay	48,742	70,046	61,150	38,036	61,150	55,860	55,920	
6111.000 Salaries-Overtime Pay	720	0	0	388	400		50	
6113.000 Salaries-Differentials	664	2,515	2,515	405	700	5,360	5,367	
6131.000 Deferred Compensation Expense	1,549	2,090	2,425	1,485	2,425	3,640	3,600	
6132.000 Retirement - PERS	7,563	14,316	14,316	3,678	7,500	11,650	11,650	
6133.000 Contra - Pension	5,717	0	0	0	0			
6140.000 Life and Disability Insurance	311	930	930	295	930	695	695	
6150.000 Workers Comp Insurance	660	795	795	795	795	795	450	
6160.000 Social Security	3,464	5,777	5,777	2,146	5,777	5,690	4,692	
6170.000 Health and Dental Insurance	5,009	11,051	11,051	4,902	11,050	5,080	5,080	
6210.000 Special Departmental Expenses	4,274	5,000	5,000	5,569	5,700	5,000	5,000	
6211.000 Office Supplies	182	200	200	131	200	200	200	
6230.000 Legal and Accounting	0	5,000	5,000	0	5,000	5,000	5,000	
6235.000 Engineering and Surveying	0	500	500	0	500	500	500	
6245.000 Other Contractual Services	231,806	80,000	80,000	56,520	80,000	80,000	80,000	
6246.000 Contract Svcs- Tri Cities	445,544	410,000	410,000	331,071	410,000	410,000	410,000	
6247.000 Contract Svcs - SVSWA	263,159	250,000	250,000	192,410	250,000	250,000	250,000	
6255.000 Liability Insurance	383	400	400	284	284	400	400	
6260.000 Advertising	35	0	0	0	0			
6275.000 Subscriptions and Training	0	0	0	0	0			
6301.000 Bank Charges	3,205	3,000	3,000	2,555	3,000	3,000	3,000	
6310.000 Other Taxes	0	0	0	0	0			
6460.000 Change in Accounting Practices	67,190	0	0	0	0			

BUDGET WORKSHEET

City Of Gonzales

Month: 3/31/2016	Prior Year Actual	Current Year				(6) Recomended	(7) FY 2016/2017	(8) Adopted
		Original Budget	Amended Budget	Actual Thru March	Estimated Total			
Fund: 540 - Garbage Enterprise								
Expenditures								
Dept: 000								
6540.000 Capital Outlay-Equipment	0	0	0	0	0			
6544.000 Equipment-Computers	0	0	0	0	0			
6900.000 Transfers to General Fund	230,000	230,000	230,000	102,000	230,000	230,000	230,000	
Dept: 000	1,320,177	1,091,620	1,083,059	742,670	1,075,411	1,072,870	1,071,604	0
Total Expenditures	1,320,177	1,091,620	1,083,059	742,670	1,075,411	1,072,870	1,071,604	0
Garbage Enterprise	-30,957	0	8,561	75,248	16,209	18,750	20,016	0

**Solar Project Fund  
Budget Narrative for FY 2016-2017  
Budget Fund 550**

**DEPARTMENTAL MISSION**

This Solar Project Fund provides two solar systems that power the Water and Wastewater Systems. The second solar project is included in this budget. Future projects will also be funded through this fund also.

**DEPARTMENTAL PROGRAMS**

- Pays finance charges for current solar systems.
- Tracks solar rebates and cost effectiveness of the Solar Systems.
- Maintains the Solar Systems.
- Build new project including several solar installations.
- Plans for future projects to improve cost-effectiveness.

**ACCOMPLISHMENTS FOR FY 2015-2016**

- Cleaned and maintained existing solar systems.
- Monitored effectiveness of the existing systems.
- Planned for new projects.

**DEPARTMENTAL GOALS FOR FY 2016-2017**

- Continue to monitor funds used for the Solar Project and SCADA System.
- Build new solar projects at Well 6, Gonzales PD, Pool, and the PW Yard.

**FY 2016-2017 RECOMMENDED BUDGET**

The Department's FY 2016-2017 Recommended Budget represents an overall increase of \$1,288,194 or 477% in expenditures, and \$87,632 or 26% in revenues, when compared to the FY 2015-2016 Approved Budget. As a result, the Requested Net Cost is increased by \$997,540.

*Fund Balance*

The Fund Balance is estimated to be \$1.2 million as of June 30, 2016, which is sufficient to cover the Fund's Net Cost.

Revenues

Revenues reflect the transfers from the Sewer and Water Enterprise Funds necessary to cover the lease purchase payment for the existing systems and the income from financing the new systems.

Personnel

There are no personnel associated with this fund.

Services and Supplies

The services are scheduled maintenance.

Capital Projects/Fixed Assets

The cost of building the new solar systems at the Police Department, Well 6, Pool, and Public Works Yard.

**MAJOR POLICY CONSIDERATIONS**

There are no major policy considerations reflected in this budget at this time.



BUDGET WORKSHEET

City Of Gonzales

Month: 3/31/2016	Prior Year Actual	Current Year				(6) Recomended	(7) FY 2016/2017	(8) Adopted
		Original Budget	Amended Budget	Actual Thru March	Estimated Total			
Fund: 550 - Solar Project Fund								
Revenues								
Dept: 000								
5515.000 Interest Income	0	0	0	0	0			
5821.000 Other Income - Reimbursements	80,390	65,000	65,000	52,601	65,000	65,000	65,000	
5831.000 LTD Proceeds	0	0	0	0	0			
5900.000 Transfer from Water	179,530	180,000	180,000	90,000	180,000	180,000	247,476	
5905.000 Transfer from Sewer	84,480	90,000	90,000	45,000	90,000	90,000	91,753	
5930.000 Transfer from General Fund	0	0	0	0	0		18,403	
Dept: 000	344,400	335,000	335,000	187,601	335,000	335,000	422,632	0
Total Revenues	344,400	335,000	335,000	187,601	335,000	335,000	422,632	0
Expenditures								
Dept: 000								
6210.000 Special Departmental Expenses	0	0	0	0	0			
6225.000 Utilities	0	0	0	0	0			
6245.000 Other Contractual Services	14,584	10,000	10,000	10,000	10,000	10,000	10,000	
6260.000 Advertising	0	0	0	96	100	100	100	
6301.000 Bank Charges	0	0	0	500	0			
6530.000 Capital Outlay-Improvements	0	0	0	0	400,000		1,200,000	
6550.000 Depreciation	38,544	0	40,000	20,000	40,000	40,000	40,000	
6610.000 Interest Expense	103,650	150,000	95,587	73,279	95,587	95,000	135,570	
6620.000 Principal Reduction	0	110,000	172,524	71,500	172,524	172,524	172,524	
Dept: 000	156,778	270,000	318,111	175,375	718,211	317,624	1,558,194	0
Total Expenditures	156,778	270,000	318,111	175,375	718,211	317,624	1,558,194	0
Solar Project Fund	187,622	65,000	16,889	12,226	-383,211	17,376	-1,135,562	0
Grand Total:	539,533	-2,184,054	206,376	812,009	305,070	-352,435	-3,181,594	0