



City of Gonzales



Fiscal Year 2020-2021

CITY

&

SUCCESSOR AGENCY

Recommended Budget

(June 22, 2020)

Gonzales will continue to be a safe, clean, family-friendly community, diverse in its heritage, and committed to working collaboratively to preserve and retain its small town charm

TABLE OF CONTENTS

FY 2020-2021 City & Successor Agency Budget

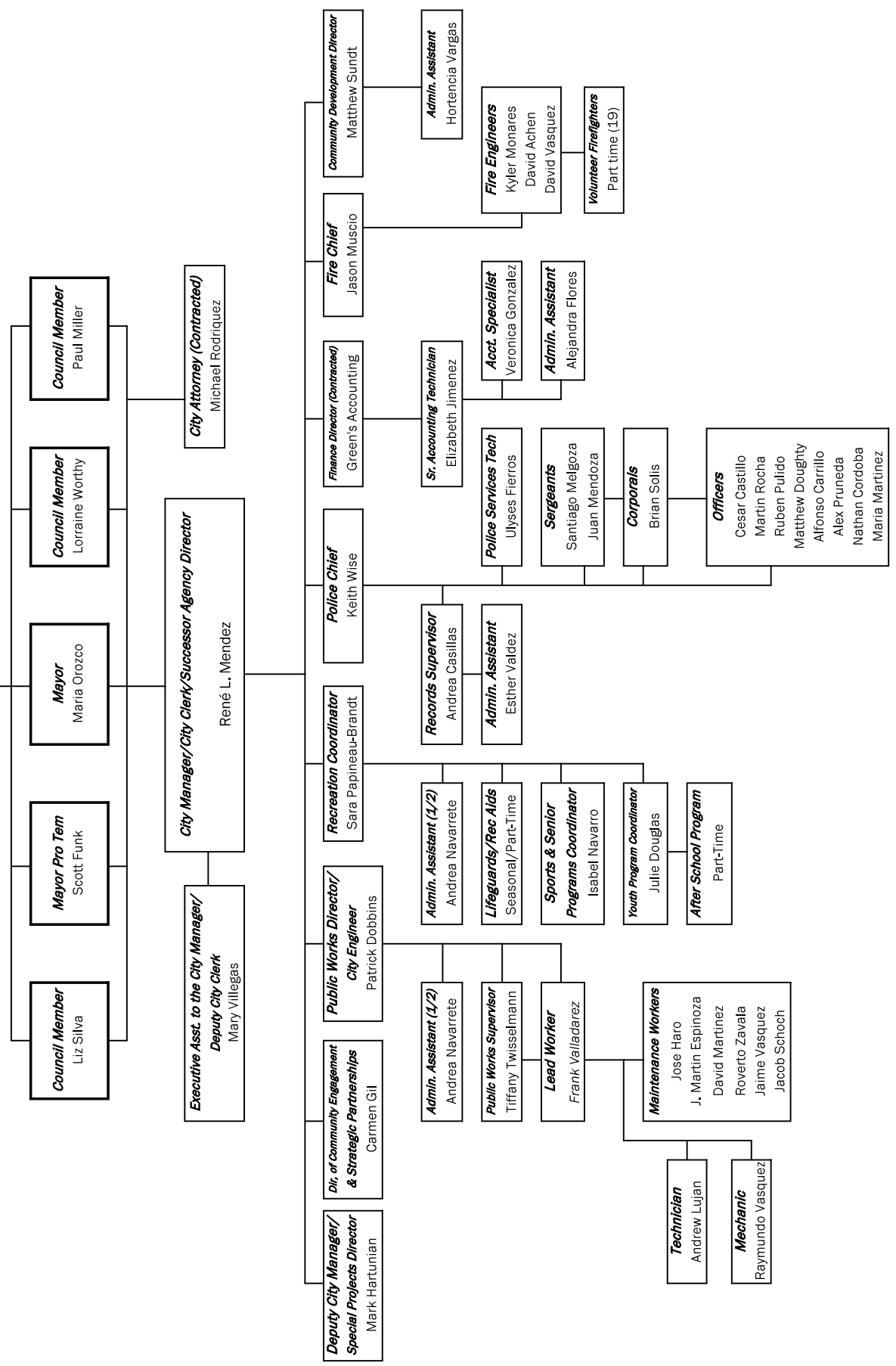
UPFRONT SECTION	Page
Organizational Chart	1
Transmittal Letter	2
Budget Message	5
Exhibit A (<i>Fund Balance Summary</i>)	
Exhibit B (<i>Budget Summary of all Funds</i>)	
Exhibit C (<i>Interfund Transfer Reconciliation</i>)	
Exhibit D (<i>Classification Plan FY 2020-2021</i>)	
Exhibit E (<i>Letter to the Community</i>)	
UNIT # GENERAL FUND	
000 General Purpose Revenues	30
100 City Council	35
110 City Manager/City Clerk	38
130 Finance Department	43
150 City Attorney	46
160 Community Development Department	49
170 General Governmental Buildings	54
200 Non Departmental	57
300 Police Department	60
310 Fire Department	65
320 Building Regulation	69
400 Public Works Department	73
500 Parks Department	77
510 Recreation Services	80
511 After School Program	85
515 City Aquatics	88
550 Youth Development & Leadership Initiative	91
800 Quality of Life Tax Measure	94
900 General Fund Debt Service	98
FUND # OTHER FUNDS	
110 COVID-19	100
120 Community Development	103
123 Business Loan Grant Program	106
124 Air Pollution Control Fund	109
127 Urban County (CDBG)	112
130 Street Fund	115
136 Measure X Transportation Program	119
137 SB1 Transportation Program	122
150 Supplemental Law Enforcement	125
190 Fire Impact	128

TABLE OF CONTENTS

FY 2020-2021 City & Successor Agency Budget

FUND #	OTHER FUNDS CONT.	Page
200	General Plan Impact	131
201	Sphere of Influence Impact Fund	133
210	Public Safety	136
220	Police Impact	139
230	Sewer Impact	141
235	Circulation System Impact	144
240	Water Impact	147
241	Public Facilities Impact	150
242	Public Uses Impact	153
243	Aquatics Facilities Impact	156
244	Animal Control Facilities Impact Fees	158
245	Storm Drainage Facilities Impact Fee	160
250	Park Impact	163
260	Intersection Improvement	166
270	CA Breeze Park & Open Space Maintenance Assmt. Dist. Phase I, II, & III	169
280, 290, 300	CA Breeze Benefit Assessment District	173
302	Canyon Creek Park & Open Space Maintenance Assmt. Dist. Phase I, II, & III	179
304, 306, 308	Canyon Creek Benefit Assessment Districts Phase I, II & III	182
310	Cipriani Estates Park & Open Space Maintenance Assessment District	187
312	Cipriani Estates Benefit Assessment	190
314	Gonzales Industrial Park Landscape District	193
316	Gonzales Industrial Park Benefit Assessment District	196
407	Agricultural Industrial Park Federal Grant	199
420	Shopping Center REDIP	202
426	Gonzales Successor Agency	204
427	Gonzales Successor Agency - Housing	208
450	Gonzales River Road Assessment District	210
460	Capital Infrastructure	212
520	Water Enterprise	215
530	Sewer Enterprise	219
540	Garbage Enterprise	223
550	Solar Project	227
560	Gonzales Electric Authority	230

City of Gonzales
FY 2020 - 2021





City of Gonzales

P.O. BOX 647
PHONE: (831) 675-5000

147 FOURTH ST.
FAX: (831) 675-2644

GONZALES, CALIFORNIA 93926
www.gonzalesca.gov

June 22, 2020

Honorable Mayor Orozco and Council Members
Chairperson Orozco and Successor Agency Board Members
P.O. Box 647
Gonzales, California 93926

Dear Council and Board Members:

I am pleased to transmit to your Council and Board the Recommended Budget for FY 2020-2021, before moving forward to describe what is included in the Recommended Budget, it is important to reflect on how life changed since we started responding and adjusting to the COVID-19 pandemic.

Under the County's "Shelter-in-Place" order: all community residents were asked to stay home unless they were an essential worker; our local economy was paused, City programs were stopped, our parks were closed, our doors were closed to the public; and perhaps more impactful for our community, our schools were closed. It is hard to imagine, but all of a sudden, life in our community shifted and was different. No longer did we hear and feel the daily energy from our schools, parks and activities. Businesses closed and/or went to reduced hours and had to abruptly change their practices. As a City, we quickly shifted and had to mobilize to provide immediate aid, information, and adopt our essential programs to the new norm. Not only did we quickly mobilize to increase food aid to our community, but (1) quickly implemented a business relief program; (2) worked with all our businesses to close and/or shift operations; (3) shifted our after-school and preschool programs to online and virtual; and (4) began providing timely information and education to our community in both English and Spanish.

In addition, staff rapidly adapted and deployed the "Internet for All" hotspots safely to our community, which proved invaluable as our students shifted to online learning, and many in our community started working from home. Suddenly, providing internet service for the community became indispensable and vital. **Perhaps above all else, our Community needs to be commended for stepping up and doing what needed to be done.**

While it was still hard to predict the impacts of COVID-19, the budget reflects a decrease in revenues, reductions in many budgets, the closure of the pool, and a phased in approach to restarting the after-school program, recreational pre-school and the other recreational programs. As the County moves through the State reopening stages, staff will continue to work with County staff to develop the protocols necessary to start reopening our programs. The budget further contemplates working with our business community and residents on the post COVID-19 recovery. This may require aiding our community members that need help to pay their rent or other critical expenses, providing additional business loans or other programs to help small businesses recover, and begin working on shifting the 2-year pilot "Internet for All" program to a permanent program.

Before the COVID-19 pandemic, it is important to stress that we started the 2019-2020 Fiscal Year, with the City achieving a significant milestone and validation of all the efforts the past 10 years, when it was recognized by the Robert Wood Johnson Foundation (RWJF) as one of five winners¹ of the 2019 RWJF Culture of Health Prize. The Prize honors and elevates communities for working at the forefront of advancing health, opportunity, and equity. While there were many reasons why Gonzales was recognized, nothing sums it up better than the *Gonzales Way: Love, Care and Connect* mindset. Even though COVID-19 paused the community celebration of the Health Prize, it in no way stopped our efforts and I firmly believe is the main reason why the City and Community responded so quickly and positive to the COVID-19 challenges.

¹ Gonzales was only the fourth community recognized in California for this distinction since the award started almost 10 years ago.

In order to begin the post COVID-19 recovery and keep critical programs funded, the FY 2020-2021 Recommended Budget sets forth total budget requirements in the amount of \$16,535,567, which is \$215,322 higher than the FY 2019-2020. The main reason for the change is the net result of (a) impacts from COVID-19, (b) a significant increase in workers' compensation costs, (c) an increase in the impact funds and water enterprise fund, and (d) restarting the principal debt service payments for the solar project that had been paused the prior two fiscal years.

Of the overall budget amount, the General Fund appropriations total \$5,895,124, which is \$135,005 or 2.3% higher than the FY 2019-2020 Budget amount of \$5,763,119. The change is being driven primarily by a significant increase in workers' compensation costs.

Overall, revenues are \$17,442,279; of that, the General Fund is \$5,254,118, which is (\$304,912) or (5.5%) lower than FY 2019-2020. The reason for the change is a reduction in sales tax revenues and building and planning permit revenues as a result of lower activity. It is on the revenue side, where the City is experiencing the main impacts due to COVID-19.

Unlike the prior several years while the FY 2020-2021 is more tempered, it still reflects many positive attributes. For example, it funds all authorized positions, maintains core operations, continues the "Internet for All" initiative, and maintains and proactively continues the development of the Gonzales Agricultural Industrial Business Park (GAIBP).

Also, on the positive side, though COVID-19 paused some aspects of the local economy, several businesses are building or expanding. For example: (a) Papé Material Handling was on schedule to start construction by July 1, 2020; (b) Concentric Power was moving forward to finalize the Energy Services Agreement with the City to begin construction of the microgrid; (c) both Del Monte and Taylor Farms finalized wastewater agreements with the City; and (d) the City was finalizing the Enhanced Infrastructure Financing District (EIFD) with the County.

The Recommended Budget also reflects resources to finish the Supplemental Environmental Impact Report (EIR) and fiscal plan needed for the next growth phase for the City. Once completed, the EIR and fiscal plan will be used to help complete and inform the application to the Local Agency Formation Commission (LAFCO) to annex up to 1,300 acres into the City.

On the health side, the Salinas Valley Memorial Health Care System has finished construction of a significant expansion to the Taylor Farms Family Health and Wellness Center, and was poised to significantly expand their health and medical offerings to the community and South County. In addition, the budget continues proactive implementation of the Health in all Policies (HIAP) initiative in the City, which was validated and was a major reason why the City was recognized as one of five Community of Health Prize by the Robert Wood Johnson Foundation and the University of Wisconsin.

On the capital infrastructure side, the Recommended Budget reflects funds to (a) finish construction of a new water well; (b) begin the construction process to increase the capacity of the Wastewater Treatment Facility; and (c) begin the Gloria and Iverson Roads reconstruction project.

The budget continues to reflect key initiatives to proactively grow the City's business base, which over time, will continue to increase sales and property tax revenues, more jobs; and overall, a more healthy and vibrant local economy. Some of the key efforts include (a) the Gonzales Grows Green (G3) Initiative; (b) continued focused work with the property owners in the Gonzales Agricultural Industrial Business Park (GAIBP); (c) continued leadership in the Monterey Bay Community Power Agency (MBCP); (d) implementation of the energy microgrid project to provide renewable (green) power to sustain business growth in the GAIBP; and (e) the continued proactive marketing of the Gonzales Brand and Gonzales Way.

The Recommended Budget also maintains a great emphasis in the City's youth initiatives and programs which include, but are not limited to, (a) the Gonzales Youth Commissioners and Council working with the City on the development of the Teen Innovation Center; (b) the slow restart of the "Kid Power" program; (c) funding of the Hartnell Promise which is more important than ever as a result of an increase in our graduating seniors, opting to stay close to home for the first year of college due to COVID-19; and (d) continued growth of the "Ensuring Gonzales Youth Achieve 21st Century Success."

On the organizational side, we will enter the new fiscal year with every authorized position filled for the first time in over five years. This is very significant because it not only allowed the City to maximize our response to the COVID-19 pandemic, but will be critical to maneuver through the recovery.

The budget continues to reflect the \$1 million General Reserve (rainy day fund) and a starting FY 2020-2021 General Fund Balance of \$585,401 million, which allows your Council to maintain the existing core programs and present a balanced budget. However, the Recommended Budget is presented with a heavier use of Fund Balance than in prior years. As will explained later in the budget message, while this is certainly a concern in the short-term, it does not touch the General Reserve and is recommended to help the City work through the COVID-19 impacts.

As a result of using Fund Balance, as your Council reviews the budget document, please keep in mind that any increases in expenditures or funding new programs and/or initiatives should be done cautiously because they will need to be taken from another section of the budget. This approach is recommended, because it is important to preserve our General Reserve.

I would like to take this opportunity to express my appreciation to all my staff, Elizabeth Jimenez and Mike Howard² whose dedicated service, cooperation, and commitment to excellence made this document a possibility. Michael Rodriguez, City Attorney, who has been a great partner and provided invaluable advice to all departments. In particular, I would like to especially acknowledge and thank Mrs. Mary Villegas for her hard work not only on this document, but also for her ability to keep the City Manager's Office organized and moving forward.

Respectfully submitted,



René L. Mendez
City Manager

² Mike is with Green's Accounting, who provides under contract the financial services for the City.

MEMORANDUM

TO: Honorable Mayor Orozco and City Council
Chairperson Orozco and Successor Agency

FROM: René L. Mendez, City Manager and Director

DATE: June 22, 2020

SUBJECT: City Manager and Director FY 2020-2021 Recommended Budget

RECOMMENDATION

Consider and approve the FY 2020-2021 City and Successor Agency Recommended Budget with the accompanying Resolutions on June 22, 2020, or if needed on June 29, 2020, as presented, which is balanced, maintains Council priorities, and maintains acceptable service levels.

SUMMARY

The Recommended Budget for FY 2020-2021 totals \$16,535,567 in expenditures, of which \$5,895,124 is the General Fund. The General Fund reflects an increase of \$75,027 or 1.3% over the FY 2019-2020 Budget amount of \$5,763,119.

As we start the new fiscal year, we will look back at the 2019-2020 Fiscal Year and remember it for two milestones. The first half of the Fiscal Year saw the City recognized by the Robert Wood Johnson Foundation (RWJF) as one of five winners³ of the 2019 RWJF Culture of Health Prize Community. This was and is a significant distinction that in many ways validated and reinforced the City’s work over the last decade, and the “*Gonzales Way: Love, Care, & Connect*” mindset.

Unfortunately, the second half saw our community, along with the rest of the country, pause our way of life in response to the COVID-19 pandemic. Responding to Monterey County’s “Shelter in Place” order, businesses were closed in the community (unless essential), most of our residents were asked to stay home, schools closed, we closed City offices to the public, we paused all of our youth programs, closed our parks, and we quickly shifted operations to support our businesses, community and the most vulnerable. While challenging, our “*Gonzales Way*” mindset helped us engage, move quickly, responsibly, and shift our focus. Fiscally, it did result in expenditures that were not anticipated, and lower revenues as a result of the economic impact of the pandemic. However, even though we significantly shifted operations, we maintained momentum in several key areas like: (a) the microgrid; (b) “Internet for All”; (c) continue development of the Enhanced Infrastructure Financial District (EIFD); (d) continued development of the Gonzales Agricultural Industrial Park; (e) work continued on the Supplemental EIR and fiscal studies for the new growth areas; and (f) connecting and engaging with the community. These areas are highlighted because they will help the City come out COVID-19 pandemic stronger than ever.

Similar to prior years, the overall “operating” budget is again skewed by the “Transfers-In” of resources among funds. For example, transfers include several funds into the General Fund, from the Supplemental Law Enforcement Fund into the Public Safety Fund, from several assessment funds into the Streets Fund, and from the Water and Sewer Enterprise to the Solar Fund. While this method clearly isolates the contribution among funds, in reality, they are “paper-only” transactions that artificially inflate the total budget by approximately \$1,259,915.

The following sections in the Budget Message are intended to provide: (1) an overview of pressures on the overall City Budget; (2) an overview of General Fund budgets; (3) highlights of Non-General Fund budgets and programs; and (4) some closing thoughts.

³ Gonzales was only the fourth community recognized in California for this distinction since the award started almost 10 years ago.

PRESSURES ON THE OVERALL BUDGET

Post COVID-19 Recovery

As mentioned above, there will be significant pressure on the City budget and operations as we start recovering from the pandemic. Not only will the City need to continue to adjust as we work through all the State's recovery stages, but this will likely be done with a reduction in anticipated revenues, and the use of Fund Balance to balance the budget.

Housing

While this is certainly a significant need for the community, the State continues to place significant pressure on cities to construct new housing. Even though the pandemic slowed a lot of construction, the City can expect legislation and funding opportunities to develop more housing.

Workers' Compensation and Liability Insurance Costs

Even though the budget has adequate resources to cover workers' compensation and liability insurance costs, the budget reflects an increase of approximately \$200,000 spread out over several funds. Generally, staff has done a great job of managing the exposure and claims, but sometimes accidents and/or incidents are unavoidable. The majority of the increase is reflected in the Police Department budget, which is the result of having had several cases the last few years.

Positive External Relationships

On the positive side, staff continues to work diligently to reinforce, grow, and/or establish new partnerships with the Private Sector and other agencies.

Examples of these partnerships include:

- a) Continue the collaboration and taking on a leadership role on Countywide Economic Development Efforts and Housing.
- b) Maintain a leadership position in the Monterey Bay Community Power Agency (MBCP) and United Way of Monterey County.
- c) Continue to support and enhance the partnership with the Gonzales Unified School District; the continued implementation of the "Ensuring Gonzales Youth Achieve 21st Century Success" Initiative.
- d) Continue to work with the County and Monterey County Cities on a variety of regional efforts including solid waste, economic development, housing, gang suppression, health, and transportation.

MAJOR CITY VISION INITIATIVES REFLECTED IN THE BUDGET

The following is a list of some of the major initiatives reflected in the Budget:

- Sufficient resources to move through the COVID-19 pandemic recovery plan.
- Complete the Supplemental EIR and LAFCO application needed for the next growth phase of the City to develop (a) housing of all types, (b) needed improvements to public infrastructure, (c) economic development, and (d) job opportunities.
- In partnership with the Gonzales Unified School District (GUSD), continue (a) to work towards securing the location for the critically needed new Elementary School, (b) the "Ensuring Gonzales Youth Achieve 21st Century Success" Initiative, and (c) to bring and/or develop new innovative science, technology, engineering and mathematics "STEM" programs.
- Continue development of the Gonzales Agricultural Industrial Business Park, which among other

opportunities will see Papé Material Handling under construction; Del Monte/Mann go into full operations; and Concentric Power starting construction not only on their new business location, but the microgrid.

- Continue to increase partnerships with the City’s business community.
- Maintain proactive implementation of the “Gonzales Grows Green (G3)” Initiative.
- Continue proactive engagement of the community to take the next steps on the development of the Community Center.
- Continue proactive engagement of the community’s youth in the future of their City, which will hopefully culminate in beginning construction of a Teen Innovation Center.
- Continue the proactive effort to develop more programs for our seniors.

BUDGET GOALS AND OBJECTIVES

As in prior years, the City Budget sets forth the foundation for major Council policy actions and provides a fiscal “Road Map” of the direction for City government to follow now, and in the future. The City Budget represents the single most important document that is prepared, reviewed, and approved on an annual basis.

The format used for this budget:

- Reflects all revenues directly in the programs for which they are to be used;
- Includes all of the City’s grants and operating trust funds;
- Includes detailed fund balances of all the City funds, along with their reserve levels;
- Relies on the Net City Cost concept to explain the cost to City resources. For example, a larger net negative means that it is costing the City more, and conversely a lower net negative and/or higher positive number indicates that it is costing the City less to provide the program; and
- Reflects a consistent and standard narrative format:
 1. Description of each individual budget and program.
 2. Major accomplishments by each Department in FY 2019-2020.
 3. Departmental goals for FY 2020-2021.
 4. The Recommended Budget in detail.
 5. Major policy considerations being requested.

Budget Core Priorities

This budget maintains several key core Priorities:

1. City Vision and Mission point the direction.
2. Maintain, the existing valuable workforce.
3. Maintain critical services (i.e. GYC, Community Engagement, Public Safety, Fire, and Sewer and Water).
4. Honor all debt obligations.
5. Maintain a minimum balance in the General Reserve of \$1 million and start rebuilding the General Fund Balance.

The following principles and goals have been maintained:

- Whenever possible, the Budget is balanced with ongoing and known revenue sources equaling ongoing and reasonably expected expenses.
- To the extent possible, one-time money is not used for ongoing operations.
- To the extent possible, one-time money is used for one-time expenditures.
- Service levels are maintained at the highest level within funding constraints.
- Discretionary revenues are maximized to provide the Council with options to fund beneficial local programs and services.
- Accuracy and accountability in estimating and monitoring revenues and expenses during the fiscal year will continue to improve.

PROJECTED FUND BALANCES

As of the writing of this document, the final fund balances for all major funds were not yet available; therefore, estimates of year-end fund balances for all major funds have been relied upon to balance the budget. Though the FY 2019-2020 was almost over at the time this message was prepared, the estimates can and will probably change after the Finance Department closes the accrual period at the end of July. The accrual period is very important because it is used to clean up, and/or eliminate encumbrances (funds kept “on hold” for contracts and purchases made at the end of the fiscal year), and to receive revenue that is due to the City, which comes in arrears (this is typical of many grant programs and sale tax revenues).

It is important to realize that Fund Balance is not a fund or a separate account, but by definition, is simply the difference between the assets and liabilities of a governmental fund. While it is critical to keep a close watch on fund balance levels and not become too reliant on it, in all likelihood, there will always be a fund balance. The key is for the organization to identify what areas generate the fund balance.

The Fund Balance Summary Report (Exhibit A) provides a fund balance summary of all the funds, as well as their Reserves as of June 30, 2019, and an estimate for the end of the 2020-2021 Fiscal Year. Based on the level activity projected for the few weeks left in the fiscal year, the year-end 2019-2020 General Fund - Fund Balance is estimated to be approximately \$585,403, which is in addition to the \$1 million in General Reserves.

Fund Balance estimates of other major funds to start the fiscal year include the Water Enterprise Fund at \$3.6 million, the Sewer Impact Fund at \$2.1 million, Water Impact Fund at \$1.2 million, Canyon Creek Maintenance Funds (1, 2 & 3) at \$772,363, and Sewer Enterprise at \$497,536.

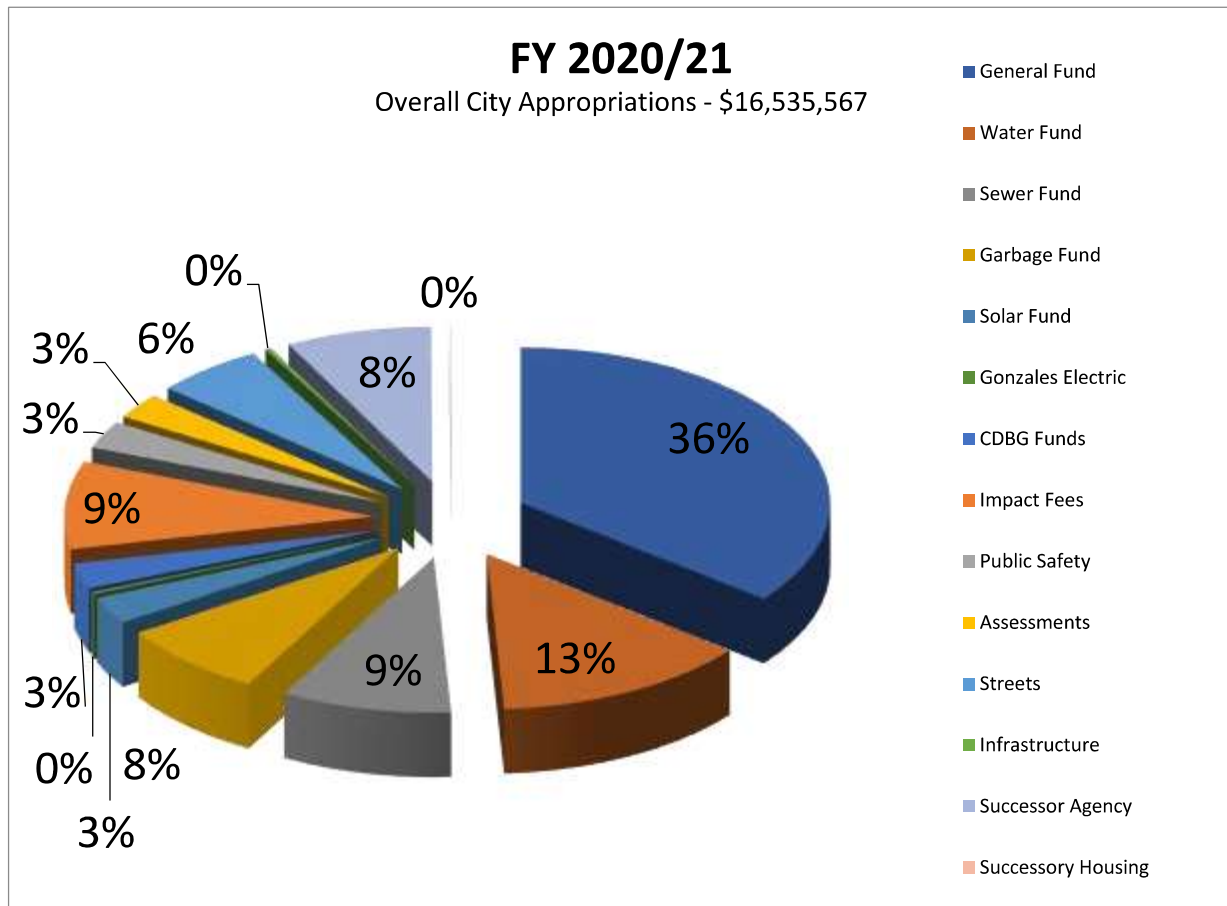
TOTAL BUDGET REQUIREMENTS

Exhibit B provides a Summary of Expenditures and Revenues by fund. It is the same straightforward format used for the monthly financial reports. This summary is the basis for the following discussion.

Expenditures

Total expenditures for the FY 2020-2021 Recommended Budget are \$16,535,567 which is \$215,322 or 1.3% higher than FY 2019-2020. As illustrated in the graph below, *Overall City Appropriations*, the General Fund Budget comprises 35.65% of the total expenditures or \$5,895,124 million; followed by the Water Fund at 13.5% or \$2.2 million; Impact Funds at \$1.5 million or 9.19%; Sewer Fund at \$1.5 million or 8.9%; the Garbage Fund at 7.8% or \$1.2 million; and the Successor Agency – Trust & Housing Funds at 7.7% or \$1.27 million.

The reasons for the overall difference are the increases to workers’ compensation and liability insurance costs spread out among funds, reflecting the principal for the debt service in the Successor Agency and Solar Funds; capital projects in the Sewer and Water Funds; and the 3% cost-of-living-adjustment for the employees effective January 1, 2021.



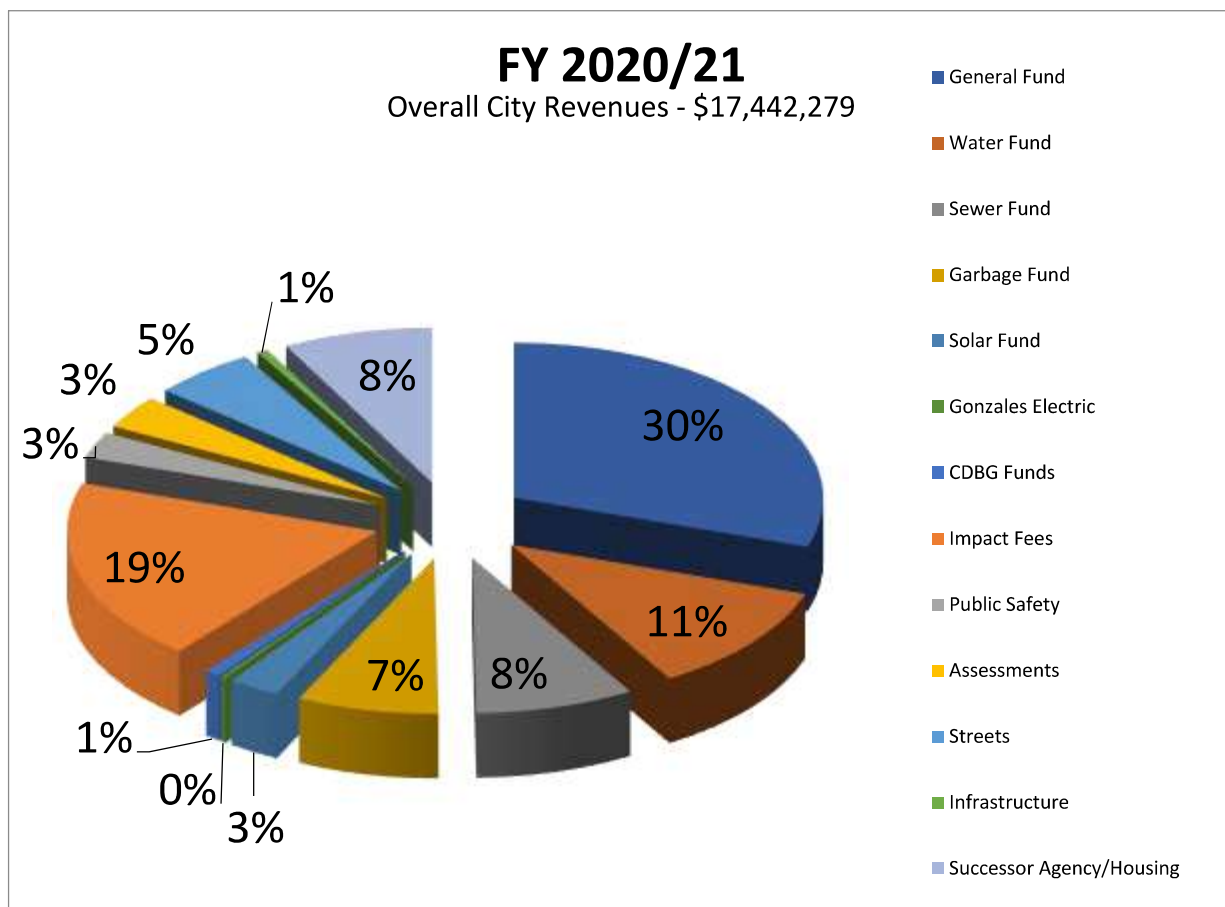
Revenues

Total revenues for the FY 2020-2021 Recommended Budget are \$17,442,279 which is \$2.8 million or 19% more than the FY 2019-2020 Budget. As reflected in the following graph, *Overall City Revenues*, the General Fund comprises 30% or \$5,254,118 of the total budget; followed by the Impact Funds at 19% or \$3.3 million; the Water Fund at 11% or \$1.98 million; Sewer Fund at 8.3% or \$1.44 million; Successor Agency at 7.8% or \$1.36 million; and the Garbage Fund at 7.4% or \$1.29 million.

The change in overall revenues is the net result of:

- A reduction in Sales Tax, Transaction and Use Tax, and Planning and Building permit revenues in the General Fund;
- A slight increase in the Property Taxes and the Property Tax-VLF adjustment revenues from the State;
- An increase in revenues in both the Water and Sewer Funds from higher utilization by the GAIBP;
- A significant increase in Impact Fee revenues, primarily driven by a \$3 million payment from Taylor Farms to offset their increase in wastewater usage; and
- The transfers of resources among funds throughout the budget.

Where the overall budget reflects expenditures exceeding revenues, it is primarily due to existing reserves (Fund Balance), being used in the Water Enterprise, Community Development and General Fund. The General Fund is utilizing Fund Balance to cover its Net Cost primarily due to what will hopefully be a one-time increase in workers' compensation and liability insurance costs and also to allow time for local revenues to recover after the COVID-19 pandemic.



Attachment: Budget FY 20-21 (1789 : FY 2020-2021 City and Successor Agency Budget)

OVERALL DISCUSSION OF GENERAL FUND BUDGET

Budget Parameters

The recommended budget in addition to relying on the Vision and Mission, and Council priorities, was prepared with the following parameters:

- Maintain core City programs and critical infrastructure;
- Maintain the existing workforce which for the first time in over 5 years, reflects all authorized positions filled. This was and is the primary reason why the City has been able to maneuver through the COVID-19 pandemic and will be key in the recovery;
- Strategically fund several key Vision and Mission Initiatives that will be necessary for the post COVID-19 recovery. These include, pro-active economic and business development, the electric microgrid, the EIFD, the construction of a new Separate Industrial Wastewater Plant, G3, and completing the Supplemental EIR and LAFCO annexation application for the new growth area;
- Used TUT resources to continue to enhance critical initiatives like the “Internet for All” and GYC; and
- Allows for continued development of the Community Center and Teen Innovation Center.

Overall General Fund Approach

Pending budget direction, the City’s General Fund is balanced with use of Fund Balance of \$585,403 and a revenue amount of \$5,254,118. Such heavy use of Fund Balance while not ideal, is recommended in order to allow time for revenues to recover post COVID-19 pandemic. However, even with this high use of Fund Balance, it is important to stress the Recommended Budget maintains the General Reserve at \$1 million.

Unlike the last recession, it is difficult to predict how deep the COVID-19 impact will be and for how long. As a result, the Recommended Budget reflects a prudent approach. It reflects an estimated reduction in revenues of \$300,000, which when added to the estimated prior year loss \$150,000 is a combined loss in revenue of \$450,000 over two years. While this loss is certainly a concern, due to the nature of the local economy and our community’s shopping patterns, this revenue will recover.

The significance of the estimated \$450,000 impact while concerning, is that it only reflects base revenue conditions and patterns that existed before the COVID-19 pandemic. It does not reflect new sales and property tax revenues that are expected to come on-line over the next two years from Papé Material Handling Inc., Concentric Power, Del Monte/Mann, Caracoli Cellars, and the microgrid.

On the expenditure side, the plan is to take a prudent and deliberate approach during the year, especially the first six months to allow the time necessary to see how revenues develop. What this means is that with the exception of personnel costs, all other expenses will be carefully monitored and phased. Therefore, while not anticipated, should revenues perform worse than anticipated, budget adjustments will be brought to your Council before the end of 2020.

Departmental Budget Requests

The budget includes individual narrative sheets for each budget that illustrate a variety of information, including a Recommended Budget, and Major Policy Consideration section.

Expenditures

Overall, the budget is primarily status quo and funds all authorized positions which are all filled. It reflects the full year funding of Public Works Director/City Engineer and the Director of Community Engagement & Strategic Partnership positions. In addition, it reflects full year funding for the “Internet for All” hotspots, the increase in workers’ compensation and liability costs which is primarily reflected in the Police and Fire Department budgets, and a 3% cost of living adjustment effective January 1, 2021.

What the budget does not reflect, because of COVID-19, is full funding of the after-school program, summer day camp, recreational pre-school, and the full slate of recreational and pool programming. In addition, the budget overall has a reduced level of anticipated travel and training.

Revenues

With the exception of Property Taxes and Motor Vehicle in Lieu/VLF adjustment, most of the other General Fund revenues are down or at best neutral. As previously mentioned, this is the hardest part of the budget to estimate because unlike past economic downturns resulting from recessions or other disruptions, we are in uncharted territory as it pertains to the COVID-19 pandemic.

Use of General Fund - Fund Balance

The Proposed Budget reflects a heavy use of Fund Balance in order to cover what is hopefully a one-time increase in workers' compensation and liability insurance costs, and allow the time for revenues to recover. What is good is that there are sufficient resources to allow this to occur and still maintain the \$1 million General Reserve.

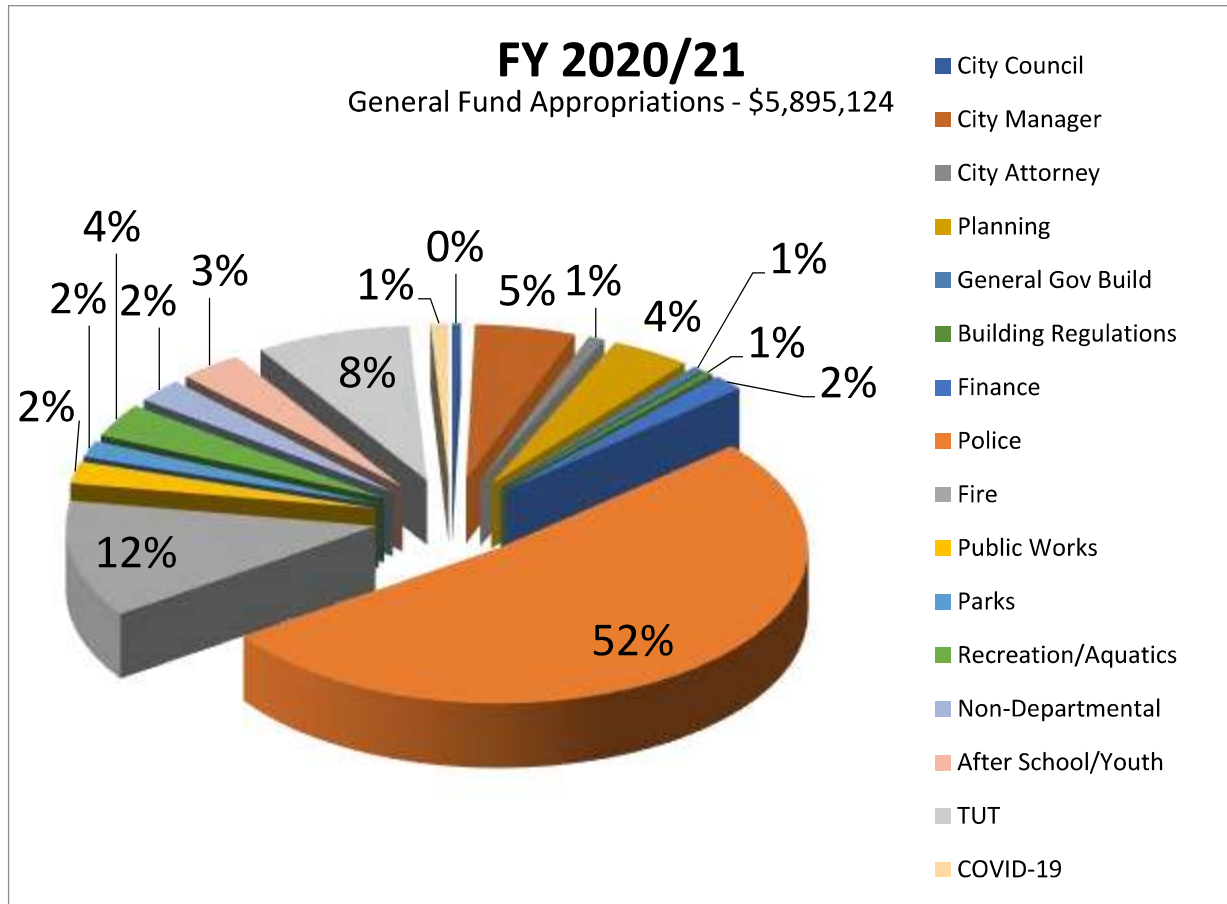
Left Intentionally Blank

TOTAL GENERAL FUND BUDGET AND FINANCING REQUIREMENTS

Expenditures

As illustrated in the graph below, *General Fund Appropriations*, overall, General Fund expenditures total \$5,895,124, which is 3% or \$132,005 higher than the prior year. As shown, Police continues to be the largest General Fund program at 51% or \$3,054,880⁴ million; followed by Fire at 12% or \$719,835; and Parks, Recreation, Aquatics and Youth Programs at 8.55% or \$504,265.

The increase in expenditures is mainly due to the net impact (a) the increase in workers' compensation and liability insurance costs, (b) full year funding of "Internet for All" hotspots, and (c) a 3% COLA effective January 1, 2021.



⁴ The Police Budget reflects a one-time increase in workers' compensation and liability costs of \$150,000, the annual 911 Emergency Communication Costs allocated by the County of approximately \$150,000, and the SPCA costs of approximately \$45,000, for a total of approximately \$345,000. Pulling out these costs would result in a budget for the Police Department of \$2.7 million or 48% of the total.

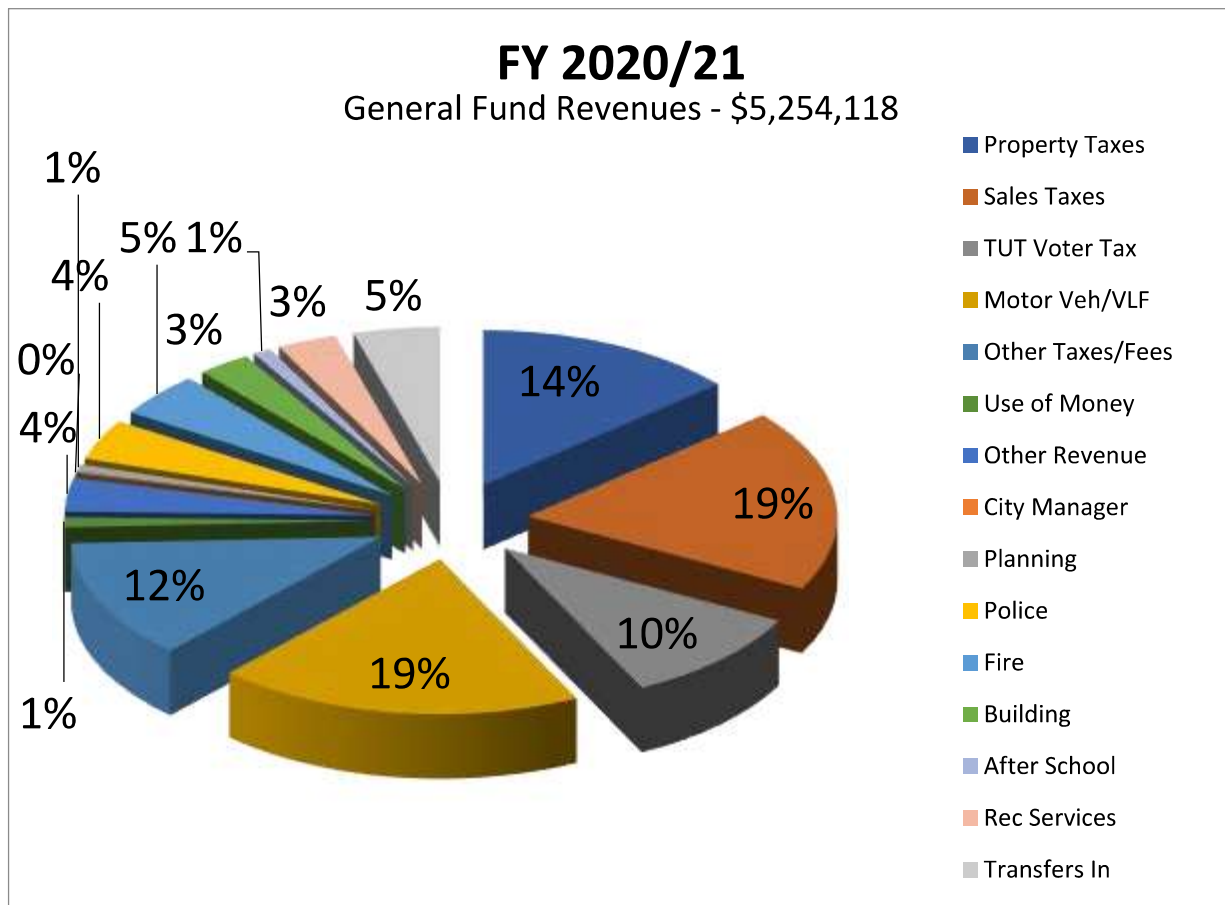
Revenues

The next graph, *General Fund Revenues*, illustrates the major revenue sources of the General Fund. Overall, revenues total \$5,254,118, which is (\$304,912) or (5.5%) lower than the prior fiscal year. The largest source is (a) Motor Vehicle in Lieu/VLF Adj. at \$1,006,500 or 19.16%; (b) Sales & Use Tax at \$1 million or 19%; (c) Property Taxes at \$719,800 or 14%; and (d) Other Taxes & SVSWA Fee at \$654,000 or 12%. TUT Revenues are at \$525,000 or 10%.

On the revenue side, the General Fund Budget reflects major reductions of:

- (13%) in Sales & Use Taxes;
- (30%) in Planning and Building permit fees;
- (15%) in Transaction and Use Taxes (TUT); and
- (40%) in recreation and pool fees.

On the positive side, the budget includes an increase of almost 30% in Property Taxes, which is driven primarily by the Gonzales Agricultural Industrial Business Park, and 5.4% in Motor Vehicle in Lieu/VLF adjustment based on prior year trends.



The following section briefly highlights the reasons for the changes in some of the budgets. Please refer to the individual budget narrative sheets for a summary of each budget.

General Fund Revenues

This budget reflects revenues that cannot be attributed to any one particular budget. All other revenues are reflected directly in the programs for which they are to be used for, and/or generated. This is done in order to more accurately reflect the activity and present a more accurate account of each individual program.

As mentioned previously, for the first time in a number of years, many of the revenue sources are down or at best neutral.

It cannot be emphasized enough that work needs to continue to generate new revenue sources like the microgrid and EIFD in order to maintain future balanced budgets, and provide the services needed to support the Vision of the City.

General Fund Budget Units

Unlike prior years, most of the General Fund Budgets are lower and/or status quo. Impacting all programs is the 3% COLA effective January 1, 2021 and the increases in workers' compensation and liability costs. Because of the nature of the risk embodied in Public Safety, both Police and the Fire Departments are allocated a larger share of these costs. The budgets also reflect the cost estimates for health and retirement costs, which are being driven by the City self-insurance health plan and Anthem Blue Cross, and the California Public Employee Retirement System (PERS). Below are some of the General Fund budgets that have the larger changes.

Non-Departmental: The increase in this budget is the result of reflecting some of the costs for the "Internet for All" hotspots.

Police: The increase in the Net Cost is primarily being driven by salaries and benefits, the workers' compensation and liability costs, and the salary range adjustment for the Police Services Technician (duties include animal control services), which is significantly under market.

Fire: The increase in the Net City Cost is driven by salary and benefit increases, and the workers' compensation and liability costs.

Building: The decrease in the Net City Cost is due to the net impact of lower revenues, and moving the salary and benefit expenses to the Community Development budget.

Recreation & Aquatics: The reduction in both of these budget's Net City Cost is due to not budgeting for the usual programming as a result of the impacts from COVID-19. If and when programming is allowed to come back online, staff will bring these budgets back to the Council for policy direction and the necessary adjustments.

After School Program & Youth Development & Leadership: The reduction in both of these budget's Net City Cost is due to not budgeting for the usual programming as a result of the impacts from COVID-19 in addition to lower expected TUT revenues. If and when programming is allowed to come back online, staff will bring this budget back to the Council for policy direction and any necessary adjustment.

TUT: Overall, the reduction in this budget is due to adjustments to programming as a result of lower expected TUT revenues. If the lower revenues do not materialize, this budget will be taken to the TUT Advisory Committee to review and consider adjustments before taking it to the Council for approval.

OTHER FUNDS

Significant programs outside the General Fund are Sewer, Water, Garbage, Assessment Districts, Successor Agency to the Gonzales Redevelopment Agency, and the Impact Funds. The following are some of the funds with the larger recommended changes.

COVID-19

This is a new fund that was set up to track expenditures resulting from COVID-19 funded by the Federal CARES Act, and a grant from the Community Foundation of Monterey County. Staff will continue to look for additional funding sources to augment this budget and support the needs from the Community.

Community Development & Business Loan Grants

These budgets reflect increases for potentially new loans and other programs to help small businesses recover from COVID-19.

CDBG-Urban County

This budget reflects a significant decrease because the City's program funds will be received via two large allocations starting in FY 2021-2022. This strategy was agreed upon by all the cities that participate with County in this program, in order to provide meaningful funding that would have more of an immediate impact as opposed to spreading it out in smaller pots over five years.

Street Fund

The decrease in this fund is due to finishing the engineering and design phase for the Gloria-Iverson Roads reconstruction project. In addition, because of COVID-19 and the lower fuel prices, most revenue categories are down and thus expenditures were adjusted accordingly.

Sphere of Influence Impact Funds

The budget reflects all the activity necessary to complete the Supplemental EIR, fiscal and infrastructure studies, and the Local Agency Formation Commission (LAFCO) annexation application needed for the next growth phase for the City. All of this work is needed to annex to approximately 1,300 acres, that will over time result in much needed housing, schools, commercial, business, parks, public amenities, and recreation opportunities to continue enhancing the community's "quality of life".

All Impact Funds

In general, most of the Impact Funds reflect revenues anticipated as a result of new development coming. Some of the major changes in expenditures are:

Sewer Fund: Reflects a significant increase in revenue as a result of Taylor Farms paying a \$3 million impact fee to offset a significant increase in their wastewater discharge. In addition, it contains an appropriation to continue the engineering and design on the new separate Industrial Wastewater Plant, and improvements to the existing plant.

Circulation System Impact Fund: The modest appropriation is essentially a place holder to help fund needed work that may develop during the fiscal year.

Water Impact Funds: This fund reflects the appropriation necessary to finish the construction of the new well.

Public Facilities & Public Uses Impact Funds: These funds reflect a set aside for continue development of the Community Center and Teen Innovation Center.

Intersection Improvement Fund: The appropriation is being recommended to help cover the costs of improvements to the 5th Street – HWY 101 intersection if they materialize.

Assessment District Funds

All these funds reflect the activities necessary for the operation and maintenance of the districts.

Gonzales Successor Agency

The budget reflects the expenditures in the Recognized Obligation Payment Scheduled (ROPS) approved by the State Department of Finance (DOF), and revenues needed to cover all the debt service obligations of the former RDA, and the administrative costs of the Successor Agency.

Capital Infrastructure Fund

This fund continues to reflect expenditures to enhance the City's economic development efforts and website, and retain consultants as needed to provide service to enhance the City's revenue base and economic development.

Water Enterprise Funds

This budget reflects the appropriation authority needed to maintain the City's Water System. In addition, it reflects (a) the debt service for the Private Placement utilized to expand the Sewer Treatment Plant, and the construction of the two 3 million gallon water tanks; (b) the payment of the debt service for Solar Project Phase I and Phase II, and (c) capital expenditures to purchase equipment and parts as needed for the water wells.

Sewer Enterprise Fund

Similar to the Water Fund, this budget reflects the appropriation authority needed to maintain the City's Sewer System. In addition, this budget includes (a) engineering and contractual work to continue improvements and management of the plant, (b) the payment of the debt service for Solar Project Phase I and Phase II, and (c) an allocated share of the replacement equipment.

Gonzales Electric Authority

This is a new fund that was set up to track all the expenditures for the microgrid project.

CONTINUE ADDRESSING CRITICAL INFRASTRUCTURE

The past several years has seen the City take a major step forward in improving its infrastructure, but more is needed. For example,

- *Continue needed improvements to the City's Water System:* Though great progress is being made on the replacement water well, additional work is needed on the system. Also, because this is a significant project that will reduce the reserves of the fund, work continues assessing the system, developing an improvement plan, and identifying additional funding sources.
- *Expansion to and Improved Maintenance of the Wastewater Treatment Plant:* Though a lot of work has been done at the Wastewater Treatment Plant, more is needed to expand the plant and improve the management of the plant. Significant work is underway to develop short, medium, and long-term increase capacity at the Plant to support future industrial and housing growth. Similar to water, this will require a combination of funding sources (loans, grant, developer impact fees, etc.) including potential annual fee increases beyond the annual CPI, and creating new funding sources.
- *Street Improvements:* Even though a significant milestone was reached with the completion of the Alta Street Renovation project, more is needed to improve the City streets. The budget reflects the start of major work to reconstruct Gloria and Iverson Roads, and also to continue to look for ways to fund a City Street Maintenance plan.
- *New Elementary School:* While not a direct City responsibility, a new elementary school is critically needed. Therefore, it is important to support and find ways to proactively work with the Gonzales Unified School District and the Community to make the new elementary school a reality. Frankly, this is long overdue, and we need to ask ourselves how many more generations of youth we are going to impact by not acting. It is imperative that we work together to improve their learning environment and provide them the tools necessary for their future success. Without a doubt, this is a community responsibility and instead of learning from our past, we seem to be using it as an anchor and excuse not to do what is right and needed. The reality is while other communities step up to approve the bonds and the funding necessary to construct

new schools, we seem unable to take that step for all the wrong reasons. As a result, while not a significant financial commitment, the budget contemplates proactively working with the Gonzales Unified School District on this issue.

While the needed infrastructure improvement projects appear daunting, they are doable if we continue to take a methodical, discipline, prudent and innovative approach. The City did take major steps forward to begin the establishment of new funding sources for infrastructure by taking the action necessary to create an Enhanced Infrastructure Financing District (EIFD), and the establishment of a Gonzales Energy Authority (GEA). When fully developed, it is anticipated that both of these efforts will result in significant revenue to help fund improvements to the City's infrastructure.

BUDGET RISK AREAS

While the City's fiscal situation is sound, the Proposed Budget includes several assumptions that if they do not materialize, have the potential to impact the overall budget and require additional adjustments. Assumptions that could impact the budget if they do not materialize are the:

1. FY 2019-2020 year-end Fund Balance could come in lower than projected;
2. Uncertainty pertaining to the impacts from the COVID-19 pandemic; and
3. CalPERS and Health benefit costs could increase beyond anticipated levels.

ADDITIONAL POLICY AREAS

There are several policies that require additional attention, even though they might have already been mentioned in this Budget Message.

Vision and Mission

As this budget is reviewed, it is important to look at it with the City's Vision and Mission in mind. Emphasis continues to be placed on aligning the budget with the City's Vision. For example, programs or initiatives include, but are not limited to:

- Continue implementation of the joint initiative with GUSD "*Ensuring Gonzales Youth Achieve 21st Century Success.*"
- Diligently working to address critical infrastructure challenges.
- More strategic and coordinating grant writing program that if successful, would generate resources to the City to support the Vision and Mission. For example, work is underway on funding for the separate Industrial Wastewater Plant, the microgrid and the Phase II expansion of Canyon Creek Park.
- Continue proactive implementation of the Gonzales Grows Green Initiative.
- Continue taking on a leadership role in countywide and/or regional efforts.
- Finalize the Supplemental EIR needed for the application to LAFCO to annex approximately 1,300 acres.

Efforts on the *Community Development* front include, but are not limited to:

- Continue proactively working on developing more housing for our community.
- Continue the work with the Community necessary to plan for and develop the funding sources for construction of the Community Center.
- Continue work with the Gonzales Youth Commissioners on the Teen Innovation Center.
- Continue enhancing access to quality health care options.
- Continue to improve and maximize the use of the City's recreational facilities.

Efforts on the *Economic Development* front include, but are not limited to:

- Develop additional funding sources for the CDBG Business Development/Enhancement Loan Program.
- Continue proactive implementation of the "Gonzales Grows Green" (G3) Initiative.
- Fully implement the EIFD.
- Continue pro-active development of the Gonzales Agricultural Industrial Business Park and begin the construction of the energy microgrid for the Park.

The Gonzales Quality of Life Temporary Transactions and Use Tax (TUT)

For the first time since the voters approved the ½ cent TUT, revenues are projected to decrease due to the impacts of the COVID-19 pandemic. As a result, the TUT Advisory Committee brought forward a reduced spending plan, which reflects deferring projects until the following fiscal year. The spending plan includes:

- The debt service for the pool;
- Funding for the Community Grant Program;
- A reduced level for the “*Ensuring Gonzales Youth Achieve 21st Century Success*” afterschool “Kid Power”, summer youth programs, and recreational preschool;
- An increased funding commitment for the “Internet for All” hotspots; and
- Deferring for the following year, projects like (a) replacing the “tot lot” at Meyer Park, (b) additional equipment for the skate park, and (c) partnering with the school to fund a new scoreboard at the stadium.

Because this funding source funds several programs and/or initiatives, it is spread out over the Recreation Services (*Budget Unit 510*), After School Program (*Budget Unit 511*), Youth Development & Leadership (*Budget Unit 550*), TUT (*Budget Unit 800*), and Debt Service (*Budget Unit 900*).

Public Safety

As we start the new fiscal year, I would be remised if I did not discuss the movement gaining momentum throughout the nation to critically look at public safety, and specifically how police departments are funded and structured. While it may be easy to believe that this does not affect or impact our community, the fact of the matter is “*Black Lives Matter*” at its core, is fundamentally what we call the “Gonzales Way: Love, Care and Connect” and it does impact our community. For example, fundamentally it is about⁵:

- Start to interrogate the systemic racism and inequalities that exist in our society and help to dismantle them.
- Have the larger conversation around this country about its relationship to black people.
- Every day, we recommit to healing ourselves and each other, and to co-creating alongside comrades, allies, and family a culture where each person feels seen, heard, and supported.
- Acknowledge, respect, and celebrate differences and commonalities.
- Work vigorously for freedom and justice for Black people and, by extension, all people.
- We intentionally build and nurture a beloved community that is bonded together through a beautiful struggle that is restorative, not depleting.
- We are guided by the fact that all Black lives matter, regardless of actual or perceived sexual identity, gender identity, gender expression, economic status, ability, disability, religious beliefs or disbeliefs, immigration status, or location.
- We are committed to struggling together and to imagining and creating a world free of anti-Blackness, where every Black person has the social, economic, and political power to thrive.
- “It’s much more important for public officials and policymakers to inculcate that belief into the very fabric of how they lead and govern.

Clearly, it connects with the “Gonzales Way” and it is the reason why it is important, and we should care. These are and will be difficult, but much needed conversations and policy discussions. While it may be uncomfortable at times, it is our responsibility to set up the authentic engagement framework to critically, but respectfully look at the role of public safety in our community. From an organization perspective, we will need to resist the temptation to justify, validate and overly inform; instead we need to LISTEN, educate, and work with your Council to receive the input necessary and policy direction. Included as Exhibit E, is the letter provided to our Community that commits to engaging, listening, learning, and bottom line “establishing practices that best fit our community and do justice for the people of Gonzales”.

⁵ These bullets are excerpts from an essay from Black Lives Matter.com.

SUMMARY OF RECOMMENDATIONS TO THE CITY COUNCIL AND THE SUCCESSOR AGENCY BOARD

1. Consider and Adopt the Resolution No. 2020-36, A Resolution of the City Council of the City of Gonzales Adopting an Operating Budget for the City for the Fiscal Year July 1, 2020 through June 30, 2021, and providing for the Appropriations and Expenditures of All Sums Set Forth Therein;
2. Consider and Adopt the Resolution No. SA-2020-02, A Resolution of the City Council of the City of Gonzales Acting as Successor Agency for the Gonzales Redevelopment Agency Approving and Adopting a Successor Agency Budget for the Period Between July 1, 2020 and June 30, 2021; and
3. If needed, direct staff to make changes as necessary and schedule adoption of the Recommended Budget for the City and Successor Agency on June 29, 2020 at 5:00pm.

CONCLUSION

I want to close by encouraging the Council and Board to adopt the Recommended Budget as presented, which is balanced, and sets forth a plan for the future.

In addition, all City employees, as well as members of the public and press, should feel free to ask questions or provide comment on the contents of this document. I would welcome the opportunity to sit down with each of you to discuss this document. Please do not hesitate to contact my office to schedule a meeting time.

ATTACHMENTS:

Exhibit A: Fund Balance Summary

Exhibit B: Budget Summary of all Funds

Exhibit C: Interfund Transfer Reconciliation

Exhibit D: Classification Plan FY 2020-2021

Exhibit E: Letter to the Community

EXHIBIT A

FUND BALANCE SUMMARY
ALL CITY FUNDS
FISCAL YEAR 2020-21 Final Budget
July 1, 2020

Fund #	Fund Name	Estimated Beginning Fund Balance 06/30/20	FY 2020-21 Budgeted Revenues	FY 2020-21 Budgeted Expenditures	Fund Balance Transfers	Estimated Ending Fund Balance 06/30/21	Reserved Funds	Estimated Ending Unreserved Fund Balance 06/30/21
100	General Fund	\$ 1,585,403	\$ 5,016,850	\$ 5,689,453	\$ 87,200	\$ 1,000,000	\$ 1,000,000	\$ (0)
110	COVID-19	\$ 55,603	\$ -	\$ 55,603	\$ -	\$ -	\$ -	\$ -
120	Community Development	\$ 126,548	\$ 80,000	\$ 120,000	\$ (10,000)	\$ 76,548	\$ -	\$ 76,548
123	Business Loan Grant	\$ 150,163	\$ 50,000	\$ 271,000	\$ (15,000)	\$ (85,837)	\$ -	\$ (85,837)
124	Air Pollution Control Fund	\$ 29,636	\$ 15,500	\$ 10,000	\$ -	\$ 35,136	\$ -	\$ 35,136
127	CDBG - Urban County	\$ 186,480	\$ -	\$ -	\$ (14,805)	\$ 171,675	\$ -	\$ 171,675
130	Street Fund	\$ -	\$ 411,432	\$ 560,561	\$ 149,129	\$ -	\$ -	\$ -
136	Measure X	\$ -	\$ 233,147	\$ 233,147	\$ -	\$ -	\$ -	\$ -
137	SB1 Road Repair & Account.	\$ -	\$ 149,129	\$ -	\$ (149,129)	\$ -	\$ -	\$ -
150	Supplemental Law Enforcement	\$ -	\$ 170,000	\$ -	\$ (170,000)	\$ -	\$ -	\$ -
190	Fire Impact Fund	\$ 57,344	\$ 12,400	\$ 20,000	\$ -	\$ 49,744	\$ -	\$ 49,744
200	General Fund Impact Fund	\$ 81,357	\$ 25	\$ -	\$ -	\$ 81,382	\$ -	\$ 81,382
201	Sphere of Influence Impact Fund	\$ 412,096	\$ 165,052	\$ 370,185	\$ -	\$ 206,963	\$ -	\$ 206,963
210	Public Safety Fund	\$ -	\$ 4,000	\$ 305,665	\$ 301,665	\$ -	\$ -	\$ -
217	Community Law Enforcement Grant	\$ -	\$ -	\$ -	\$ -	\$ -	\$ -	\$ -
220	Police Impact Fund	\$ 26,967	\$ 20,000	\$ -	\$ -	\$ 46,967	\$ -	\$ 46,967
230	Sewer Impact Fund	\$ 2,122,048	\$ 3,003,500	\$ 500,000	\$ -	\$ 4,625,548	\$ -	\$ 4,625,548
235	Circulation System Impact Fund	\$ 173,237	\$ 52,000	\$ 50,000	\$ -	\$ 175,237	\$ -	\$ 175,237
240	Water Impact Fund	\$ 1,228,849	\$ 36,000	\$ 277,500	\$ -	\$ 987,349	\$ -	\$ 987,349
241	Public Facilities Impact Mitig	\$ 59,777	\$ 10,600	\$ 25,000	\$ -	\$ 45,377	\$ -	\$ 45,377
242	Public Uses Mitigation Fees	\$ 10,087	\$ 300	\$ 10,000	\$ -	\$ 387	\$ -	\$ 387
243	Aquatic Facilities Mitigation	\$ -	\$ -	\$ -	\$ -	\$ -	\$ -	\$ -
244	Animal Control Facilities Mitigation	\$ -	\$ -	\$ -	\$ -	\$ -	\$ -	\$ -
245	Storm Drainage Facility Impact Fund	\$ 47,852	\$ 20,000	\$ 2,000	\$ -	\$ 65,852	\$ -	\$ 65,852
250	Park Impact Fund	\$ 1,999	\$ -	\$ -	\$ -	\$ 1,999	\$ -	\$ 1,999
260	Signalization Impact Fund	\$ 384,471	\$ 1,500	\$ 260,000	\$ -	\$ 125,971	\$ -	\$ 125,971
270	CA Breeze Park Maintenance	\$ (76,769)	\$ 77,500	\$ 97,385	\$ (5,000)	\$ (101,654)	\$ -	\$ (101,654)
280	CA Breeze Maintenance #1, #2, #3	\$ 186,333	\$ 67,400	\$ 37,115	\$ (14,000)	\$ 202,618	\$ 69,936	\$ 132,682
302	Canyon Creek Park & Park Maint	\$ 481,771	\$ 102,951	\$ 43,548	\$ -	\$ 541,174	\$ 66,000	\$ 475,174
304	Canyon Creek Maintenance #1, #2, #3	\$ 772,363	\$ 134,056	\$ 63,531	\$ (15,000)	\$ 827,888	\$ 35,452	\$ 792,436
310	Cipriani Estates Park Maint	\$ 145,353	\$ 40,500	\$ 12,450	\$ (5,000)	\$ 168,403	\$ 66,000	\$ 102,403
312	Cipriani Estates Maintenance	\$ 447,174	\$ 53,600	\$ 20,140	\$ (5,000)	\$ 475,634	\$ 12,000	\$ 463,634
314	Gonzales Industrial Park Landscape	\$ 70,120	\$ 27,878	\$ 37,960	\$ -	\$ 60,038	\$ 2,000	\$ 58,038
316	Gonzales Industrial Park Benefit Assess	\$ 106,131	\$ 93,577	\$ 67,750	\$ (10,000)	\$ 121,958	\$ 36,000	\$ 85,958
407	Ag Ind. Park Federal Grant	\$ 5,919	\$ -	\$ -	\$ -	\$ 5,919	\$ -	\$ 5,919
420	Shopping Center REDIP	\$ -	\$ 4,958	\$ -	\$ (4,958)	\$ -	\$ -	\$ -
426	City Successor Agency **	\$ (544,371)	\$ 1,360,259	\$ 1,261,273	\$ -	\$ (445,385)	\$ -	\$ (445,385)
427	Successor Agency - Housing	\$ 376,891	\$ 3,750	\$ -	\$ (10,000)	\$ 370,641	\$ -	\$ 370,641
450	Gonzales River Rd Assess District	\$ -	\$ -	\$ -	\$ -	\$ -	\$ -	\$ -
460	Infrastructure Improvement Fund	\$ (343,867)	\$ 100,000	\$ 50,000	\$ -	\$ (293,867)	\$ -	\$ (293,867)
520	Water Enterprise **	\$ 3,580,141	\$ 1,920,000	\$ 1,866,298	\$ (297,590)	\$ 3,336,253	\$ -	\$ 3,336,253
530	Sewer Enterprise **	\$ 497,536	\$ 1,448,000	\$ 1,278,240	\$ (195,860)	\$ 471,436	\$ -	\$ 471,436
540	Garbage Enterprise	\$ -	\$ 1,290,000	\$ 1,161,495	\$ (128,505)	\$ -	\$ -	\$ -
550	Solar Project Enterprise **	\$ -	\$ 6,500	\$ 468,353	\$ 461,853	\$ -	\$ -	\$ -
560	Gonzales Electric Authority	\$ -	\$ -	\$ 50,000	\$ 50,000	\$ -	\$ -	\$ -
Totals		\$ 12,444,639	\$ 16,182,364	\$ 15,275,652	\$ -	\$ 13,351,351	\$ 1,287,388	\$ 12,063,963

Attachment: Budget FY 20-21 (1789 : FY 2020-2021 City and Successor Agency Budget)

** Adjusted to exclude the amount of Long Term Debt and Net Assets.

EXHIBIT B

City of Gonzales
Budget Summary
Fiscal Year 2020-2021

General Fund

<u>Account Title</u>	<u>Original Budget FY 2019-2020</u>	<u>Amended Budget FY 2019-2020</u>	<u>Budget FY 2020-2021</u>	<u>Variance</u>
General Revenues:				
Transfers In	309,680	331,001	237,268	(72,412)
Property Taxes	556,500	556,500	719,800	163,300
Sales and Use Tax	1,150,000	1,150,000	1,000,000	(150,000)
Motor Vehicle In Lieu Tax / VLF Adj	955,000	1,079,224	1,006,500	51,500
Other Taxes & Fees	679,000	679,000	654,000	(25,000)
Use of Money Property	55,000	55,000	55,000	-
Intergovernmental	1,100	1,100	1,000	(100)
Fines and Penalties	21,000	21,000	25,000	4,000
Other Revenue	124,900	138,400	158,850	33,950
City Council	-	25,000	-	-
City Manager	20,000	4,000	4,000	(16,000)
Planning Department	46,000	46,100	41,400	(4,600)
Police Department	212,400	234,900	221,400	9,000
Fire Department	251,700	251,950	242,500	(9,200)
Building Regulations	196,500	198,700	147,300	(49,200)
Public Works	5,000	5,000	-	(5,000)
Youth Development	5,000	5,000	-	(5,000)
Recreation / Aquatics	270,250	285,250	165,100	(105,150)
After School Program	80,000	155,000	50,000	(30,000)
	<u>4,939,030</u>	<u>5,222,125</u>	<u>4,729,118</u>	<u>(209,912)</u>
Departmental Net Expenditures:				
City Council	35,419	39,919	27,088	(8,331)
City Manager/City Clerk	317,519	393,006	310,535	(6,984)
Finance	98,170	111,684	99,405	1,235
City Attorney	50,000	50,000	50,000	-
Planning	249,549	257,058	246,880	(2,669)
General Governmental Building	36,700	36,700	33,360	(3,340)
Non-Departmental	108,000	118,127	146,900	38,900
Police Department	2,846,247	2,859,716	3,054,880	208,633
Fire Department	682,531	697,089	719,835	37,304
Building Regulations	61,847	61,847	32,700	(29,147)
Public Works	140,612	151,711	135,590	(5,022)
Parks	101,691	103,835	101,330	(361)
Recreation Services	252,966	274,798	155,875	(97,091)
After School Program	134,495	139,495	103,595	(30,900)
City Aquatics Program	92,340	107,440	51,555	(40,785)
Youth Development	130,382	130,532	91,910	(38,472)
Debt Service	-	-	18,403	18,403
COVID-19	-	-	55,603	55,603
	<u>5,338,468</u>	<u>5,532,957</u>	<u>5,435,444</u>	<u>96,976</u>
Excess Revenue Over <Under> Expenditures Operations	<u>(399,438)</u>	<u>(310,832)</u>	<u>(706,326)</u>	<u>(306,888)</u>
TUT Voter Approved Tax				
Sales Tax	620,000	620,000	525,000	(95,000)
Youth Services	(130,000)	(130,000)	(105,000)	25,000
Recreation Services	(105,000)	(105,000)	(30,000)	75,000
Community Development Grant	(30,000)	(30,000)	(25,000)	5,000
Capital Expenses	(30,000)	(56,943)	-	30,000
Hot-Spots	-	-	(170,000)	(170,000)
Debt Service	(129,651)	(129,681)	(129,680)	(29)
	<u>195,349</u>	<u>168,376</u>	<u>65,320</u>	<u>(130,029)</u>
Excess Revenue Over <Under> Expenditures Total General Fund	<u>(204,089)</u>	<u>(142,456)</u>	<u>(641,006)</u>	<u>(436,917)</u>

Attachment: Budget FY 20-21 (1789 : FY 2020-2021 City and Successor Agency Budget)

City of Gonzales
Budget Summary
Fiscal Year 2020-2021

Enterprise Funds

<u>Account Title</u>	<u>Original Budget FY 2019-2020</u>	<u>Amended Budget FY 2019-2020</u>	<u>Budget FY 2020-2021</u>	<u>Variance</u>
Water Fund				
Revenues	1,755,000	1,755,000	1,980,000	225,000
Expenditures	<u>(1,970,519)</u>	<u>(1,970,519)</u>	<u>(2,223,888)</u>	<u>(253,369)</u>
Excess Revenues Over Expenditures	<u>(215,519)</u>	<u>(215,519)</u>	<u>(243,888)</u>	<u>(28,369)</u>
Sewer Fund				
Revenues	1,376,500	1,376,500	1,448,000	71,500
Expenditures	<u>(1,495,711)</u>	<u>(1,495,711)</u>	<u>(1,474,100)</u>	<u>21,611</u>
Excess Revenues Over Expenditures	<u>(119,211)</u>	<u>(119,211)</u>	<u>(26,100)</u>	<u>93,111</u>
Garbage Fund				
Revenues	1,292,000	1,292,000	1,290,000	(2,000)
Expenditures	<u>(1,292,000)</u>	<u>(1,313,321)</u>	<u>(1,290,000)</u>	<u>2,000</u>
Excess Revenues Over Expenditures	<u>-</u>	<u>(21,321)</u>	<u>-</u>	<u>-</u>
Solar Project Fund				
Revenues	6,500	6,500	468,353	461,853
Expenditures	<u>(468,353)</u>	<u>(618,353)</u>	<u>(468,353)</u>	<u>-</u>
Excess Revenues Over Expenditures	<u>(461,853)</u>	<u>(611,853)</u>	<u>-</u>	<u>461,853</u>
Gonzales Electric Authority				
Revenues	-	150,000	50,000	50,000
Expenditures	<u>-</u>	<u>(150,000)</u>	<u>(50,000)</u>	<u>(50,000)</u>
Excess Revenues Over Expenditures	<u>-</u>	<u>-</u>	<u>-</u>	<u>-</u>
Totals - Enterprise Funds	<u>(796,583)</u>	<u>(967,904)</u>	<u>(269,988)</u>	<u>526,595</u>

Attachment: Budget FY 20-21 (1789 : FY 2020-2021 City and Successor Agency Budget)

City of Gonzales
Budget Summary
Fiscal Year 2020-2021

Special Revenue Funds Summary

<u>Account Title</u>	<u>Original Budget FY 2019-2020</u>	<u>Amended Budget FY 2019-2020</u>	<u>Budget FY 2020-2021</u>	<u>Variance</u>
Community Development & Recreation				
Revenues	250,505	325,505	145,500	(105,005)
Expenditures	<u>(461,805)</u>	<u>(461,805)</u>	<u>(440,805)</u>	<u>21,000</u>
Excess Revenues Over Expenditures	<u>(211,300)</u>	<u>(136,300)</u>	<u>(295,305)</u>	<u>(84,005)</u>
Impact Fees				
Revenues	590,235	1,025,037	3,321,377	2,731,142
Expenditures	<u>(1,239,552)</u>	<u>(1,530,777)</u>	<u>(1,514,685)</u>	<u>(275,133)</u>
Excess Revenues Over Expenditures	<u>(649,317)</u>	<u>(505,740)</u>	<u>1,806,692</u>	<u>2,456,009</u>
Public Safety				
Revenues	474,090	474,090	475,665	1,575
Expenditures	<u>(474,090)</u>	<u>(474,090)</u>	<u>(475,665)</u>	<u>(1,575)</u>
Excess Revenues Over Expenditures	<u>-</u>	<u>-</u>	<u>-</u>	<u>-</u>
Special Assessment Districts				
Revenues	528,196	572,796	602,420	74,224
Expenditures	<u>(421,204)</u>	<u>(450,844)</u>	<u>(438,837)</u>	<u>(17,633)</u>
Excess Revenues Over Expenditures	<u>106,992</u>	<u>121,952</u>	<u>163,583</u>	<u>56,591</u>
Streets & Transportation				
Revenues	1,281,205	1,321,302	942,837	(338,368)
Expenditures	<u>(1,278,925)</u>	<u>(1,296,671)</u>	<u>(942,837)</u>	<u>336,088</u>
Excess Revenues Over Expenditures	<u>2,280</u>	<u>24,631</u>	<u>-</u>	<u>(2,280)</u>
Totals - Special Revenue Funds	<u>(751,345)</u>	<u>(495,457)</u>	<u>1,674,970</u>	<u>2,426,315</u>
Infrastructure Improvement Fund				
Revenues	102,000	102,000	100,000	(2,000)
Expenditures	<u>(100,000)</u>	<u>(100,000)</u>	<u>(50,000)</u>	<u>50,000</u>
Excess Revenues Over Expenditures	<u>2,000</u>	<u>2,000</u>	<u>50,000</u>	<u>48,000</u>
Ag Industrial Park Federal Grant				
Revenues	-	-	-	-
Expenditures	<u>(4,000)</u>	<u>-</u>	<u>-</u>	<u>4,000</u>
Excess Revenues Over Expenditures	<u>(4,000)</u>	<u>-</u>	<u>-</u>	<u>4,000</u>

Attachment: Budget FY 20-21 (1789 : FY 2020-2021 City and Successor Agency Budget)

City of Gonzales
Budget Summary
Fiscal Year 2020-2021

City of Gonzales Successor Agency and Successor Housing Agency

<u>Account Title</u>	<u>Original Budget FY 2019-2020</u>	<u>Amended Budget FY 2019-2020</u>	<u>Budget FY 2020-2021</u>	<u>Variance</u>
City Successor Agency - Trust Fund				
Revenues	1,360,259	1,360,259	1,360,259	-
Expenditures	<u>(1,240,967)</u>	<u>(1,240,967)</u>	<u>(1,261,273)</u>	<u>(20,306)</u>
Excess Revenues Over Expenditures	<u>119,292</u>	<u>119,292</u>	<u>98,986</u>	<u>(20,306)</u>
Successor Housing Agency - City Fund				
Revenues	50,000	50,242	3,750	(46,250)
Expenditures	<u>(110,000)</u>	<u>(168,509)</u>	<u>(10,000)</u>	<u>100,000</u>
Excess Revenues Over Expenditures	<u>(60,000)</u>	<u>(118,267)</u>	<u>(6,250)</u>	<u>53,750</u>

Attachment: Budget FY 20-21 (1789 : FY 2020-2021 City and Successor Agency Budget)

EXHIBIT C
CITY OF GONZALES
INTERFUND TRANSFER RECONCILIATION
FY 2020-21

FUND	DESCRIPTION	TRANSFERS (IN)	TRANSFERS (OUT)	COMMENTS
[100]	General Fund	39,805.00 19,000.00 15,000.00 10,000.00 10,000.00 4,958.00 10,000.00 128,505.00	131,665.00 18,403.00	From Fund CDBG From Cal Breeze From Canyon Creek From Cipriani From Industrial Park From Fund 420 From Fund 427 From Fund 540 To Fund 210 To Fund 560
[120]	Community Development		10,000.00	To Fund 100
[123]	Business Loan Grant Fund		15,000.00	To Fund 100
[127]	CDBG - Urban County		14,805.00	To Fund 100
[130]	Street Fund	149,129.00		From SB1
[137]	SB1		149,129.00	To Fund 130
[150]	Supplemental Law Enforcement		170,000.00	To Fund 210
[200]	General Fund Impact Fund			From 520
[210]	Public Safety Fund	170,000.00 131,665.00		From Fund 150 From Fund 100
[270]	CA Breeze Park Maintenance		5,000.00	To Fund 100
[280]	CA Breeze Maintenance #1		4,000.00	To Fund 100
[290]	CA Breeze Maintenance #2		5,000.00	To Fund 100
[300]	CA Breeze Maintenance #3		5,000.00	To Fund 100
[304]	Canyon Creek Park Maintenance #1		5,000.00	To Fund 100
[306]	Canyon Creek Park Maintenance #2		5,000.00	To Fund 100
[308]	Canyon Creek Park Maintenance #3		5,000.00	To Fund 100
[310]	Cipriani Estates Park Maintenance		5,000.00	To Fund 100
[312]	Cipriani Estates Maintenance		5,000.00	To Fund 100
[316]	Gonzales Industrial Park		10,000.00	To Fund 100
[420]	Shopping Center REDIP		4,958.00	To Fund 100
[427]	Successor Housing Agency		10,000.00	To Fund 100
[520]	Water Enterprise	60,000.00	332,590.00 25,000.00	From Fund 530 To Fund 550 To Fund 560
[530]	Sewer Enterprise		60,000.00 110,860.00 25,000.00	To Fund 520 To Fund 550 To Fund 560
[540]	Garbage Enterprise		128,505.00	To Fund 100
[550]	Solar Enterprise	332,590.00 110,860.00 18,403.00		From Fund 520 From Fund 530 From Fund 100
[560]	Gonzales Electric Authority	25,000.00 25,000.00		From Fund 520 From Fund 530
TOTALS		1,259,915.00	1,259,915.00	

EXHIBIT D

**CITY OF GONZALES CLASSIFICATION PLAN
FISCAL YEAR 2020-2021**

REVISED 06-01-2020

CLASSIFICATION	FOUR-PERCENT STEP ADVANCEMENT						EXCELLENCE INCENTIVES	
	STEP 1	STEP 2	STEP 3	STEP 4	STEP 5	STEP 6	STEP 7	STEP 8
EXECUTIVE MANAGEMENT STAFF								
CITY MANAGER	\$16,600.71 MONTHLY (SALARY INDEPENDENT OF STEP SCHEDULE) 07-01-2020							
DEPUTY CITY MANAGER	\$8,605.23	\$8,949.44	\$9,307.42	\$9,679.71	\$10,066.90	\$10,469.58	\$10,888.36	\$11,323.90
COMMUNITY DEVELOPMENT DIRECTOR	\$9,083.30	\$9,446.63	\$9,824.50	\$10,217.48	\$10,626.18	\$11,051.22	\$11,493.27	\$11,953.00
PUBLIC SAFETY DIRECTOR (CHIEF OF POLICE)	\$9,561.37	\$9,943.82	\$10,341.58	\$10,755.24	\$11,185.45	\$11,632.87	\$12,098.18	\$12,582.11
SPECIAL PROJECTS DIRECTOR	\$8,195.45	\$8,523.27	\$8,864.20	\$9,218.77	\$9,587.52	\$9,971.02	\$10,369.86	\$10,784.65
DIRECTOR OF PUBLIC WORKS	\$8,650.76	\$8,996.79	\$9,356.66	\$9,730.93	\$10,120.17	\$10,524.97	\$10,945.97	\$11,383.81
FIRE CHIEF	\$8,157.68	\$8,483.99	\$8,823.35	\$9,176.28	\$9,543.33	\$9,925.07	\$10,322.07	\$10,734.95
DIRECTOR OF COMMUNITY ENGAGEMENT & STRATEGIC PARTNERSHIPS	\$7,341.91	\$7,635.59	\$7,941.01	\$8,258.65	\$8,589.00	\$8,932.56	\$9,289.86	\$9,661.45
MID-MANAGEMENT STAFF								
DEPUTY POLICE CHIEF	\$8,157.68	\$8,483.99	\$8,823.35	\$9,176.28	\$9,543.33	\$9,925.07	\$10,322.07	\$10,734.95
DEPUTY FIRE CHIEF	\$6,829.55	\$7,102.73	\$7,386.84	\$7,682.31	\$7,989.61	\$8,309.19	\$8,641.56	\$8,987.22
RECREATION COORDINATOR/ PUBLIC WORKS SUPERVISOR	\$5,918.95	\$6,155.71	\$6,401.94	\$6,658.01	\$6,924.33	\$7,201.31	\$7,489.36	\$7,788.93
	\$5,066.99	\$5,269.67	\$5,480.46	\$5,699.67	\$5,927.66	\$6,164.77	\$6,411.36	\$6,667.81
SUPERVISORY STAFF								
POLICE SERGEANT	\$7,499.58	\$7,799.56	\$8,111.55	\$8,436.01	\$8,773.45	\$9,124.39	\$9,489.36	\$9,868.94
PUBLIC WORKS LEAD WORKER	\$3,674.79	\$3,821.78	\$3,974.65	\$4,133.64	\$4,298.98	\$4,470.94	\$4,649.78	\$4,835.77
BUILDING/MAINTENANCE STAFF								
BUILDING INSPECTOR II	\$4,721.59	\$4,910.45	\$5,106.87	\$5,311.15	\$5,523.59	\$5,744.54	\$5,974.32	\$6,213.29
BUILDING INSPECTOR I	\$4,013.34	\$4,173.87	\$4,340.83	\$4,514.46	\$4,695.04	\$4,882.84	\$5,078.16	\$5,281.28
MECHANIC II	\$4,095.90	\$4,259.74	\$4,430.13	\$4,607.33	\$4,791.62	\$4,983.29	\$5,182.62	\$5,389.92
MECHANIC I	\$3,786.91	\$3,938.39	\$4,095.92	\$4,259.76	\$4,430.15	\$4,607.36	\$4,791.65	\$4,983.32
TECHNICIAN	\$3,786.91	\$3,938.39	\$4,095.92	\$4,259.76	\$4,430.15	\$4,607.36	\$4,791.65	\$4,983.32
MAINTENANCE WORKER	\$2,991.76	\$3,111.43	\$3,235.89	\$3,365.32	\$3,499.94	\$3,639.93	\$3,785.53	\$3,936.95
PUBLIC SAFETY STAFF								
POLICE CORPORAL	\$5,987.64	\$6,227.15	\$6,476.23	\$6,735.28	\$7,004.69	\$7,284.88	\$7,576.27	\$7,879.33
POLICE OFFICER	\$5,702.50	\$5,930.60	\$6,167.82	\$6,414.54	\$6,671.12	\$6,937.96	\$7,215.48	\$7,504.10
FIRE ENGINEER	\$4,707.09	\$4,895.37	\$5,091.19	\$5,294.84	\$5,506.63	\$5,726.89	\$5,955.97	\$6,194.21
FIREFIGHTER	\$4,297.77	\$4,469.68	\$4,648.47	\$4,834.41	\$5,027.78	\$5,228.89	\$5,438.05	\$5,655.57
POLICE SERVICES TECHNICIAN	\$3,024.00	\$3,144.96	\$3,270.76	\$3,401.59	\$3,537.65	\$3,679.16	\$3,826.32	\$3,979.38
SUPPORT STAFF								
SENIOR ACCOUNTING TECHNICIAN	\$4,553.03	\$4,735.15	\$4,924.56	\$5,121.54	\$5,326.40	\$5,539.46	\$5,761.04	\$5,991.48
EXECUTIVE ASSISTANT TO THE CITY MANAGER/DEPUTY CITY CLERK	\$4,553.03	\$4,735.15	\$4,924.56	\$5,121.54	\$5,326.40	\$5,539.46	\$5,761.04	\$5,991.48
DEVELOPMENT SERVICES TECHNICIAN/ADMINISTRATIVE ANALYST	\$3,349.50	\$3,483.48	\$3,622.82	\$3,767.73	\$3,918.44	\$4,075.18	\$4,238.19	\$4,407.71
ACCOUNTING SPECIALIST	\$3,311.07	\$3,443.51	\$3,581.25	\$3,724.50	\$3,873.48	\$4,028.42	\$4,189.56	\$4,357.14
ADMINISTRATIVE ASSISTANT/RECORDS SUPERVISOR	\$3,042.14	\$3,163.83	\$3,290.38	\$3,421.99	\$3,558.87	\$3,701.23	\$3,849.28	\$4,003.25
ADMINISTRATIVE ASSISTANT II	\$3,311.07	\$3,443.51	\$3,581.25	\$3,724.50	\$3,873.48	\$4,028.42	\$4,189.56	\$4,357.14
ADMINISTRATIVE ASSISTANT I	\$2,925.14	\$3,042.15	\$3,163.83	\$3,290.38	\$3,422.00	\$3,558.88	\$3,701.24	\$3,849.28
YOUTH PROGRAM COORDINATOR	\$2,848.29	\$2,962.22	\$3,080.71	\$3,203.94	\$3,332.10	\$3,465.38	\$3,604.00	\$3,748.16
SPORTS & SENIOR PROGRAMS COORDINATOR	\$2,848.29	\$2,962.22	\$3,080.71	\$3,203.94	\$3,332.10	\$3,465.38	\$3,604.00	\$3,748.16
SECRETARY	\$2,530.96	\$2,632.20	\$2,737.49	\$2,846.99	\$2,960.87	\$3,079.30	\$3,202.47	\$3,330.57
RECEPTIONIST- CLERK	\$2,306.89	\$2,399.17	\$2,495.13	\$2,594.94	\$2,698.74	\$2,806.68	\$2,918.95	\$3,035.71
ASONAL/PART-TIME (HOURLY RATE)								
POOL MANAGER	\$15.21	\$15.82	\$16.45	\$17.11	\$17.79	\$18.51		
ASSISTANT POOL MANAGER	\$14.47	\$15.05	\$15.65	\$16.28	\$16.93	\$17.60		
SENIOR LIFE GUARD	\$14.04	\$14.60	\$15.19	\$15.79	\$16.42	\$17.08		
LIFE GUARD	\$13.50	\$14.04	\$14.60	\$15.19	\$15.79	\$16.42		
RECREATION LEADER II	\$13.50	\$14.04	\$14.60	\$15.19	\$15.79	\$16.42		
RECREATION LEADER I/AFTER								
SCHOOL AID	\$13.00	\$13.52	\$14.06	\$14.62	\$15.21	\$15.82		
RECREATION PROGRAM SUPERVISOR	\$14.04	\$14.60	\$15.19	\$15.79	\$16.42	\$17.08		
CITY COUNCIL & MAYOR								
CITY COUNCIL & MAYOR - MONTHLY STIPEND	\$400.00							

Attachment: Budget FY 20-21 (1789 : FY 2020-2021 City and Successor Agency Budget)



City of Gonzales

P.O. BOX 647
PHONE: (831) 675-5000

147 FOURTH ST.
FAX: (831) 675-2644

GONZALES, CALIFORNIA 93926
www.gonzalesca.gov

June 4, 2020

Maria Orozco
Mayor

As your City Manager and Police Chief, like many of you, we watched with disgust and anger the deplorable actions of a Minneapolis police officer as he knelt on George Floyd’s neck and took his life as his colleagues stood by. Absolutely nothing can justify the actions of those officers. The tragic incident serves as a reminder and challenge to all of us, that we must work together as a nation and a community to change the systematic and institutional racism that sadly continues to plague many of our institutions.

Scott Funk
Mayor Pro Tem

However, beyond our moral outrage, we both recognize the responsibility and accountability we must practice as we serve our community. One of our most important responsibilities, with the guidance of our Mayor and City Council, is to ensure that our staff treat everybody with dignity, love, and respect. Government at all levels, including cities, exists to create and advance communities, not to tear them down.

Liz Silva
Councilmember

Lorraine Worthy
Councilmember

We recognize and understand that a few Minneapolis police officers failed us all, their duty was to protect and serve the people, and their actions cannot and should not be ignored, and/or forgiven. Their actions have damaged the trust and relationships built by thousands of good-hearted law enforcement officials everywhere. Nevertheless, here in our community, we choose to learn from others’ mistakes, and we will use this as an opportunity to recommit to do better.

Paul Miller
Councilmember

René L. Mendez
City Manager

Over the years, the Gonzales Police Department has seen countless men and women who wear the uniform for the right reasons: to serve and protect you. This, indeed, requires building trust, communication, and in our community doing things in “*The Gonzales Way*” through Love, Care, and Connect.” Our officers understand that they are held to a high standard and have a tremendous responsibility to the community that can be best served with authentic engagement, communication, understanding, and trust. All our officers receive significant training and, in recent years, have participated in critical incident and cultural sensitivity and competency training. We also know it is essential to review our policies and practices to ensure that they align with our expectations. We will continue to do all we can to ensure our police department is receiving all of the education and training necessary. We will never stop working to enhance a culture and environment that puts people and community first, with officers who push the law enforcement profession to serve in harmony with the community.

We understand that community members may be feeling angry, scared, frustrated, distrustful, and betrayed. We are a diverse community with different values and beliefs, but unjust behaviors that target one group disproportionately or that perpetuates discrimination and violence towards people, are not acceptable and will not be tolerated. Frankly, it has no place in our community or police department. Furthermore, we recognize, support, and understand the need to hold peaceful demonstrations and protest the injustice and senseless killings of those who, like George Floyd, have lost their lives unjustly.

Gonzales will continue to be a safe, clean, family-friendly community, diverse in heritage, and committed to working collaboratively to preserve and retain its small town charm.

You have our pledge and commitment that the City of Gonzales, its Mayor and City Council along with the men and women of the Gonzales Police Department, stand ready to listen and engage with you in meaningful dialogue, programs, initiatives, and partnerships that result in sustainable change and improvement.

If you are interested in having a meaningful discussion about the events that are transpiring across the country or have any thoughts, concerns, or suggestions on what we can do here locally to improve, please reach out. Only through communication and understanding will we all be able to do better for our community. Also, you should expect us to announce soon a virtual town hall meetings in Spanish and English and an invitation to discuss and provide input on our police processes and hiring practices. We invite you to be our partner in establishing practices that best fit our community and do justice for the people of Gonzales. We have many more opportunities forthcoming to engage and want you to know that our doors are always open. Only together can we move forward and build the community of which we all wish to be a part of.

Respectfully,



Keith Wise, Chief of Police
831-675-5010, kwise@ci.gonzales.ca.us



René L. Mendez, City Manager
831-675-5000, rmendez@ci.gonzales.ca.us

General Purpose Revenues Budget Narrative for FY 2020-2021 Budget Unit 000

DEPARTMENTAL MISSION

This budget is used to track general purpose revenues for the General Fund that are not directly attributable to any program or function.

ACCOMPLISHMENTS FOR FY 2019-2020

- In general, all revenues tracked to the anticipated budget levels for most of the year, until the COVID-19 pandemic began to impact all communities.
- Utilizing the \$1 million fund balance to help cover the reductions in revenues as a result of COVID-19, allowed the City to maintain the \$1 million General Purpose Reserve (“rainy day fund”) for future use should the revenue impacts be greater than anticipated.
- Maintained the \$1 million mark in sales tax revenues and saw the continuing growth in property tax revenues.
- Due to the continuing success in the Gonzales Agricultural Industrial Business Park (GAIBP), saw the City generate a significant amount residual revenue in the ROPS (Recognized Obligation Payment Schedule of the former Gonzales Redevelopment Agency). This is significant because it means that the former Gonzales Redevelopment Agency continues to exceed expectations.

DEPARTMENTAL GOALS FOR FY 2020-2021

- Carefully track and manage revenues to minimize and be proactive in recommending adjustments to the Council, should the impacts as a result of COVID-19 be greater than anticipated.
- Continue to look for ways to enhance local revenues.

FY 2020-2021 RECOMMENDED BUDGET

The Department’s FY 2020-2021 Recommended Budget represents essentially no change when compared to the FY 2019-2020 Approved Budget.

Revenues

Reflected in this budget are the following significant changes:

1. A 30% increase in Property Tax revenues from last year’s budget, which is mainly due to the Gonzales Agricultural Industrial Business Park.
2. A 15% decrease in Sales Tax revenues as a result of the expected COVID-19 impacts.

3. Continued emphasis on the General Fund being reimbursed for its administrative costs for running the various non-general fund programs, were not directly apportioned to the other funds.
4. Transfers from various funds for administrative support.

MAJOR POLICY CONSIDERATIONS

While this budget is essentially neutral, that in itself is a significant because this is the first time in a number of years that there is no increase reflected. Estimated Sales Tax revenue is down significantly as well as other areas. What is keeping this budget neutral are the Property Tax categories, especially the ROPS residual. While this is a good indication that the underlying foundation of our local economy is healthy, it doesn't mean that we need to stop working on diversifying the local economy. Now more than ever as we deal with the impacts of the COVID-19 pandemic, it is important to continue to develop new and sustainable funding sources, and work with our existing businesses to improve their resiliency and help them grow. Therefore, it is more important than ever to expand existing and develop new small business assistance program(s), finalize the Enhanced Infrastructure Finance District (EIFD) with the County, and develop the energy Microgrid to provide reliable and sustainable energy to the Gonzales Agriculture Industrial Business Park.

City Of Gonzales

Month: 5/31/2020	Prior Year Actual	Current Year			Estimated Total	(6) 3rd QTR Proj.	(7) FY20/21 Recom	(8)
		Original Budget	Amended Budget	Actual Thru May				
Fund: 100 - General Fund								
Revenues								
Dept: 000								
5110.000	Property Taxes-Secured	454,304	470,000	470,000	454,039	470,000	470,000	470,000
5120.000	Property Taxes-Unsecured	16,229	16,500	16,500	16,370	16,500	16,370	16,500
5130.000	Property Taxes-Prior Year	6,854	6,000	6,000	4,222	6,000	4,222	4,000
5140.000	Property Taxes-Supplemental	24,063	23,000	23,000	17,920	23,000	17,920	14,300
5145.000	Property Taxes-ROPS Residual	40,363	41,000	41,000	211,495	41,000	211,495	215,000
5157.000	Property Taxes - Triple Flip	0	0	0	0	0		
5158.000	Property Taxes - VLF Adj	938,103	950,000	1,074,224	1,074,223	1,074,224	1,074,224	1,000,000
5159.000	Property Taxes - ERAF	0	0	0	0	0		
5210.000	Sales and Use Tax	1,086,192	1,150,000	1,150,000	767,173	1,150,000	1,000,000	1,000,000
5211.000	Voter Approved Sales Tax	0	0	0	0	0		
5220.000	Lodging Tax	2,396	2,000	2,000	1,460	2,000	2,030	2,000
5225.000	SVSWA Host Fee	250,000	250,000	250,000	208,333	250,000	250,000	250,000
5234.000	Franchise Tax-PG&E	73,925	91,000	91,000	81,100	91,000	81,100	85,000
5235.000	Franchise Tax-Falcon Cable TV	8,431	5,000	5,000	3,793	5,000	7,405	7,000
5240.000	Business License Tax	74,882	71,000	71,000	38,332	71,000	50,000	50,000
5245.000	Franchise Fees	0	0	0	0	0		
5250.000	Real Estate Transfer Tax	10,322	10,000	10,000	14,118	10,000	13,000	10,000
5260.000	Utility Users Tax	248,659	250,000	250,000	198,034	250,000	250,000	250,000
5280.000	MAINTENANCE DISTRICTS	0	0	0	0	0		
5300.000	LICENSES & PERMITS	0	0	0	0	0		
5340.000	Administrative Fees	0	0	0	0	0		
5420.000	Other Fines & Penalties	34,444	21,000	21,000	25,004	21,000	30,000	25,000
5430.000	Asset Foreiture Seizures	0	0	0	-300	0		
5500.000	USE OF MONEY & PROPERTY	0	0	0	0	0		
5510.000	Investment Income	0	0	0	0	0		
5515.000	Interest Income	7,402	5,000	5,000	4,047	5,000	5,000	5,000
5520.000	Rental Income	52,617	50,000	50,000	42,169	50,000	50,000	50,000
5530.000	Sale of Surplus Property	0	0	0	0	0		
5600.000	INTERGOVERNMENTAL	0	0	0	0	0		
5611.000	Motor Vehicle In Lieu Tax	4,122	5,000	5,000	6,867	5,000	6,867	6,500
5612.000	H.O.P.T.R.	2,125	1,100	1,100	1,022	1,100	1,022	1,000
5700.000	CHARGES FOR CURRENT SERVICES	0	0	0	0	0		
5715.000	Fire Plan Check Fees	0	0	0	0	0		
5741.000	Pool Revenue	0	0	0	0	0		
5750.000	Administrative Fees	2,066	2,000	2,000	2,618	2,000	2,700	2,000
5755.000	Credit Card Convenience Fees	7,860	6,500	10,000	8,696	10,000	9,000	8,000
5775.000	Inspection Fees	0	0	0	0	0		

Attachment: Budget FY 20-21 (1789 : FY 2020-2021 City and Successor Agency Budget)

BUDGET WORKSHEET

City Of Gonzales

Month: 5/31/2020	Prior	Current Year			(6)	(7)	(8)
	Year Actual	Original Budget	Amended Budget	Actual Thru May	Estimated Total	3rd QTR Proj.	'Y20/21 Recom
Fund: 100 - General Fund							
Revenues							
Dept: 000							
5820.000	570	100,000	100,000	10,509	100,000	50,000	50,000
5821.000	12,842	10,000	15,000	13,616	15,000	15,000	15,000
5822.000	0	0	0	0	0		
5827.000	870	1,400	1,400	440	1,400	500	750
5833.000	0	0	0	495	0	225	75,600
5835.000	9,740	5,000	10,000	0	10,000	10,000	7,500
5900.000	0	0	0	0	0		
5905.000	0	0	0	0	0		
5910.000	260,653	198,679	220,000	131,255	220,000	220,000	128,505
5916.000	0	0	0	0	0		
5917.000	2,764	0	0	0	0		
5918.000	0	0	0	0	0		
5920.000	0	0	0	0	0		
5921.000	19,000	19,000	19,000	19,000	19,000	19,000	19,000
5925.000	0	0	0	0	0		
5926.000	0	0	0	0	0		
5935.000	0	0	0	0	0		
5936.000	0	10,000	10,000	10,000	10,000	10,000	10,000
5940.000	15,000	15,000	15,000	15,000	15,000	15,000	15,000
5943.000	0	0	0	0	0		
5946.000	10,000	10,000	10,000	10,000	10,000	10,000	10,000
5947.000	10,000	10,000	10,000	10,000	10,000	10,000	10,000
5950.000	14,805	24,805	24,805	24,805	24,805	24,805	24,805
5963.000	4,542	7,196	7,196	7,885	7,196	10,156	4,958
5968.000	0	15,000	15,000	15,000	15,000	15,000	15,000
Dept: 000	3,706,145	3,852,180	4,011,225	3,448,740	4,011,225	3,962,041	3,857,418
Total Revenues	3,706,145	3,852,180	4,011,225	3,448,740	4,011,225	3,962,041	3,857,418
Expenditures							
Dept: 000							
6325.000	0	0	0	0	0		
6450.000	0	0	0	0	0		
Dept: 000	0	0	0	0	0	0	0
Total Expenditures	0	0	0	0	0	0	0
General Fund	3,706,145	3,852,180	4,011,225	3,448,740	4,011,225	3,962,041	3,857,418

Attachment: Budget FY 20-21 (1789 : FY 2020-2021 City and Successor Agency Budget)

BUDGET WORKSHEET

City Of Gonzales

Month: 5/31/2020	Prior	Current Year			(6)	(7)	(8)	
	Year Actual	Original Budget	Amended Budget	Actual Thru May	Estimated Total	3rd QTR Proj.	Y20/21 Recom	
Grand Total:	3,706,145	3,852,180	4,011,225	3,448,740	4,011,225	3,962,041	3,857,418	0

Attachment: Budget FY 20-21 (1789 : FY 2020-2021 City and Successor Agency Budget)

City Council
Budget Narrative for FY 2020-2021
Budget Unit 100

DEPARTMENTAL MISSION

The Mission of the City Council, as the Legislative Body of the City, is to provide policy direction and oversight of the entire City’s business. This is done in a fair, open and respectful manner, and always holding to the highest ideals of public service and ethics.

DEPARTMENTAL PROGRAMS

The Council is a five-member body that meets the first and third Monday of every month, and holds special meetings as necessary, to provide policy direction, and oversight of the City’s business.

ACCOMPLISHMENTS FOR FY 2019-2020

- Provided steady direction that allowed the City to deal with and maneuver through the COVID – 19 pandemic challenge.
- Continued to oversee and provide policy direction on all facets of City operations.
- Approved and oversaw a balanced budget.
- Continued aggressive implementation of the Gonzales Grows Green Initiative (G3) to enhance the environment and Economic Development.
- In partnership with the Gonzales Unified School District (GUSD), continued the ambitious *Ensuring Gonzales Youth Achieve 21st Century Success Initiative*; which among other efforts, included approval of moving forward the Teen Innovation Center.
- Approved the City of Gonzales 2019 Annual Report, which featured the community and several of the City’s major initiatives. To see a recap of all the City accomplishments and highlights for 2019, please refer to the City’s website at www.gonzalesca.gov or the following link <https://www.gonzalesca.gov/government/information-center/annual-report> to view and download the 2019 Annual Report.
- Was one of five Cities nationwide to receive the City’s 2019 Culture of Health Prize Award by the Robert Wood Johnson Foundation.

DEPARTMENTAL GOALS FOR FY 2020-2021

- Continue to provide direction necessary for the Community to recover post the COVID-19 pandemic.
- Continue to provide policy direction and oversight on all facets of City operations.
- Work in partnership with the GUSD to continue to move the “*Ensuring Gonzales Youth Achieve 21st Century Success Initiative*” forward.

- Continue to work in partnership with the TUT Advisory Committee.
- Continue to maintain core services with the least amount of interruption.
- Continue the City's Economic Development Plan.
- Continue implementing the City's Vision and Mission.
- Provide policy direction to staff as needed to implement the goals reflected throughout this budget document.

FY 2020-2021 RECOMMENDED BUDGET

The Department's FY 2020-2021 Recommended Budget represents a decrease of (\$8,331) or (23%), when compared to the FY 2019-2020 Approved Budget. As a result, the Requested Net City Cost is decreased by (\$8,331).

Personnel

Budget reflects the stipend and associated benefits for the Council Members, which reflects the main reason for the slight increase.

Services and Supplies

This section reflects appropriations for the basic services and supplies needed for the operation of the Council. In addition, it reflects appropriations for the subscriptions and training category. This category has been reduced as a result of COVID-19 impacts and contain costs.

Capital Projects/Fixed Assets

There are no capital projects or fixed assets reflected in this budget.

MAJOR POLICY CONSIDERATIONS

See all other budget units.

BUDGET WORKSHEET

City Of Gonzales

Month: 5/31/2020	Prior	Current Year			(6)	(7)	(8)	
	Year Actual	Original Budget	Amended Budget	Actual Thru May	Estimated Total	3rd QTR Proj. 'Y20/21	Recom	
Fund: 100 - General Fund								
Revenues								
Dept: 100 City Council								
5815.000 2019 RWJF HEALTH PRIZE	0	0	25,000	25,000	25,000	25,000		
City Council	0	0	25,000	25,000	25,000	25,000	0	
Total Revenues	0	0	25,000	25,000	25,000	25,000	0	
Expenditures								
Dept: 100 City Council								
6110.000 Salaries-Regular Pay	18,622	15,175	15,175	21,716	15,175	19,742	13,150	
6120.000 Unemployment Insurance	0	0	0	0	0			
6130.000 Retirement - ICMA	0	0	0	0	0			
6131.000 Deferred Compensation Expense	0	0	0	0	0			
6132.000 Retirement - PERS	515	1,560	1,560	471	1,560	500	500	
6140.000 Life and Disability Insurance	564	324	324	234	324	324	325	
6150.000 Workers Comp Insurance	554	554	554	554	554	554	1,003	
6160.000 Social Security	1,590	1,006	1,006	1,435	1,006	1,350	1,010	
6170.000 Health and Dental Insurance	0	0	0	0	0			
6210.000 Special Departmental Expenses	1,162	1,000	1,000	7,141	1,000	6,635	1,000	
6211.000 Office Supplies	0	100	100	49	100	100	100	
6212.000 Maintenance Supplies	0	0	0	0	0			
6213.000 Oils and Lubricants	0	0	0	0	0			
6220.000 Telephone	0	0	0	0	0			
6245.000 Other Contractual Services	16,577	500	5,000	6,072	5,000	5,000	5,000	
6260.000 Advertising	391	200	200	1,508	200			
6270.000 Transportation and Travel	0	0	0	0	0			
6275.000 Subscriptions and Training	16,927	15,000	15,000	8,476	15,000	12,000	5,000	
6411.000 City Election Costs	0	0	0	0	0			
6543.000 Equipment-Furniture	0	0	0	0	0			
6544.000 Equipment-Computers	0	0	0	0	0			
City Council	56,902	35,419	39,919	47,656	39,919	46,205	27,088	
Total Expenditures	56,902	35,419	39,919	47,656	39,919	46,205	27,088	
General Fund	-56,902	-35,419	-14,919	-22,656	-14,919	-21,205	-27,088	
Grand Total:	-56,902	-35,419	-14,919	-22,656	-14,919	-21,205	-27,088	0

Attachment: Budget FY 20-21 (1789 : FY 2020-2021 City and Successor Agency Budget)

City Manager/City Clerk Budget Narrative for FY 2020-2021 Budget Unit 110

DEPARTMENTAL MISSION

The Mission of the City Manager/City Clerk is to support the Vision and Mission of the City by providing professional leadership, develop innovative approaches and creative partnerships in the management of the City, and execution of City Council policies. This will be done by always holding to the highest ideals of public service, ethics and the “Gonzales Way” of Love, Care & Connect.

DEPARTMENTAL PROGRAMS

The City Manager’s Office is the Chief Administrative Officer for the City responsible for overseeing and managing all the activities of the City. In addition, the City Manager is also the Personnel Director, City Clerk, and Director of the Successor Agency to the Redevelopment Agency, Finance Director, and Risk Manager.

ACCOMPLISHMENTS FOR FY 2019-2020

As in prior years, all the accomplishments listed below are the direct result of great staff and policy direction from the City Council. They are listed as accomplishments under this budget, but really are the reflection of dedicated staff at all levels of the organization and the Community:

- Oversaw an effort that resulted in the City being awarded a Community of Health Prize from the Robert Wood Johnson Foundation (RWJF).
- Provided real time budget and financial information online to all the City’s Departments.
- Continued the development of the Gonzales Agricultural Industrial Business Park (GAIBP) that saw the introduction of (1) a few new businesses into the Park like Papé Material Handling and Concentric Power Inc.; (2) the approval of the Microgrid Project with Concentric Power; and (3) the approval of an Enhanced Infrastructure Finance District (EIFD) to provide future funds for infrastructure needed to support and grow the Park.
- Approved and oversaw a balanced budget.
- Continued aggressive implementation of the Gonzales Grows Green Initiative to enhance the environment and economic development.
- Continued to establish relationships with a variety of community organizations.
- Continued the partnership with Salinas and South County Cities on a variety of issues of mutual concern including transit, housing, solid waste, economic development, groundwater, and renewable energy.
- In partnership with the Gonzales Unified School District (GUSD), continued and grew the ambitious *Ensuring Gonzales Youth Achieve 21st Century Success*

Initiative.

- Continued implementation of the Youth Summer Internship Program, and a more robust Gonzales Youth Council Program.
- Updated the City’s social media presence.
- Took a leadership position and was reappointed the Chair of the Operations Board for the newly formed Monterey Bay Community Power Agency (MBCP).
- Was appointed to the United Way of Monterey County Board of Directors.
- Chaired the 5 Salinas Valley Collective for workforce development.
- Oversaw and managed the City’s and Community’s response to the COVID-19 pandemic.
- Oversaw the implementation of the “Internet for All” project that resulted in 1,400 hotspots deployed in the Community.
- More reflection of the accomplishments for FY 2019-2020 can be seen in the 2019 Annual Report on the City’s website at www.gonzalesca.gov or using the following link:
<https://www.gonzalesca.gov/government/information-center/annual-report>.

DEPARTMENTAL GOALS FOR FY 2020-2021

- With Council direction, oversee the post COVID-19 pandemic recovery.
- Continue the development of a Community of Health that was recognized by the RWJF.
- Continue to further the Vision and Mission of the City.
- Continue to improve the financial and budget management of the City’s resources.
- Continue to engage and develop ways to bring government closer to the residents of the City.
- Continue to support and implement City Council policies and direction.
- Continue to work in partnership with the private sector to maximize development of the GAIBP.
- Implement the EIFD and begin construction of the Microgrid to power the GAIBP.
- Continue to improve and expand the City’s Economic Development.
- Develop and recommend enhanced revenue alternatives to the City Council.
- Finish updating the City’s Personnel Rules, Regulations, and Policies.
- Continue to expand the partnerships with the Gonzales Unified School District, Commerce, Churches, private sector, community organizations, and others.
- Continue to strengthen the partnership with the Chamber of Commerce and the private sector to enhance business opportunities and development.
- Continue to enhance and expand the Gonzales Grows Green Initiative.
- Continue to grow the ambitious *Ensuring Gonzales Youth Achieve 21st Century Success Initiative*.
- Continue leadership positions on various board and commissions.

FY 2020-2021 RECOMMENDED BUDGET

The Department's FY 2020-2021 Recommended Budget represents an overall decrease of (\$6,984) or (2%) in expenditures, and a decrease of (\$16,000) or (80%) in revenues, when compared to the FY 2019-2020 Approved Budget. As a result, the Requested Net City Cost is increased by \$9,016.

Revenues

The revenue reflected is for the RWJF celebration funds that will be provided. The celebration was paused as a result of COVID-19, but hopefully we will be able to kick it off sometime in FY 2020-2021.

Personnel

This budget reflects a portion of the salaries and benefits of the City Manager/City Clerk, and the Executive Assistant to the City Manager/Deputy City Clerk. In addition, the budget also includes the Deputy City Manager/Special Projects Director and the Director of Community Engagement and Strategic Partnerships.

Services and Supplies

This budget is a reduced status quo budget as a result of the expected COVID-19 impacts on general revenue sources. It continues to include an appropriation for more regional and statewide efforts, and to remain current with the ever-changing environment in Risk Management, Personnel, Economic Development, and to stay current with "best practices" in City Administration and Community Relations.

Capital Projects/Fixed Assets

There are no capital projects or fixed assets reflected in the budget.

MAJOR POLICY CONSIDERATIONS

- A. See all other budget units.
- B. With Council policy direction, manage the post COVID-19 recovery.
- C. In addition, challenges for the City over the next few years, continue to be:
 - Identify new revenue sources.
 - Continue to enhance Economic Development opportunities.
 - Improve available housing.
 - As identified in the Infrastructure Improvement Fund (*Fund 460*), over the next few years, there needs to be significant upgrades/rehabilitation of key infrastructure like the Wastewater Treatment Plant, Alta Street, and Water Distribution System.

BUDGET WORKSHEET

City Of Gonzales

Month: 5/31/2020	Prior	Current Year			(6)	(7)	(8)
	Year	Original	Amended	Actual Thru	Estimated		
	Actual	Budget	Budget	May	Total	3rd QTR Proj.	Y20/21 Recom
Fund: 100 - General Fund							
Revenues							
Dept: 110 City Manager/City Clerk							
5637.000	0	0	0	0	0		
5821.000	5,024	20,000	4,000	1,875	4,000	4,000	4,000
City Manager/City Clerk	5,024	20,000	4,000	1,875	4,000	4,000	4,000
Total Revenues	5,024	20,000	4,000	1,875	4,000	4,000	4,000
Expenditures							
Dept: 110 City Manager/City Clerk							
6110.000	211,994	196,442	258,942	267,589	258,942	258,942	188,105
6110.100	2,041	0	0	587	0	587	
6111.000	21	0	0	0	0		
6112.000	0	0	0	0	0		
6113.000	7,807	14,625	14,625	12,043	14,625	11,600	13,895
6120.000	0	0	0	0	0		
6131.000	0	0	0	0	0		4,160
6132.000	22,035	39,524	39,524	17,991	39,524	22,500	38,100
6140.000	2,030	2,842	2,842	1,631	2,842	2,100	3,005
6150.000	1,250	1,250	1,250	1,250	1,250	1,250	2,265
6160.000	15,827	16,032	16,032	18,702	16,032	16,032	15,455
6170.000	41,584	24,354	35,000	46,597	35,000	42,000	27,325
6210.000	1,634	2,000	2,000	5,331	2,000	5,050	2,000
6211.000	1,233	250	250	119	250	250	250
6212.000	237	0	275	264	275	275	275
6213.000	1,260	700	700	899	700	750	700
6220.000	457	1,500	1,500	2,701	1,500	3,100	3,000
6225.000	0	0	0	0	0		
6245.000	4,157	5,000	5,000	5,883	5,000	6,000	5,000
6255.000	0	0	0	0	0		
6260.000	0	0	2,066	2,066	2,066	2,066	2,000
6265.000	0	0	0	0	0		
6270.000	0	0	0	0	0		
6275.000	14,770	13,000	13,000	14,096	13,000	11,000	5,000
6530.000	0	0	0	0	0		
City Manager/City Clerk	328,337	317,519	393,006	397,749	393,006	383,502	310,535
Total Expenditures	328,337	317,519	393,006	397,749	393,006	383,502	310,535
General Fund	-323,313	-297,519	-389,006	-395,874	-389,006	-379,502	-306,535

Attachment: Budget FY 20-21 (1789 : FY 2020-2021 City and Successor Agency Budget)

BUDGET WORKSHEET

City Of Gonzales

Month: 5/31/2020	Prior	Current Year				(6)	(7)	(8)
	Year Actual	Original Budget	Amended Budget	Actual Thru May	Estimated Total	3rd QTR Proj.	Y20/21 Recom	
Grand Total:	-323,313	-297,519	-389,006	-395,874	-389,006	-379,502	-306,535	0

Attachment: Budget FY 20-21 (1789 : FY 2020-2021 City and Successor Agency Budget)

**Finance Department
Budget Narrative for FY 2020-2021
Budget Unit 130**

DEPARTMENTAL MISSION

The Finance Department supports the City’s Vision by providing efficient, sound, timely, and continuous financial accounting and fiscal support necessary to maintain the financial health of the City.

ACCOMPLISHMENTS FOR FY 2019-2020

- Kept all the financial operations of the City in order and on time.
- Continued to improve the budget accountability process.
- Continued to provide real time budget and financial information on line to all the City’s Departments.
- Continued to update several administrative policies that were taken to the Council for approval.
- Obtained a clean external audit.
- Upgraded the City’s phone system.

DEPARTMENTAL GOALS FOR FY 2020-2021

- Continue to provide efficient and professional financial support to the City of Gonzales.
- Continue to work to improve and streamline all financial reports and functions.
- Work with the City Council and City Manager to continue to provide timely financial status reports.

FY 2020-2021 RECOMMENDED BUDGET

The Department’s FY 2020-2021 Recommended Budget represents an increase of \$1,235 or 1.2%, when compared to the FY 2019-2020 Approved Budget. As a result, the Requested Net City Cost is increased by \$1,235.

Personnel

This budget reflects funding for one Senior Accounting Technician, one Accounting Specialist, and one Administrative Assistant. The Finance Director position is not funded and instead, some of these services are being carried out by Green’s Accounting, which is reflected under contract services in “Services and Supplies.”

The increase is being driven by a slight increase in salaries and benefits.

Services and Supplies

This area is essentially status quo.

Capital Projects/Fixed Assets

There are no capital projects and/or fixed assets reflected in this budget at this time.

MAJOR POLICY CONSIDERATIONS

A continuing focus will be kept on finding new revenue sources or increasing existing revenue sources for the City. This is critical to continue to fund and further the City's Vision and Mission.

BUDGET WORKSHEET

City Of Gonzales

Month: 5/31/2020	Prior	Current Year			(6)	(7)	(8)	
	Year Actual	Original Budget	Amended Budget	Actual Thru May	Estimated Total	3rd QTR Proj.	Y20/21 Recom	
Fund: 100 - General Fund								
Expenditures								
Dept: 130 Finance								
6110.000 Salaries-Regular Pay	17,055	24,608	24,608	41,692	24,608	37,000	28,485	
6110.100 Salaries-Hourly Pay	35,179	0	13,514	13,514	13,514	13,514		
6111.000 Salaries-Overtime Pay	0	0	0	33	0	33		
6112.000 Salaries-Extra Help	1,524	0	0	0	0			
6113.000 Salaries-Differentials	9,403	1,348	1,348	9,202	1,348	9,000	1,505	
6120.000 Unemployment Insurance	0	0	0	0	0			
6132.000 Retirement - PERS	5,981	4,895	4,895	4,001	4,895	4,895	5,465	
6140.000 Life and Disability Insurance	705	374	374	480	374	700	425	
6150.000 Workers Comp Insurance	1,418	1,500	1,500	1,500	1,500	1,500	2,715	
6160.000 Social Security	4,627	1,985	1,985	4,943	1,985	4,600	2,220	
6170.000 Health and Dental Insurance	7,144	1,782	1,782	5,216	1,782	4,600	1,790	
6210.000 Special Departmental Expenses	3,963	2,500	2,500	4,064	2,500	3,250	2,500	
6211.000 Office Supplies	87	300	300	152	300	300	300	
6212.000 Maintenance Supplies	0	0	0	0	0			
6230.000 Legal and Accounting	7,820	10,000	10,000	7,900	10,000	10,000	10,000	
6231.000 Payroll Fees	17,250	17,000	17,000	12,625	17,000	12,000	12,000	
6245.000 Other Contractual Services	28,331	25,000	25,000	24,946	25,000	25,000	25,000	
6255.000 Liability Insurance	3,981	4,578	4,578	5,213	4,578	5,213	5,300	
6275.000 Subscriptions and Training	25	500	500	0	500			
6300.000 NSF Checks	168	300	300	108	300	200	200	
6301.000 Bank Charges	1,082	1,500	1,500	1,326	1,500	1,500	1,500	
6302.000 CREDIT CARD FEE	0	0	0	0	0			
6401.000 SUSPENSE	0	0	0	0	0			
6543.000 Equipment-Furniture	0	0	0	0	0			
6544.000 Equipment-Computers	0	0	0	0	0			
Finance	145,743	98,170	111,684	136,915	111,684	133,305	99,405	0
Total Expenditures	145,743	98,170	111,684	136,915	111,684	133,305	99,405	0
General Fund	-145,743	-98,170	-111,684	-136,915	-111,684	-133,305	-99,405	0
Grand Total:	-145,743	-98,170	-111,684	-136,915	-111,684	-133,305	-99,405	0

Attachment: Budget FY 20-21 (1789 : FY 2020-2021 City and Successor Agency Budget)

**City Attorney
Budget Narrative for FY 2020-2021
Budget Unit 150**

DEPARTMENTAL MISSION

The City Attorney is a contracted position that provides the full array of legal services to the City and the Successor Agency. The Mission of the Office is to continue to provide the City and Successor Agency with comprehensive legal advice and representation.

ACCOMPLISHMENTS FOR FY 2019-2020

- Continued to provide staff with ongoing assistance in the preparation of staff reports, resolutions, and ordinances.
- Continued to provide legal advice and recommendations to the City Manager, Police Chief, and other Managers in a variety of areas.
- Provided legal review and advice on the Medical Marijuana issue facing the City.
- Continued to provide legal advice and recommendations to the City Council.

DEPARTMENTAL GOALS FOR FY 2020-2021

- Continue to work with staff on a variety of projects.
- Continue to assist in identification of means (new procedures and/or programs) by which to reduce exposure to liability.
- Identify and collect costs for services being driven by third parties.
- Continue to provide legal advice to the Council.
- Work with City Manager’s Office to complete a comprehensive update of the Personnel Rules and Procedures.

FY 2020-2021 RECOMMENDED BUDGET

The Department’s FY 2020-2021 Recommended Budget represents no change when compared to the FY 2019-2020 Approved Budget.

Personnel

No costs are reflected in this area.

Services and Supplies

The only cost in this area is the appropriation for the contract. A portion of these costs have been spread to other funds as appropriate, and only the amount anticipated for General Fund activities and programs is reflected.

Capital Projects/Fixed Assets

No costs are reflected in this area.

MAJOR POLICY CONSIDERATIONS

There are no major policy considerations being requested in this budget.

BUDGET WORKSHEET

City Of Gonzales

	Prior Year Actual	Current Year			Estimated Total	(6) 3rd QTR Proj.	(7) :Y20/21 Recom	(8)
		Original Budget	Amended Budget	Actual Thru May				
Month: 5/31/2020								
Fund: 100 - General Fund								
Expenditures								
Dept: 150 City Attorney								
6230.000 Legal and Accounting	63,472	50,000	50,000	53,619	50,000	55,000	50,000	
6245.000 Other Contractual Services	0	0	0	0	0			
City Attorney	63,472	50,000	50,000	53,619	50,000	55,000	50,000	0
Total Expenditures	63,472	50,000	50,000	53,619	50,000	55,000	50,000	0
General Fund	-63,472	-50,000	-50,000	-53,619	-50,000	-55,000	-50,000	0
Grand Total:	-63,472	-50,000	-50,000	-53,619	-50,000	-55,000	-50,000	0

Attachment: Budget FY 20-21 (1789 : FY 2020-2021 City and Successor Agency Budget)

Community Development Department Budget Narrative for FY 2020-2021 Budget Unit 160

DEPARTMENTAL MISSION

The Community Development Department supports the Vision and Mission of the City by providing professional planning services to the City. The Department promotes quality of life in Gonzales through careful attention to the City's physical and social development requirements. The Department promotes economic development consistent with the City Council's goals, and City's adopted plans and programs.

DEPARTMENTAL PROGRAMS

The Department processes applications for all physical development involving private land, including: Conditional Use Permits; Site Plan Permits, Sign Permits, and subdivision and parcel maps. The Department works closely with applicants, other City Departments, and County and State agencies to ensure development conforms to requirements and the best contemporary practices. The Department manages environmental review for projects and supports the Planning Commission and City Council, and is also responsible for maintaining and updating the Zoning Ordinance and Gonzales General Plan. Other activities include grant applications and administration, and affordable housing programs. The Department also works on economic development through outreach assistance to property owners and developers in promotion of the City.

ACCOMPLISHMENTS FOR FY 2019-2020

- Successfully worked with the Measure K Oversight Committee to oversee the projects recommended to the City Council.
- Oversaw Del Monte/Mann Packing facility equipment installation.
- Worked with Gary and Scott Caraccioli with their Caraccioli Cellars venue.
- Worked with Pape Material Handling permits to construct a 25,000 sq.ft. facility to accommodate their ag industry material handling retail and rental business.
- Worked with Constellation Brands permits to build a new refrigeration unit.
- Worked with architects and construction management team related to the Salinas Valley Memorial Hospital System expansion of existing facilities.
- The Building Department worked with Sante Fe market to open their new facility.
- Processed the American BioSciences application to open a health aids related manufacturing and processing facility in a 16,000 square foot building.
- Processed a new secondary residential unit in the mixed-use district.
- Building department processed numerous building permits for modifications to existing residential structures.
- Worked with the City's Business Loan Consultant to market and promote the program to small business in the City.
- Extensive work, meetings and coordination related to the Sphere of Influence and pending annexation of land to the east.

- Submitted Senate Bill 2 Housing and Community Development funding grant of \$160,000 for use in preparing the Supplemental EIR for pending annexation of land. Grant was approved and on line to be paid as progress is made on the SEIRs.

DEPARTMENTAL GOALS FOR FY 2020-2021

- Process the first ADU project.
- Process applications for Conditional Use Permits.
- Codify three new zoning code amendments and one new
- Conduct a zoning consistency analysis as required by Government Code Section 65860(a), to ensure that the City’s Zoning Plan is consistent with the Land Use Diagram of the 2010 General Plan. Conduct public hearings with the Planning Commission and City Council to adopt an ordinance, which establishes consistency between land use designation and zoning categories.
- Coordinate with project proponents in the City’s Sphere of Influence area east of the City with regard to annexation, CEQA analysis, preparation of Specific Plans, fiscal impact analysis, and development agreements for proposed development.
- Coordinate with the City’s Economic Development Committee on the implementation of measures contained in the City’s Economic Development Strategy and Action Plan for business retention, development, and attraction.
- Continue to coordinate, with Armanasco Public Relations as a consultant, to promote what the City has achieved, and to brand and market the City as a regional leader in innovative economic development activities.
- Continue promoting economic opportunities and activities, meet with business owners and work with consultants on related research and reporting.
- Continue to facilitate meetings of the Measure K Oversight Committee appointed by the City Council, who are charged with providing recommendations to the Council with regard to how a voter approved increase in the sales tax, is to be used for the betterment of the quality of life within the City.
- Actively market the Business Assistance Loan Program, and at a minimum, loan funds to two businesses.
- Coordinate with the County with regard to Community Development Block Grant (CDBG) funding, from the federal Housing and Urban Development (HUD) Program for the new program year.
- Continue to search out new grant opportunities and apply whenever feasible – e.g., HCD’s ‘Local Early Action Planning’ Program Funds (‘LEAP’ grant) to fund the 2023 Housing Element update.
- Coordinate with the County Economic Development Department to implement County-wide economic development initiatives.

FY 2020-2021 RECOMMENDED BUDGET

The Department’s FY 2020-2021 Recommended Budget represents a decrease of (\$2,669) or (1%) in expenditures, and a decrease of (\$4,600) or (10%) in revenues, when compared to the FY 2019-2020 Approved Budget. As a result, the Requested Net Cost is increased by \$1,531.

Revenues

Revenues are a function of the type of and number of applications. Consequently, based on current information about current interest in the industrial park, it is anticipated that 2020-2021 revenue will decrease.

Expenditures

The primary reason for the decrease is due to filling the Community Development Director position, which resulted in a significant reduction to contractual services.

Expenditures within the budget unit primarily reflect the fixed costs associated with the Department, including information technology and file services and payment of the annual administrative charges associated with the Local Agency Formation Commission of Monterey County.

Capital Projects/Fixed Assets

There are no capital projects or fixed assets reflected in this budget.

MAJOR POLICY CONSIDERATIONS

There are no major policy considerations reflected in this budget.

BUDGET WORKSHEET

City Of Gonzales

Month: 5/31/2020	Prior	Current Year			(6)	(7)	(8)
	Year Actual	Original Budget	Amended Budget	Actual Thru May	Estimated Total	3rd QTR Proj.	FY20/21 Recom
Fund: 100 - General Fund							
Revenues							
Dept: 160 Planning							
5623.000 Housing Authority PILOT	0	800	800	0	800	800	800
5710.000 Home Occupation Fees	0	200	200	660	200	660	500
5711.000 Plan Check Fees	0	0	0	0	0		
5712.000 Planning & Zoning Fees	8,764	45,000	45,000	23,639	45,000	30,000	40,000
5713.000 General Plan Revision Fees	0	0	100	85	100	100	100
5820.000 Other Income - Misc Payments	353	0	0	0	0		
5821.000 Other Income - Reimbursements	0	0	0	0	0		
5949.000 Transfer from Fund 200	0	0	0	0	0		
5950.000 Transfer from CDBG (Non Pgm)	0	0	0	0	0		
Planning	9,117	46,000	46,100	24,384	46,100	31,560	41,400
Total Revenues	9,117	46,000	46,100	24,384	46,100	31,560	41,400
Expenditures							
Dept: 160 Planning							
6110.000 Salaries-Regular Pay	29,698	151,975	151,975	117,942	151,975	140,000	143,710
6111.000 Salaries-Overtime Pay	0	0	0	0	0		
6112.000 Salaries-Extra Help	0	0	0	0	0		
6113.000 Salaries-Differentials	2,680	2,150	5,170	6,980	5,170	7,300	1,355
6120.000 Unemployment Insurance	0	0	0	2	0		
6130.000 Retirement - ICMA	0	0	0	0	0		
6131.000 Deferred Compensation Expense	0	0	0	0	0		3,235
6132.000 Retirement - PERS	5,364	27,933	27,933	8,354	27,933	15,000	26,800
6140.000 Life and Disability Insurance	428	2,415	2,415	845	2,415	900	2,330
6150.000 Workers Comp Insurance	1,915	1,920	1,920	1,920	1,920	1,920	3,475
6160.000 Social Security	4,152	11,560	11,560	9,100	11,560	11,560	11,100
6170.000 Health and Dental Insurance	6,391	18,475	18,475	24,730	18,475	25,000	18,475
6180.000 Payroll Unemployment Tax	0	0	0	0	0		
6210.000 Special Departmental Expenses	113	500	3,000	3,719	3,000	3,000	3,000
6211.000 Office Supplies	200	350	350	19	350	200	200
6212.000 Maintenance Supplies	0	0	0	0	0		
6213.000 Oils and Lubricants	0	0	0	0	0		
6220.000 Telephone	0	0	0	0	0		
6235.000 Engineering and Surveying	0	0	0	0	0		
6245.000 Other Contractual Services	79,861	25,000	25,000	26,069	25,000	25,000	25,000
6255.000 Liability Insurance	3,062	3,521	4,010	4,010	4,010	4,010	4,100
6260.000 Advertising	860	1,500	1,500	2,279	1,500	2,100	2,100
6265.000 Printing	0	0	0	0	0		

Attachment: Budget FY 20-21 (1789 : FY 2020-2021 City and Successor Agency Budget)

BUDGET WORKSHEET

City Of Gonzales

Month: 5/31/2020	Prior	Current Year			(6)	(7)	(8)
	Year Actual	Original Budget	Amended Budget	Actual Thru May	Estimated Total	3rd QTR Proj.	:Y20/21 Recom
Fund: 100 - General Fund							
Expenditures							
Dept: 160 Planning							
6270.000 Transportation and Travel	0	750	750	0	750		500
6275.000 Subscriptions and Training	1,231	1,500	3,000	3,350	3,000	3,251	1,500
6544.000 Equipment-Computers	0	0	0	0	0		
Planning	135,955	249,549	257,058	209,319	257,058	239,241	246,880
Total Expenditures	135,955	249,549	257,058	209,319	257,058	239,241	246,880
General Fund	-126,838	-203,549	-210,958	-184,935	-210,958	-207,681	-205,480
Grand Total:	-126,838	-203,549	-210,958	-184,935	-210,958	-207,681	-205,480

Attachment: Budget FY 20-21 (1789 : FY 2020-2021 City and Successor Agency Budget)

**General Governmental Buildings
Budget Narrative for FY 2020-2021
Budget Unit 170**

DEPARTMENTAL MISSION

This General Fund Budget Unit provides resources to acquire and maintain public facilities. Cost-effective management of resources is a goal of this Budget Unit.

DEPARTMENTAL PROGRAMS

This budget unit tracks City-owned building operations, and maintenance activities.

ACCOMPLISHMENTS FOR FY 2019-2020

- Provided building and general maintenance services to the following locations:

325 Center Street	Fire Station
411 Center Street	Rental Office Space for County Programs
421 Center Street	Dental Offices (rental space)
107 Centennial Drive	Vosti Recreation Center
225 Elko Street	Day Care/Preschool Facility
109 Fourth Street	Police Station
117 Fourth Street	Council Chambers
147 Fourth Street	City Hall
133 Fourth Street	Partially rented (rental space)

- Oversaw the reroofing of the Council Chambers.
- Effectively managed the demolition of the old Public Works Shop (just west of the Fire Station).
- Completed the schematic design for the Teen Innovation Center and presented it to the City Council for consideration and direction.

DEPARTMENTAL GOALS FOR FY 2020-2021

- Maintain facilities as cost-effectively as possible within the approved budget.
- Reduce cost of operations where possible.
- Continue energy saving programs.
- Continue developing the Teen Innovation Center.

FY 2020-2021 RECOMMENDED BUDGET

This Budget Unit's FY 2020-2021 Recommended Budget represents a decrease of (\$3,340) or (9%) in expenditures, when compared to the FY 2019-2020 Approved Budget. As a result, the Requested Net Cost is decreased by (\$3,340).

Services and Supplies

This budget funds janitorial supplies for all City Departments and facilities. The reason for the decrease is a reduction in expenditures due to the expected revenue impacts from COVID-19.

Capital Projects/Fixed Assets

There are no fixed assets reflected in this budget.

MAJOR POLICY CONSIDERATIONS

The policy considerations for this budget unit are:

- Establishing a reserve fund to keep up with aging buildings maintenance may be an option as funds are available.
- Planning efforts for the old medical facility are underway; if and once approved, a funding strategy will be presented for approval.

BUDGET WORKSHEET

City Of Gonzales

Month: 5/31/2020	Prior	Current Year			(6)	(7)	(8)	
	Year Actual	Original Budget	Amended Budget	Actual Thru May	Estimated Total	3rd QTR Proj.	Y20/21 Recom	
Fund: 100 - General Fund								
Expenditures								
Dept: 170 General Government Building								
6210.000 Special Departmental Expenses	19,353	3,500	3,500	7,362	3,500	8,000	8,000	
6211.000 Office Supplies	9	0	0	39	0			
6212.000 Maintenance Supplies	2,446	2,500	2,500	2,137	2,500	2,500	2,500	
6213.000 Oils and Lubricants	0	0	0	0	0			
6220.000 Telephone	0	0	0	766	0	260	260	
6225.000 Utilities	5,735	5,700	5,700	6,913	5,700	7,600	7,600	
6235.000 Engineering and Surveying	0	0	0	0	0			
6245.000 Other Contractual Services	19,814	15,000	15,000	44,608	15,000	27,010	15,000	
6250.000 Rental	35,551	10,000	10,000	0	10,000			
6255.000 Liability Insurance	0	0	0	0	0			
6260.000 Advertising	0	0	0	0	0			
6265.000 Printing	0	0	0	0	0			
6530.000 Capital Outlay-Improvements	0	0	0	0	0			
6540.000 Capital Outlay-Equipment	0	0	0	0	0			
6543.000 Equipment-Furniture	0	0	0	0	0			
General Government Building	82,908	36,700	36,700	61,825	36,700	45,370	33,360	
Total Expenditures	82,908	36,700	36,700	61,825	36,700	45,370	33,360	
General Fund	-82,908	-36,700	-36,700	-61,825	-36,700	-45,370	-33,360	
Grand Total:	-82,908	-36,700	-36,700	-61,825	-36,700	-45,370	-33,360	0

Attachment: Budget FY 20-21 (1789 : FY 2020-2021 City and Successor Agency Budget)

Non-Departmental Budget Narrative for FY 2020-2021 Budget Unit 200

DEPARTMENTAL MISSION

This General Fund Budget Unit provides resources to support general expenses not specifically related by any single department and appropriately related to the general fund.

DEPARTMENTAL PROGRAMS

This budget unit provides various support services to all departments such as postage, office supplies, first aid supplies, lease agreements, along with automotive and property insurance.

ACCOMPLISHMENTS FOR FY 2019-2020

- Cost-effectively provided support to various departments.
- Tracked expenses coordinating with the Finance Department.
- Implemented the “Internet for All” community initiative.

DEPARTMENTAL GOALS FOR FY 2020-2021

- Continue to provide cost-effective support services.
- Continue to maintain support contracts and lease agreements.
- Maximize the engagement opportunities with the community as a result of the “Internet for All” community initiative.

FY 2020-2021 RECOMMENDED BUDGET

This Budget Unit’s FY 2020-2021 Recommended Budget represents an increase of \$38,900 or 36% in expenditures when compared to the FY 2019-2020 Approved Budget. As a result, the Requested Net Cost is increased by \$38,900.

Personnel

There are no personnel expenditures reflected in this budget.

Services and Supplies

The reason for the increase is to cover a portion of the expenditures of the “Internet for All” community initiative. The other portion of the costs are reflected in the Transaction and Use Tax budget.

This budget also reflects funding for the:

1. City Telephone, Utilities.
2. Leases for copiers and postage machine.
3. Computer systems, the general fund's portion of Information Technology (IT).
4. Office Supplies.
5. Postage and Mail services.
6. Public Hearing and Legal Notices.
7. County Administrative Fees.

Capital Projects/Fixed Assets

There are no capital projects reflected in this budget other than computer purchases reflected as fixed assets.

MAJOR POLICY CONSIDERATIONS

There are no major policy considerations reflected in this budget.

BUDGET WORKSHEET

City Of Gonzales

Month: 5/31/2020	Prior	Current Year			(6)	(7)	(8)
	Year Actual	Original Budget	Amended Budget	Actual Thru May	Estimated Total	3rd QTR Proj.	FY20/21 Recom
Fund: 100 - General Fund							
Expenditures							
Dept: 200 Nondepartmental							
6110.000 Salaries-Regular Pay	0	0	0	0	0		
6132.000 Retirement - PERS	0	0	0	92,900	0		
6155.000 EAP-EMPLOYEE ASSISTANCE PROG	2,479	2,500	5,500	5,452	5,500	5,452	5,500
6210.000 Special Departmental Expenses	9,775	10,000	10,000	17,163	10,000	15,000	10,000
6211.000 Office Supplies	8,699	6,500	6,500	7,256	6,500	6,500	6,500
6212.000 Maintenance Supplies	188	500	500	8	500	100	200
6220.000 Telephone	5,591	5,000	5,000	6,947	5,000	5,000	5,000
6225.000 Utilities	21,224	18,000	18,000	14,263	18,000	15,000	16,000
6227.000 Utilities - Hot Spots	0	0	0	0	0	130,000	30,000
6230.000 Legal and Accounting	0	0	0	0	0		
6235.000 Engineering and Surveying	0	0	0	0	0		
6245.000 Other Contractual Services	57,662	55,000	61,500	90,507	61,500	78,000	65,000
6250.000 Rental	1,540	2,000	2,500	3,085	2,500	2,500	3,000
6255.000 Liability Insurance	0	0	0	0	0		
6260.000 Advertising	520	500	500	283	500	500	500
6265.000 Printing	0	2,000	2,000	0	2,000		
6270.000 Transportation and Travel	0	0	0	0	0		
6275.000 Subscriptions and Training	0	0	127	127	127	127	
6315.000 County Administrative Fees	5,122	6,000	6,000	4,972	6,000	4,972	5,200
6544.000 Equipment-Computers	0	0	0	0	0		
Nondepartmental	112,800	108,000	118,127	242,963	118,127	263,151	146,900
Total Expenditures	112,800	108,000	118,127	242,963	118,127	263,151	146,900
General Fund	-112,800	-108,000	-118,127	-242,963	-118,127	-263,151	-146,900
Grand Total:	-112,800	-108,000	-118,127	-242,963	-118,127	-263,151	-146,900

Attachment: Budget FY 20-21 (1789 : FY 2020-2021 City and Successor Agency Budget)

**Police Department
Budget Narrative for FY 2020-2021
Budget Unit 300**

DEPARTMENTAL MISSION

The Gonzales Police Department supports the Vision and Mission of the City by providing public safety services to all our residents, businesses, and visitors. These services are provided using a cooperative community policing philosophy, in which the Department works with the residents to solve crime and quality of life issues in our diverse community.

The number one concern of the Department is the safety of all of our residents, businesses, and visitors. The Department takes a zero tolerance to crime and works aggressively to solve crimes that do occur.

The Gonzales Police Department supports and protects commercial, industrial, and educational institutions in the area. The Department provides advice as requested, and aides in crime prevention.

ACCOMPLISHMENTS FOR FY 2019-2020

The Police Department accomplished many of the goals, including the following:

- Experienced a 17% decrease in property crimes during the 2019-2020 Fiscal Year compared to the previous year. Gonzales continues to be one of the safest community's in Monterey County and the State of California.
- Participated and coordinated many events that were held throughout the City, as well as provided many school field trip tours of the Police Department.
- Although this was a very challenging year due to the COVID-19 pandemic, the Police Department was able to adapt to the changes involved, maintain core police services, respond and handle calls for service, and continue to protect and serve the community.
- Maintained keeping the School Resource Officer who actively engages with school officials, parents, students, and community-based organizations to build positive relationships. The City and School District jointly fund the School Resource Officer position.
- Continued to do community outreach throughout the City to help residents address not only crime issues, but also quality of life challenges.

DEPARTMENTAL GOALS FOR 2020-2021

- Continue collaborative efforts with the Gonzales Unified School District to improve youth interaction. Maintain the School Resource Officer program.

- Continue to apply for additional funding as opportunities arise, including applying for future gang and crime prevention grants, and other opportunities.
- Continue to identify and prioritize community concerns regarding crime and traffic, which will improve the health, safety, and security of the community.
- Continue to work with the residents of our City and establish productive lines of communication to address concerns and facilitate community problem solving.
- Work regionally with the other South County Cities to secure grant funding opportunities that may arise to help address community outreach, and engagement.

FY 2020-2021 RECOMMENDED BUDGET

The Department’s FY 2020-2021 Recommended Budget represents an increase of \$208,633 or 7.3% in expenditures, and an increase of \$9,000 or 4.2% in revenues, when compared to the FY 2019-2020 Approved Budget. As a result, the Requested Net City Cost is increased by \$199,633.

Revenues

The slight increase in revenues is primarily due to vehicle code fines.

Personnel

The main reason for the increase in salaries and benefits is due to a significant jump in workers compensation costs as a result of several recent cases.

Also, while not significant to the overall budget, it reflects an adjustment to the Police Services Technician position, who also serves as the City’s Animal Control Officer, to bring it more in line with the salary scale for this function with the other South County Cities. This is needed to not only retain, but recruit in the future. So, the new salary range recommended is \$3,024-\$3,760.

Services and Supplies

The change in this category is due to increase in liability, the 911 Contract, and special departmental expenses. The reason for the increase overall in services and supplies is that the FY 2019-2020 Recommended Budget reflects the lease payments for replacing old patrol vehicles with new equipped patrol vehicles, funding to replace depleted ammunition used during range qualifications, and the costs of the contract with Sun Street Centers for the “Road to Success” Youth Diversion Program.

Capital Projects and Fixed Assets

This budget reflects no expenditures.

MAJOR POLICY CONSIDERATIONS

There are no major policy considerations reflected in this budget.

BUDGET WORKSHEET

City Of Gonzales

Month: 5/31/2020	Prior	Current Year			Estimated	(6)	(7)	(8)
	Year	Original	Amended	Actual Thru		3rd QTR Proj.	FY20/21	Recom
	Actual	Budget	Budget	May	Total			
Fund: 100 - General Fund								
Revenues								
Dept: 300 Police Department								
5310.000	Animal Licenses	2,389	1,500	1,500	411	1,500	1,000	1,000
5320.000	Bicycle Licenses	8	0	0	0	0		
5335.000	Dance Permits	600	400	400	392	400	400	400
5400.000	FINES & PENALTIES	0	0	0	0	0		
5410.000	Vehicle Code Fines	19,654	15,000	15,000	21,740	15,000	21,500	20,000
5430.000	Asset Foreiture Seizures	0	0	0	0	0		
5621.000	P.O.S.T. Reimbursement	0	2,500	8,750	10,745	8,750	10,745	7,500
5637.000	Grant Proceeds	4,866	0	16,250	10,000	16,250	16,250	7,500
5720.000	Police Service Fees	30,029	28,000	28,000	20,357	28,000	20,000	20,000
5721.000	DUI Fees	0	0	0	0	0		
5821.000	Other Income - Reimbursements	206,939	165,000	165,000	78,987	165,000	165,000	165,000
5925.000	Transfer from Public Safety	52,560	0	0	0	0		
5926.000	Transfer from SLESF	0	0	0	0	0		
5962.000	Transfer from Fund 216	0	0	0	0	0		
	Police Department	317,045	212,400	234,900	142,632	234,900	234,895	221,400
	Total Revenues	317,045	212,400	234,900	142,632	234,900	234,895	221,400
Expenditures								
Dept: 300 Police Department								
6110.000	Salaries-Regular Pay	1,074,223	1,108,884	1,108,884	1,007,052	1,108,884	1,056,000	1,135,720
6111.000	Salaries-Overtime Pay	232,493	210,000	210,000	163,691	210,000	210,000	150,000
6111.500	Overtime - Click it/Ticket it	0	0	0	0	0		
6112.000	Salaries-Extra Help	0	0	0	0	0		
6113.000	Salaries-Differentials	174,471	129,873	129,873	182,762	129,873	174,000	139,830
6114.000	Workers Compensation Payment	0	0	0	0	0		
6120.000	Unemployment Insurance	0	0	0	0	0		
6130.000	Retirement - ICMA	0	0	0	0	0		
6131.000	Deferred Compensation Expense	0	0	0	0	0		68,275
6132.000	Retirement - PERS	213,225	235,096	235,096	130,530	235,096	235,096	255,010
6140.000	Life and Disability Insurance	11,045	17,090	17,090	7,569	17,090	10,000	18,500
6150.000	Workers Comp Insurance	155,033	168,627	168,627	168,627	168,627	168,627	305,365
6160.000	Social Security	99,238	105,977	105,977	87,599	105,977	100,000	109,055
6170.000	Health and Dental Insurance	148,981	142,710	142,710	159,747	142,710	150,000	142,710
6210.000	Special Departmental Expenses	56,524	49,000	49,000	40,030	49,000	46,000	53,500
6211.000	Office Supplies	3,156	3,500	3,500	2,376	3,500	3,500	3,500
6212.000	Maintenance Supplies	9,260	10,000	10,000	8,005	10,000	10,000	10,000
6213.000	Oils and Lubricants	34,638	26,500	26,500	23,716	26,500	26,500	26,500

Attachment: Budget FY 20-21 (1789 : FY 2020-2021 City and Successor Agency Budget)

BUDGET WORKSHEET

City Of Gonzales

Month: 5/31/2020	Prior Year Actual	Current Year			Estimated Total	(6) 3rd QTR Proj.	(7) FY20/21 Recom	(8)
		Original Budget	Amended Budget	Actual Thru May				
Fund: 100 - General Fund								
Expenditures								
Dept: 300 Police Department								
6214.000 Vehicle Maintenance	47	0	0	0	0			
6220.000 Telephone	14,051	12,000	12,000	14,491	12,000	14,700	14,500	
6225.000 Utilities	13,737	17,000	17,000	8,601	17,000	13,000	13,000	
6230.000 Legal and Accounting	0	0	0	0	0			
6235.000 Engineering and Surveying	0	0	0	0	0			
6245.000 Other Contractual Services	446,664	375,900	375,900	327,030	375,900	375,900	380,000	
6250.000 Rental	0	0	0	0	0			
6255.000 Liability Insurance	47,884	60,000	68,325	68,325	68,325	68,325	70,000	
6260.000 Advertising	0	2,000	2,000	1,500	2,000	2,000	2,000	
6265.000 Printing	0	0	0	0	0			
6270.000 Transportation and Travel	1,887	1,000	1,000	0	1,000		750	
6275.000 Subscriptions and Training	14,817	15,000	15,000	7,823	15,000	10,000	10,000	
6540.000 Capital Outlay-Equipment	0	0	0	0	0			
6542.000 Equipment-Vehicles	0	22,000	27,144	27,144	27,144	27,144	15,000	
6543.000 Equipment-Furniture	0	0	0	0	0			
6544.000 Equipment-Computers	312	0	0	0	0			
6905.000 Transfers Out	413	134,090	134,090	67,045	134,090	109,395	131,665	
Police Department	2,752,099	2,846,247	2,859,716	2,503,663	2,859,716	2,810,187	3,054,880	0
Total Expenditures	2,752,099	2,846,247	2,859,716	2,503,663	2,859,716	2,810,187	3,054,880	0
General Fund	-2,435,054	-2,633,847	-2,624,816	-2,361,031	-2,624,816	-2,575,292	-2,833,480	0
Grand Total:	-2,435,054	-2,633,847	-2,624,816	-2,361,031	-2,624,816	-2,575,292	-2,833,480	0

Attachment: Budget FY 20-21 (1789 : FY 2020-2021 City and Successor Agency Budget)

Fire Department Budget Narrative for FY 2020-2021 Budget Unit 310

DEPARTMENTAL MISSION

The Gonzales Fire Department is committed to providing fire prevention and suppression to the residents of our City and Rural Fire District in a friendly, cost-effective manner to ensure the safety of our residents and businesses. The Department continues to work collaboratively with other public safety agencies to maintain the highest quality of service and serve those in our diverse community.

ACCOMPLISHMENTS FOR FY 2019-2020

- Provided public safety services to our residents in a safe and effective manner.
- Increased volunteer staff to 20 members.
- Expanded a Volunteer Firefighter shift program to improve station coverage.
- Continued the training program to better prepare Volunteer Firefighters towards Firefighter 1 Certification, and Emergency Medical Technician (EMT) certification.
- Continued Fire Prevention/Business Inspection, and residential rental inspection programs.
- Expanded community outreach with events in fire safety and prevention activities for youth.
- Helped oversee, monitor, and provide information to the community and businesses to respond to the COVID-19 pandemic “Shelter in Place” Order.

DEPARTMENTAL GOALS FOR FY 2020-2021

- Continue to search out grant opportunities to assist the City with maintaining and replacing Fire Department equipment.
- Work towards maintaining the Volunteer Firefighting force at 20 members.
- Continue to work collaboratively with other public safety agencies to ensure that the residents of our City are receiving the best public safety services available, such as the Auto-Aid Agreements.
- Continue instruction in CPR, First Aid, and disaster preparedness to our residents and businesses to ensure Gonzales is prepared for an emergency by creating a Community Emergency Response Team (CERT).
- Continue to expand the Volunteer Firefighter shift program in an effort to provide 24 hour a day coverage with two personnel.
- Continue to perform all duties of the Fire Marshal including business inspections, fire investigations, and increase inspections of rental housing units.
- Continue to train Firefighters towards Firefighter 2 and EMT advanced Certification.

FY 2020-2021 RECOMMENDED BUDGET

The Department's FY 2020-2021 Recommended Budget represents an overall increase of \$37,304 or 5.5% in expenditures, and \$9,200 or 4% in revenues, when compared to the FY 2019-2020 Approved Budget. As a result, the Requested Net Cost is increased by \$46,504.

Revenues

The Department operates on funds obtained from General Fund, the Gonzales Rural Fire Protection District, Special EMS Assessments, and other grants. The City will also see approximately \$6,500 in funding from CSA-74 monies that are collected by the County to provide medical supplies, training, and equipment. The reduction in revenues is reflected in the lower projection for reimbursements from insurance companies.

Personnel

The Department does not anticipate adding any full-time or volunteer staff for the FY 2020-2021 budget period. The increase is due to the Cost of Living Adjustments (COLA), and increases in liability and worker's compensation charges.

Services and Supplies

Services and supplies object codes are essentially unchanged.

Capital Projects/Fixed Assets

The Department, in trying to maintain the City's policy on fiscal responsibility, has scheduled no capital projects or fixed assets purchases (over \$1,000) during the FY 2020-2021 Recommended Budget.

MAJOR POLICY CONSIDERATIONS

While the City continues to use General Fund monies to support the Fire Department's efforts, the overall costs for fire protection in Gonzales is minimal compared to other jurisdictions. This is only accomplished through the efforts and dedication of the Officers and Volunteer Firefighters.

BUDGET WORKSHEET

City Of Gonzales

Month: 5/31/2020	Prior	Current Year			(6)	(7)	(8)	
	Year Actual	Original Budget	Amended Budget	Actual Thru May	Estimated Total	3rd QTR Proj.	FY20/21 Recom	
Fund: 100 - General Fund								
Revenues								
Dept: 310 Fire Department								
5162.000	Special Assessment - EMS Svcs	6,623	12,000	12,000	6,950	12,000	7,000	7,000
5351.000	Fire Plan Examination Fees	826	3,000	3,000	1,558	3,000	1,300	1,300
5637.000	Grant Proceeds	0	0	0	0	0		
5673.000	EMS C5A 74	12,406	6,700	6,950	12,218	6,950	12,218	12,200
5730.000	Rural Fire District	220,000	215,000	215,000	130,000	215,000	215,000	215,000
5731.000	SAFER Grant	0	0	0	0	0		
5777.000	Fire Inspection Fees	8,243	5,000	5,000	3,349	5,000	2,000	2,000
5821.000	Other Income - Reimbursements	6,035	10,000	10,000	1,346	10,000	5,000	5,000
	Fire Department	254,133	251,700	251,950	155,421	251,950	242,518	242,500
	Total Revenues	254,133	251,700	251,950	155,421	251,950	242,518	242,500
Expenditures								
Dept: 310 Fire Department								
6110.000	Salaries-Regular Pay	311,799	295,043	295,043	294,587	295,043	295,043	306,140
6110.200	Salaries-Vol. Fire	6,946	35,000	35,000	64,047	35,000	60,000	35,000
6111.000	Salaries-Overtime Pay	9,925	15,000	15,000	10,744	15,000	15,000	15,000
6112.000	Salaries-Extra Help	0	0	0	0	0		
6113.000	Salaries-Differentials	26,844	20,000	20,000	24,975	20,000	23,000	
6120.000	Unemployment Insurance	671	0	0	26	0	100	
6131.000	Deferred Compensation Expense	0	0	0	0	0		10,925
6132.000	Retirement - PERS	28,587	56,052	56,052	32,885	56,052	56,052	59,845
6140.000	Life and Disability Insurance	2,507	3,123	3,123	2,264	3,123	3,123	3,395
6150.000	Workers Comp Insurance	16,502	24,753	24,753	24,753	24,753	24,753	44,825
6160.000	Social Security	26,313	28,700	28,700	29,000	28,700	28,700	27,245
6170.000	Health and Dental Insurance	37,851	23,760	23,760	35,098	23,760	33,000	23,760
6210.000	Special Departmental Expenses	32,044	30,000	30,000	40,201	30,000	40,000	35,000
6211.000	Office Supplies	72	100	100	182	100	200	200
6212.000	Maintenance Supplies	4,973	5,000	5,000	4,397	5,000	5,000	5,000
6213.000	Oils and Lubricants	8,202	6,000	6,000	6,424	6,000	6,000	6,000
6214.000	Vehicle Maintenance	8,555	15,000	15,000	9,642	15,000	15,000	12,000
6220.000	Telephone	1,140	1,000	1,000	775	1,000	1,000	1,000
6225.000	Utilities	20,588	16,000	16,000	9,661	16,000	16,000	16,000
6245.000	Other Contractual Services	19,983	25,000	25,000	19,779	25,000	25,000	20,000
6250.000	Rental	0	0	0	0	0		
6255.000	Liability Insurance	75,344	80,000	94,558	94,558	94,558	94,558	95,000
6260.000	Advertising	0	0	0	0	0		
6275.000	Subscriptions and Training	2,385	3,000	3,000	3,772	3,000	3,772	3,500

Attachment: Budget FY 20-21 (1789 : FY 2020-2021 City and Successor Agency Budget)

BUDGET WORKSHEET

City Of Gonzales

Month: 5/31/2020	Prior	Current Year			(6)	(7)	(8)
	Year Actual	Original Budget	Amended Budget	Actual Thru May	Estimated Total	3rd QTR Proj.	Y20/21 Recom
Fund: 100 - General Fund							
Expenditures							
Dept: 310 Fire Department							
6542.000 Equipment-Vehicles	0	0	0	0	0		
6543.000 Equipment-Furniture	0	0	0	0	0		
6544.000 Equipment-Computers	0	0	0	0	0		
Fire Department	641,231	682,531	697,089	707,770	697,089	745,301	719,835
Total Expenditures	641,231	682,531	697,089	707,770	697,089	745,301	719,835
General Fund	-387,098	-430,831	-445,139	-552,349	-445,139	-502,783	-477,335
Grand Total:	-387,098	-430,831	-445,139	-552,349	-445,139	-502,783	-477,335

Attachment: Budget FY 20-21 (1789 : FY 2020-2021 City and Successor Agency Budget)

Building Regulation Department Budget Narrative for FY 2020-2021 Budget Unit 320

DEPARTMENTAL MISSION

The Building Department supports the Vision and Mission of the City by providing excellent service in a friendly, cost-effective manner to ensure the community's safety is sustainable.

DEPARTMENTAL PROGRAMS

- Construction Inspections are the primary function of this Department.
- Plan reviews for Building Code compliance.
- Maintain permit issuance and fee collection system.
- Maintain Construction Demolition Debris Diversion Program.
- Maintain Gonzales' Employee Housing Program.
- Assist with the Code Enforcement Program through site inspections.
- Maintain the Abandoned and Distressed Residential Property Program.
- Assist in monitoring pre and post construction Storm Water Runoff Programs.
- Coordinate efforts with other Departments.
- Maintain the Safety Assessment Program to assess disaster damage when needed.

ACCOMPLISHMENTS FOR FY 2019-2020

- Completed building inspections for all projects.
- Completed plan reviews for all projects.
- Issued permit and collected fees appropriate for construction projects.
- Maintained Construction Demolition Debris Diversion Program.
- Complied with Employee Housing Program monitoring, and reporting requirements.
- Investigated Code Enforcement complaints.
- Maintained the Abandoned and Distressed Residential Property Program.
- Coordinated construction inspections, and enforcement efforts with other Departments.
- Papé Material Handling, Constellation Brands, and Mann Packing/Del Monte have received permits to build and, or Temporary Permits of Occupancy. Papé is anticipated to break ground by end of June.
- Successfully established the new building permit software system (SmartGov).

DEPARTMENTAL GOALS FOR FY 2020-2021

- Inspect all construction projects.
- Review all plans for Building Code compliance.
- Issue construction permits.
- Collect and properly account for permit fees.
- Monitor and report Construction Demolition Debris Diversion.
- Monitor Building Code compliance.

- Monitor, inspect, and report Gonzales' Employee Housing Program in compliance with State Codes.
- Collect, handle appropriately, and report any employee housing complaints.
- Assist with the Code Enforcement Inspections and enforcement.
- Inspect, account for, and report abandoned and distressed residential property as needed.
- Assist in monitoring pre- and post-construction Storm Water Runoff Programs.
- Coordinate all efforts with other Departments.
- Participate as part of Gonzales' emergency planning, preparedness, and response team.
- Implement the new computer software to track Building and Planning Projects.
- Maintain up to date knowledge of changing Building Codes.

FY 2020-2021 RECOMMENDED BUDGET

The Unit's FY 2020-2021 Recommended Budget reflects a decrease of (\$29,147) or (47%) in expenditures, and (\$49,200) or (25%) in revenues, when compared to the FY 2019-2020 Approved Budget. As a result, the Net Cost is increased by \$20,053.

Revenues

This budget revenue is solely based upon anticipated building activity.

Expenditures

Expenditures in this department are mostly associated with services provided by an outside consulting firm for building inspections and plan check, which services are necessary in the absence of a City employed Plan Checker and Building Inspector.

MAJOR POLICY CONSIDERATIONS

There are no major policy considerations reflected in this budget.

BUDGET WORKSHEET

City Of Gonzales

Month: 5/31/2020	Prior	Current Year			(6)	(7)	(8)
	Year Actual	Original Budget	Amended Budget	Actual Thru May	Estimated Total	3rd QTR Proj.	FY20/21 Recom
Fund: 100 - General Fund							
Revenues							
Dept: 320 Building Regulations							
5242.000 ADA - DSA SB 1186 FEES	829	500	500	485	500	500	500
5329.000 Bldg Standards Admin Fee	481	800	800	270	800	800	800
5330.000 Building Permits	38,862	50,000	50,000	8,853	50,000	15,000	35,000
5331.000 Fire Permit Fees	0	0	0	0	0		
5332.000 SMIP Fee	2,808	5,000	5,000	334	5,000	5,000	5,000
5333.000 System Automation Fee	5,140	8,500	8,500	2,774	8,500	3,000	3,000
5334.000 Deconstruction, Demolition & Co	6,590	6,000	6,000	3,555	6,000	4,000	4,000
5345.000 Building Occupancy Fee	263	200	200	116	200	200	200
5348.000 Employee Housing Fee (PTO)	6,177	6,200	6,200	5,953	6,200	6,200	6,200
5350.000 Bldg/Elec/Plumb Permits	35,513	50,000	50,000	30,452	50,000	40,000	40,000
5351.000 Fire Plan Examination Fees	0	0	0	0	0		
5360.000 Building Inspections	14,550	15,000	15,000	18,329	15,000	18,000	18,000
5365.000 Document Storage Fee	1,923	800	3,000	3,793	3,000	3,600	3,600
5640.000 County Housing in Lieu Tax	0	0	0	0	0		
5711.000 Plan Check Fees	28,767	50,000	50,000	25,900	50,000	30,000	30,000
5714.000 Training Fees - Building	2,504	3,500	3,500	618	3,500	1,000	1,000
5777.000 Fire Inspection Fees	0	0	0	0	0		
Building Regulations	144,407	196,500	198,700	101,432	198,700	127,300	147,300
Total Revenues	144,407	196,500	198,700	101,432	198,700	127,300	147,300
Expenditures							
Dept: 320 Building Regulations							
6110.000 Salaries-Regular Pay	0	19,515	19,515	0	19,515		
6111.000 Salaries-Overtime Pay	0	0	0	0	0		
6113.000 Salaries-Differentials	0	975	975	0	975		
6131.000 Deferred Compensation Expense	0	0	0	0	0		
6132.000 Retirement - PERS	0	3,863	3,863	0	3,863		
6140.000 Life and Disability Insurance	0	325	325	0	325		
6150.000 Workers Comp Insurance	876	870	870	870	870		
6160.000 Social Security	0	1,667	1,667	0	1,667		
6170.000 Health and Dental Insurance	0	2,970	2,970	0	2,970		
6210.000 Special Departmental Expenses	237	500	500	513	500	500	500
6211.000 Office Supplies	0	100	100	187	100	135	100
6212.000 Maintenance Supplies	0	0	0	0	0		
6213.000 Oils and Lubricants	0	0	0	0	0		
6220.000 Telephone	0	0	0	0	0		
6245.000 Other Contractual Services	28,950	30,000	30,000	50,969	30,000	45,000	30,000

Attachment: Budget FY 20-21 (1789 : FY 2020-2021 City and Successor Agency Budget)

BUDGET WORKSHEET

City Of Gonzales

Month: 5/31/2020	Prior	Current Year			(6)	(7)	(8)
	Year Actual	Original Budget	Amended Budget	Actual Thru May	Estimated Total	3rd QTR Proj.	Y20/21 Recom
Fund: 100 - General Fund							
Expenditures							
Dept: 320 Building Regulations							
6255.000 Liability Insurance	358	412	412	469	412	469	500
6260.000 Advertising	0	150	150	285	150	300	300
6265.000 Printing	0	0	0	0	0		
6275.000 Subscriptions and Training	1,428	500	500	1,297	500	1,300	1,300
6530.000 Capital Outlay-Improvements	0	0	0	0	0		
Building Regulations	31,849	61,847	61,847	54,590	61,847	47,704	32,700
Total Expenditures	31,849	61,847	61,847	54,590	61,847	47,704	32,700
General Fund	112,558	134,653	136,853	46,842	136,853	79,596	114,600
Grand Total:	112,558	134,653	136,853	46,842	136,853	79,596	114,600

Attachment: Budget FY 20-21 (1789 : FY 2020-2021 City and Successor Agency Budget)

**Public Works Department
Budget Narrative for FY 2020-2021
Budget Unit 400**

DEPARTMENTAL MISSION

The Mission of the Public Works Department is to support the City's Vision by enhancing the quality of life of our residents through safe, courteous, and respectful service. Part of this Department's charge is planning for the future to ensure Gonzales will continue to receive utilities, and other services when needed.

DEPARTMENTAL PROGRAMS

The Public Works Department is responsible for the operation and maintenance of the following functions:

1. Utility billing
2. Street maintenance
3. Parks maintenance
4. Building maintenance
5. Automotive and equipment maintenance
6. Operation and maintenance of the community pool
7. Special events support
8. Municipal water system
9. Wastewater system
10. Capital improvements projects
11. Issuance and tracking encroachment permits
12. Water cross-connection program
13. Backflow device registration and annual testing
14. Project review and plan check
15. Stormwater programs
16. Non-point source pollution prevention program
17. Emergency utility response
18. Water leak detection
19. Utility marking for construction projects
20. Percolation pond maintenance
21. Graffiti abatement
22. Manage mosquito abatement
23. Manage hazardous materials program
24. Budget management for various funds
25. Management of 13 assessment districts

ACCOMPLISHMENTS FOR FY 2019-2020

- Maintained operational efficiency within approved budgets.
- Maintained the City street system that included pothole repairs as needed.
- Managed the street striping program.
- Mowed and maintained parks in all sections of the community.
- Managed a contract landscaping firm for assessment districts.
- Maintained all City-owned buildings in an efficient manner.
- Provided support services for all City functions, including automotive fleet.
- Coordinated pool operation and maintenance.
- Provided support for community special events as requested.
- Managed and maintained the City's water production and distribution systems.
- Coordinated the utility billing process including turn-on/off for monthly billing and adopted it to conform to the new State requirements.
- Managed and maintained the City's wastewater treatment and collection systems.
- Trained internal staff for various certifications.
- Managed and maintained six wastewater lift stations.
- Managed a fats, oil, and grease program to minimize damage to the wastewater collection system and prevent pollution.
- Maintained a cross connection program to ensure the safety of the water system and users of the system.
- Issued and monitored encroachment permits for projects in the public right-of-way.
- Participated in plan review and project development with other departments.
- Provided general maintenance services for City-owned facilities.
- Marked all underground utilities as requested for public safety.
- Maintained percolation ponds.
- Mitigated graffiti as soon as possible.
- Coordinated stormwater program.
- Managed a mosquito abatement program.
- Planned the replacement of the Meyer Park restroom.
- Oversaw the implementation of an award-winning Traffic Control program on the Fifth Street Bridge during school days.
- Managed over 20 budget funds.

DEPARTMENTAL GOALS FOR FY 2020-2021

- Continue to provide excellent services, which enhance the quality of life in Gonzales for residents, businesses, and employees. These services will be provided considering the environment, safety, courtesy, integrity, and respect.
- Provide utility services without interruption in a cost-effective manner.
- Update the Public Works Standards and Specifications.
- Continue to provide operational support services to all departments.
- Maintain programs as cost-effectively and sustainably as possible within approved budgets.

- Provide Public Works staff training and development.
- Have two certified staff persons to operate the wastewater treatment plant.
- Pursue the use of technology whenever possible to help offset the increasing demand for services.
- Improve the mosquito abatement program effectiveness by increasing coordination with the Mosquito Abatement District.

FY 2020-2021 RECOMMENDED BUDGET

This Department's FY 2020-2021 Recommended Budget represents an overall decrease of (\$5,022) or (3.6%) in expenditures, and (\$5,000) or (100%) in revenues when compared to the FY 2019-2020 Approved Budget. As a result, the Requested Net Cost essentially remains the same.

Personnel

The Public Works Department operates with the Public Works Supervisor, a Public Works Lead Worker, Maintenance Workers, and Mechanic. The department is fully staffed. Personnel expenses are shared with utilities and assessment districts.

Services and Supplies

This budget reflects funding for:

- Safety supplies and training
- Employee uniform services
- Staff training costs to achieve and maintain certification in several areas
- Annual service contracts including City Engineer

The reduction is due to controlling costs due to the expected COVID-19 impacts.

Capital Projects/Fixed Assets

There are no capital projects, and/or fixed assets reflected in this budget.

MAJOR POLICY CONSIDERATIONS

There are no major policy considerations reflected in the budget.

BUDGET WORKSHEET

City Of Gonzales

Month: 5/31/2020	Prior	Current Year			(6)	(7)	(8)
	Year Actual	Original Budget	Amended Budget	Actual Thru May	Estimated Total	3rd QTR Proj.	Y20/21 Recom
Fund: 100 - General Fund							
Revenues							
Dept: 400 Public Works							
5821.000	Other Income - Reimbursements	0	5,000	5,000	0	5,000	
5905.000	Transfer from Sewer	0	0	0	0	0	
5915.000	Transfer from Street	0	0	0	0	0	
	Public Works	0	5,000	5,000	0	5,000	0 0 0
	Total Revenues	0	5,000	5,000	0	5,000	0 0 0
Expenditures							
Dept: 400 Public Works							
6110.000	Salaries-Regular Pay	74,801	47,237	47,237	55,201	47,237	59,000 46,135
6111.000	Salaries-Overtime Pay	2,634	640	2,000	1,582	2,000	2,000 640
6112.000	Salaries-Extra Help	0	0	0	0	0	
6113.000	Salaries-Differentials	44,921	4,494	4,494	67,980	4,494	4,494 4,460
6120.000	Unemployment Insurance	0	0	0	0	0	
6131.000	Deferred Compensation Expense	0	0	0	0	0	445
6132.000	Retirement - PERS	12,524	9,651	9,651	6,819	9,651	9,651 9,665
6140.000	Life and Disability Insurance	1,342	718	718	799	718	718 700
6150.000	Workers Comp Insurance	1,206	1,800	1,800	1,800	1,800	1,800 3,260
6160.000	Social Security	10,249	3,915	3,915	9,217	3,915	9,000 3,920
6170.000	Health and Dental Insurance	27,107	10,157	18,000	26,806	18,000	25,000 9,415
6210.000	Special Departmental Expenses	11,178	6,000	6,000	13,716	6,000	14,000 7,500
6211.000	Office Supplies	439	500	500	0	500	250
6212.000	Maintenance Supplies	1,806	3,000	3,300	6,496	3,300	6,000 4,000
6213.000	Oils and Lubricants	2,917	3,500	3,500	5,365	3,500	5,000 4,500
6220.000	Telephone	0	0	0	0	0	
6235.000	Engineering and Surveying	15,410	10,000	10,000	11,864	10,000	14,000 10,000
6245.000	Other Contractual Services	53,424	25,000	25,000	15,391	25,000	15,000 15,000
6255.000	Liability Insurance	10,001	11,500	13,096	13,096	13,096	13,096 13,200
6260.000	Advertising	208	0	0	0	0	
6270.000	Transportation and Travel	0	0	0	43	0	43
6275.000	Subscriptions and Training	2,400	2,500	2,500	2,311	2,500	2,500 2,500
6544.000	Equipment-Computers	0	0	0	0	0	
	Public Works	272,567	140,612	151,711	238,486	151,711	181,302 135,590 0
	Total Expenditures	272,567	140,612	151,711	238,486	151,711	181,302 135,590 0
	General Fund	-272,567	-135,612	-146,711	-238,486	-146,711	-181,302 -135,590 0
	Grand Total:	-272,567	-135,612	-146,711	-238,486	-146,711	-181,302 -135,590 0

Attachment: Budget FY 20-21 (1789 : FY 2020-2021 City and Successor Agency Budget)

Parks

Budget Narrative for FY 2020-2021

Budget Unit 500

DEPARTMENTAL MISSION

The parks budget unit of the general fund supports the Vision of the City by enhancing the quality of life for Gonzales residents and visitors, through quality places for public gatherings and private family events. These public places are kept safe and clean through courteous and respectful service from a dedicated staff.

DEPARTMENTAL PROGRAMS

- Maintain City parks and open space.
- Provide support for all special events.

ACCOMPLISHMENTS FOR FY 2019-2020

- Through December 31, 2019, supported many special events.
- Maintained parks.
- Mitigated graffiti and vandalism as soon as possible.
- Replace some trees in Central Park.
- Due to the response needed for the COVID-19 pandemic, closed down the community's parks.

DEPARTMENTAL GOALS FOR FY 2020-2021

- Provide safe, clean, and pleasant parks and open spaces.
- Ensure park improvements are adequately maintained.
- Monitor landscaping contract.
- Improve tree trimming.
- When appropriate, begin to responsibly reopen the parks in the safest way possible with all the necessary precautions for the community.

FY 2020-2021 RECOMMENDED BUDGET

This Unit's FY 2020-2021 Recommended Budget represents a decrease of (\$361) or (.4%) in expenditures, when compared to the FY 2019-2020 Approved Budget. As a result, the Requested Net Cost is decreased by (\$361).

Personnel

Personnel costs reflect the Public Works employees that maintain parks. There are no proposed significant changes.

Services & Supplies

This budget unit covers maintenance supplies and utilities for parks. There are no proposed significant changes.

Capital Projects/Fixed Assets

There are no fixed assets reflected.

MAJOR POLICY CONSIDERATIONS

Considerations are for the City of Gonzales to form a Parks and Recreation District to meet future funding challenges.

Due to the expected decreases in revenues as a result of COVID-19, the Tree Management Program is not being funded and has been paused for the 2020-2021 Fiscal Year. Should the revenue reductions not materialize, restarting this program will be brought back for Council consideration as part of the Mid-Year Financial Report.

BUDGET WORKSHEET

City Of Gonzales

Month: 5/31/2020	Prior	Current Year			(6)	(7)	(8)	
	Year Actual	Original Budget	Amended Budget	Actual Thru May	Estimated Total	3rd QTR Proj.	FY20/21 Recom	
Fund: 100 - General Fund								
Expenditures								
Dept: 500 Parks								
6110.000 Salaries-Regular Pay	46,949	37,594	37,594	34,777	37,594	37,594	38,745	
6110.100 Salaries-Hourly Pay	0	0	0	0	0			
6111.000 Salaries-Overtime Pay	1,211	950	1,500	1,901	1,500	2,000	950	
6112.000 Salaries-Extra Help	0	0	0	0	0			
6113.000 Salaries-Differentials	6,628	2,031	2,031	4,725	2,031	4,500	2,000	
6120.000 Unemployment Insurance	0	0	0	0	0			
6131.000 Deferred Compensation Expense	0	0	0	0	0			
6132.000 Retirement - PERS	5,564	7,652	7,652	2,503	7,652	7,652	7,865	
6140.000 Life and Disability Insurance	530	615	615	329	615	550	635	
6150.000 Workers Comp Insurance	1,230	1,845	1,845	1,845	1,845	1,845	3,340	
6160.000 Social Security	4,220	3,105	3,105	3,343	3,105	3,105	3,190	
6170.000 Health and Dental Insurance	1,144	9,504	9,504	730	9,504	2,500	9,505	
6210.000 Special Departmental Expenses	3,994	5,000	5,000	1,058	5,000	5,000	4,000	
6211.000 Office Supplies	0	0	0	0	0			
6212.000 Maintenance Supplies	4,101	5,000	5,000	3,065	5,000	4,000	4,000	
6213.000 Oils and Lubricants	9,818	8,000	8,000	3,808	8,000	5,000	5,000	
6220.000 Telephone	0	0	0	0	0			
6225.000 Utilities	13,534	14,000	14,000	11,403	14,000	14,000	14,000	
6235.000 Engineering and Surveying	0	0	0	0	0			
6245.000 Other Contractual Services	8,037	5,000	6,400	7,187	6,400	7,200	6,500	
6255.000 Liability Insurance	1,213	1,395	1,589	1,589	1,589	1,589	1,600	
6270.000 Transportation and Travel	0	0	0	0	0			
6275.000 Subscriptions and Training	0	0	0	0	0			
6530.000 Capital Outlay-Improvements	0	0	0	0	0			
6544.000 Equipment-Computers	0	0	0	0	0			
Parks	108,173	101,691	103,835	78,263	103,835	96,535	101,330	
Total Expenditures	108,173	101,691	103,835	78,263	103,835	96,535	101,330	
General Fund	-108,173	-101,691	-103,835	-78,263	-103,835	-96,535	-101,330	
Grand Total:	-108,173	-101,691	-103,835	-78,263	-103,835	-96,535	-101,330	0

Attachment: Budget FY 20-21 (1789 : FY 2020-2021 City and Successor Agency Budget)

Recreation Services
Budget Narrative for FY 2020-2021
Budget Unit 510

DEPARTMENTAL MISSION

The Recreation Department supports the Vision and Mission of the City by meeting the recreational needs and desires of the residents of Gonzales by developing, implementing, and maintaining quality programs, services, and facilities which are cost effective, creative, and responsive to resident input.

DEPARTMENTAL PROGRAM

This budget reflects all the expenditures and revenues for the City’s recreational programming. It reflects youth sports, adult sports, environmental education, preschool, senior, after school and teen programming.

ACCOMPLISHMENTS FOR FY 2019-2020

- Worked with several outside agencies to continue City-wide special events, including the 4th of July, Holiday Lights, and Dia del Niño. Other annual events were cancelled as a result of COVID-19.
- Operated a very successful After School program, Kid Power, that served a total 572 youth and averaged 72 per day.
- Continued implementation of the successful Summer Day Camp Internship Program that served 17 teens.
- Increased Preschool age recreational activities.
- Increased teenage recreational activity offerings.
- Increased Senior Programming.
- Continued collaboration with CAPSLO to expand the Friends, Families and Neighbors (FFN) program.
- Were able to shift the programs to respond to the COVID-19 “Shelter-in-Place” order and restrictions. For example:
 - At the end of March and all of April, did a daily video on YouTube for the kids, that included staff doing a science project or some kind of craft activity, and having story time every day.
 - In order to maintain the “Love, Care, & Connection,” delivered a bag stuffed with activities and treats to all the kids that participated in the program. Included in the bag was a very sweet message from the Department letting them know we were here for them and that we cared.
 - The bingo card provided in the bag allowed the Youth Coordinator to hold live Zoom bingo every Friday with an average of 10 kids, and the winner of the games got a candy dropped off at their house.

- Communication between parents to staff occurred through the parent communication app “Class Dojo.”
- Before pausing all programs because of COVID-19, had successfully ran the following programs:
 - Adult Co-Ed softball, with 8 teams and 143 total participants
 - Adult Co-Ed volleyball with 11 teams and 132 total participants
 - Youth Soccer with 13 teams and 116 total participants
 - Youth Flag Football with 9 teams and 84 total participants
 - Youth Basketball with 18 teams and 151 total participants

DEPARTMENTAL GOALS FOR FY 2020-2021

- Safely begin to bring back the recreational programs as we start reopening from COVID-19.
- Provide a wide range of recreational activities to citizens of all ages.
- Work to increase and diversify the participants in all programs.
- Work to find additional funding sources and grants for recreation.
- Increase collaboration and partnerships with the various community groups to enhance programming.
- Partner with other non-profits to enhance or supplant programs to reduce, and/or control costs.
- Increase opportunities for senior citizens, preschool, and teen groups.
- Increase collaboration with outside agencies to expand programing.
- Expand adult recreational sports programing.

FY 2020-2021 RECOMMENDED BUDGET

The Department’s FY 2020-2021 Recommended Budget represents an overall decrease of (\$97,091) or (38%) in expenditures, and a decrease of (\$85,150) or (37%) in revenues, when compared to the FY 2019-2020 Approved Budget. As a result, the Requested Net Cost is decreased by (\$11,941).

Revenues

The main reason for the decrease is due to having less programming due to restrictions resulting from COVID-19.

Personnel

Reflected in salaries and benefits are the core full time positions and limited part time positions.

Services and Supplies

Services and supplies reflect a decrease level of activity as a result of COVID-19.

Capital Projects/Fixed Assets

There are no capital projects or fixed assets reflected in this budget.

MAJOR POLICY CONSIDERATIONS

It is important to highlight that this budget was prepared with a reduced level of activity as a result of COVID-19. While as of the time of writing this budget document, the State and thus the County were starting to reopen the economy and allow for some activities to come back, a lot was still very uncertain.

If and when public sports and recreational activities are allowed to start coming back online, this will be brought to the Council for policy direction.

BUDGET WORKSHEET

City Of Gonzales

Month: 5/31/2020	Prior	Current Year			(6)	(7)	(8)
	Year	Original	Amended	Actual Thru	Estimated		
	Actual	Budget	Budget	May	Total	3rd QTR Proj.	Y20/21 Recom
Fund: 100 - General Fund							
Revenues							
Dept: 510 Recreation Services							
5637.000	0	0	0	0	0		
5740.000	228,912	230,000	200,000	135,328	200,000	150,000	100,000
5745.000	0	0	45,000	23,570	45,000	45,000	45,000
5820.000	0	200	200	25	200	50	100
5829.000	102	50	50	0	50		
5832.000	0	0	0	0	0		
5950.000	0	0	0	0	0		
Recreation Services	229,014	230,250	245,250	158,923	245,250	195,050	145,100
Total Revenues	229,014	230,250	245,250	158,923	245,250	195,050	145,100
Expenditures							
Dept: 510 Recreation Services							
6110.000	104,585	81,458	81,458	57,426	81,458	60,000	81,000
6110.100	132,509	78,000	90,000	98,995	90,000	100,000	25,000
6111.000	1,937	1,200	1,200	870	1,200	1,200	1,200
6112.000	0	0	0	0	0		
6113.000	2,259	602	602	4,075	602	3,500	
6120.000	2,332	90	90	1,767	90	2,000	
6131.000	0	0	0	0	0		2,415
6132.000	18,831	29,341	29,341	9,453	29,341	18,000	29,700
6140.000	1,188	1,283	1,283	1,008	1,283	1,283	1,315
6150.000	3,511	5,266	5,266	5,266	5,266	5,266	9,535
6160.000	18,210	12,108	12,108	14,700	12,108	15,000	8,110
6170.000	23,224	13,068	20,000	24,658	20,000	25,000	13,100
6210.000	75,766	81,000	81,000	71,039	81,000	70,000	20,000
6211.000	0	150	150	0	150		
6212.000	1,706	17,000	17,000	264	17,000	7,500	7,000
6213.000	141	500	500	318	500	500	500
6220.000	486	400	400	478	400	500	500
6225.000	3,271	4,000	4,000	3,774	4,000	4,000	4,000
6235.000	0	0	0	0	0		
6245.000	17,115	5,000	5,000	7,659	5,000	5,700	5,000
6255.000	0	0	0	0	0		
6265.000	0	0	0	0	0		
6270.000	6,718	5,000	7,900	7,892	7,900	7,900	5,000
6275.000	267	2,500	2,500	1,842	2,500	2,500	2,500
6544.000	0	0	0	0	0		

Attachment: Budget FY 20-21 (1789 : FY 2020-2021 City and Successor Agency Budget)

BUDGET WORKSHEET

City Of Gonzales

Month: 5/31/2020	Prior	Current Year				(6)	(7)	(8)
	Year	Original	Amended	Actual Thru	Estimated			
	Actual	Budget	Budget	May	Total	3rd QTR Proj.	FY20/21 Recom	
Fund: 100 - General Fund								
Expenditures								
Dept: 510 Recreation Services								
6905.000 Transfers Out	-30,000	-85,000	-85,000	0	-85,000	-85,000	-60,000	
Recreation Services	384,056	252,966	274,798	311,484	274,798	244,849	155,875	0
Total Expenditures	384,056	252,966	274,798	311,484	274,798	244,849	155,875	0
General Fund	-155,042	-22,716	-29,548	-152,561	-29,548	-49,799	-10,775	0
Grand Total:	-155,042	-22,716	-29,548	-152,561	-29,548	-49,799	-10,775	0

Attachment: Budget FY 20-21 (1789 : FY 2020-2021 City and Successor Agency Budget)

**After School Program
Budget Narrative for FY 2020-2021
Budget Unit 511**

DEPARTMENTAL MISSION

The Recreation Department supports the Vision and Mission of the City by meeting the recreational needs and desires of the residents of Gonzales by developing, implementing, and maintaining quality programs, services, and facilities which are cost effective, creative, and responsive to resident input.

DEPARTMENTAL PROGRAM

This budget was established to reflect all the expenditures and revenues for the After-School Program (ASES), which started at the request of the Gonzales Unified School District (GUSD) to provide recreational enrichment programming to La Gloria Elementary and Fairview Middle School after school. At the request of GUSD we shifted the program to the City run Kid Power Program and the school to on the responsibility for ASES, thereby increase the after-school programming available to our K-8 students.

ACCOMPLISHMENTS FOR FY 2019-2020

- Successfully started and operated the After School program, “Kid Power”, until the program was paused as a result of COVID-19, had served a total 572 youth, with an average of 72 participants per day.
- Able to maintain virtual programming after pausing for COVID-19.

DEPARTMENTAL GOALS FOR FY 2020-2021

- Safely begin to bring back the “Kid Power” program as we start reopening from COVID-19.

FY 2020-2021 RECOMMENDED BUDGET

The Department’s FY 2020-2021 Recommended Budget represents a decrease of (\$30,900) or (23%) in expenditures, and (\$30,000) or (38%) in revenues, when compared to the FY 2019-2020 Approved Budget. As a result, the Requested Net Cost is decreased by (\$900).

Revenues

The decrease in revenues is due to the reduction in funding as a result of COVID-19, and also the scaled down program.

Personnel

Salaries and benefits reflect the cost of the Youth Coordinator and reduced amount for part-time, again as a result of COVID-19.

Services and Supplies

Costs are reduced in this area due to the impacts of COVID-19.

Capital Projects/Fixed Assets

There are no capital projects or fixed assets reflected in this budget.

MAJOR POLICY CONSIDERATIONS

It is important to highlight that this budget was prepared with a reduced level of activity as a result of COVID-19. As we start the new fiscal year, the State and thus the County was starting to reopen the economy and allow for some activities to start back however, the protocols for schools to start coming back and supporting programs were still under development.

Once the protocols are in place for these types of programs, staff will work to adjust accordingly and bring the “Kid Power” program back to the Council for policy direction, as well as the budget adjustments necessary. It is hoped that some type of programming will be back in operation as soon as schools come back on line.

BUDGET WORKSHEET

City Of Gonzales

Month: 5/31/2020	Prior	Current Year			(6)	(7)	(8)
	Year Actual	Original Budget	Amended Budget	Actual Thru May	Estimated Total	3rd QTR Proj.	Y20/21 Recom
Fund: 100 - General Fund							
Revenues							
Dept: 511 After School Program							
5740.000 Recreation Fees	0	80,000	0	0	0		
5820.000 Other Income - Misc Payments	145,631	0	155,000	49,345	155,000	50,000	50,000
After School Program	145,631	80,000	155,000	49,345	155,000	50,000	50,000
Total Revenues	145,631	80,000	155,000	49,345	155,000	50,000	50,000
Expenditures							
Dept: 511 After School Program							
6110.000 Salaries-Regular Pay	1,165	62,507	62,507	58,476	62,507	55,000	67,780
6110.100 Salaries-Hourly Pay	95,180	53,000	53,000	57,100	53,000	60,000	20,000
6111.000 Salaries-Overtime Pay	198	500	500	172	500	500	500
6113.000 Salaries-Differentials	0	0	0	6	0	4	
6132.000 Retirement - PERS	2,784	11,789	11,789	3,538	11,789	5,000	12,785
6140.000 Life and Disability Insurance	0	1,034	1,034	201	1,034	200	1,120
6150.000 Workers Comp Insurance	0	6,000	6,000	6,000	6,000	6,000	10,865
6160.000 Social Security	7,386	8,875	8,875	5,936	8,875	8,875	6,755
6170.000 Health and Dental Insurance	0	20,790	20,790	2,856	20,790	3,000	20,790
6210.000 Special Departmental Expenses	23,155	15,000	20,000	18,111	20,000	18,000	8,000
6905.000 Transfers Out	-30,000	-45,000	-45,000	0	-45,000	-45,000	-45,000
After School Program	99,868	134,495	139,495	152,396	139,495	111,579	103,595
Total Expenditures	99,868	134,495	139,495	152,396	139,495	111,579	103,595
General Fund	45,763	-54,495	15,505	-103,051	15,505	-61,579	-53,595
Grand Total:	45,763	-54,495	15,505	-103,051	15,505	-61,579	-53,595

Attachment: Budget FY 20-21 (1789 : FY 2020-2021 City and Successor Agency Budget)

City Aquatics Budget Narrative for FY 2020-2021 Budget Unit 515

DEPARTMENTAL MISSION

The Aquatics Program supports the Vision and Mission of the City by providing a safe environment for aquatic recreation, teach aquatic safety through swim lessons, and provide opportunities for Gonzales residents to enjoy aquatic recreation, and to manage fiscal resources responsibly.

DEPARTMENTAL PROGRAMS

This program provides all the expenditures for the operation and management of the City Aquatics (Pool) Program. It includes programs like open swim, swim team, movies at the pool, pool parties, and swim lessons.

ACCOMPLISHMENTS FOR FY 2019-2020

- Continued to improve the surrounding facility of the pool.
- Operated all season in a safe manner.
- Increased number of participants in Swim Lesson Programs.
- Continued to work on improving the Swim University Curriculum.

Due to the impacts as a result of COVID-19, the pool was not scheduled to be open for the 2020 season. This was the result of the restrictions placed on large public gatherings and venues, and activities that make it very difficult to provide the social distancing required to minimize/stop the spread of the COVID-19 pandemic virus. While discussions continued with the Monterey County Health Officer, there appeared to be minimal opportunity for public pools to be allowed to begin operations in the near future.

DEPARTMENTAL GOALS FOR FY 2020-2021

- Continue safe operations with no major injuries.
- Teach and practice safety as part of all activities.
- Successfully manage sustainable programs.

FY 2020-2021 RECOMMENDED BUDGET

The Department's FY 2020-2021 Recommended Budget represents an overall decrease of (\$40,785) or (44%) in expenditures, and a decrease of (\$20,000) or (50%) in revenues, when compared to the FY 2019-2020 Approved Budget. As a result, the Requested Net Cost is decreased by (\$20,785).

Revenues

Revenues have been adjusted to reflect a significant reduction in use resulting from the impacts from the COVID-19 pandemic.

Personnel

Staffing costs have been adjusted to reflect the reductions in activity as a result of the COVID-19 pandemic. At this point, it is not anticipated that the pool will be open for the FY 2020-2021 season.

Services and Supplies

The main reason for the decrease is due to reduction in activity.

Capital Projects/Fixed Assets

There are no capital projects or fixed assets reflected in this budget.

MAJOR POLICY CONSIDERATIONS

The major policy considerations are when public pools would be allowed to from the COVID-19 pandemic.

BUDGET WORKSHEET

City Of Gonzales

Month: 5/31/2020	Prior	Current Year			(6)	(7)	(8)
	Year Actual	Original Budget	Amended Budget	Actual Thru May	Estimated Total	3rd QTR Proj.	Y20/21 Recom
Fund: 100 - General Fund							
Revenues							
Dept: 515 City Aquatics Program							
5741.000 Pool Revenue	41,174	40,000	40,000	20,788	40,000	20,788	20,000
5830.000 Debt Proceeds	0	0	0	0	0		
City Aquatics Program	41,174	40,000	40,000	20,788	40,000	20,788	20,000
Total Revenues	41,174	40,000	40,000	20,788	40,000	20,788	20,000
Expenditures							
Dept: 515 City Aquatics Program							
6110.000 Salaries-Regular Pay	-4,743	0	0	0	0		
6110.100 Salaries-Hourly Pay	53,067	40,000	50,000	41,901	50,000	41,901	10,000
6111.000 Salaries-Overtime Pay	49	0	0	0	0		
6112.000 Salaries-Extra Help	0	0	0	0	0		
6120.000 Unemployment Insurance	0	0	0	0	0		
6132.000 Retirement - PERS	969	0	100	97	100	100	
6150.000 Workers Comp Insurance	4,929	7,395	7,395	7,395	7,395	7,395	13,390
6160.000 Social Security	3,701	3,060	3,060	3,205	3,060	3,060	765
6210.000 Special Departmental Expenses	17,010	15,000	15,000	7,008	15,000	10,000	7,500
6211.000 Office Supplies	0	0	0	0	0		
6212.000 Maintenance Supplies	3,226	7,000	12,000	10,802	12,000	12,000	7,500
6220.000 Telephone	0	0	0	0	0		
6225.000 Utilities	9,874	14,000	14,000	7,274	14,000	10,000	8,000
6235.000 Engineering and Surveying	0	0	0	0	0		
6245.000 Other Contractual Services	5,576	3,000	3,000	5,716	3,000	5,500	3,000
6255.000 Liability Insurance	334	385	385	438	385	385	400
6260.000 Advertising	0	0	0	0	0		
6275.000 Subscriptions and Training	0	2,500	2,500	967	2,500	1,500	1,000
6530.000 Capital Outlay-Improvements	0	0	0	0	0		
6540.000 Capital Outlay-Equipment	0	0	0	0	0		
6905.000 Transfers Out	380	0	0	0	0		
City Aquatics Program	94,372	92,340	107,440	84,803	107,440	91,841	51,555
Total Expenditures	94,372	92,340	107,440	84,803	107,440	91,841	51,555
General Fund	-53,198	-52,340	-67,440	-64,015	-67,440	-71,053	-31,555
Grand Total:	-53,198	-52,340	-67,440	-64,015	-67,440	-71,053	-31,555

Attachment: Budget FY 20-21 (1789 : FY 2020-2021 City and Successor Agency Budget)

Youth Development and Leadership Initiative

Budget Narrative for FY 2020-2021

Budget Unit 550

DEPARTMENTAL MISSION

The budget unit was created to keep track of aspects of the youth leadership programming and development underway.

DEPARTMENTAL PROGRAMS

The City of Gonzales has been coordinating with the Gonzales Unified School District (GUSD) and other Agencies, to implement leadership development strategies for our youth. These efforts include the Gonzales Youth Council and the *Ensuring Gonzales Youth Achieve 21st Century Success* Initiative.

ACCOMPLISHMENTS FOR FY 2019-2020

- Continued work with the Youth Commissioners and the Gonzales Youth Council (GYC).
- Leveraged a small grant for the youth's Mental Health Action Project.
- Worked to stay connected with local students and implemented positive messages through various social media streams during the COVID-19 crisis.
- Designed and implemented the GYC Mental Health Action Project and worked with Dr. Lovell from CSUMB's CoLab and her team, to analyze 500+ responses received to their survey, which was sent to all Middle School and High School students on the impacts of COVID-19 on their mental health.
- The GYC continued to be advocates for the development of a Teen Innovation Center.
- Continued growing the *Ensuring Gonzales Youth Achieve 21st Century Success* Initiative.

DEPARTMENTAL GOALS FOR FY 2020-2021

The joint vision shared by the City Council and School Board includes:

- Continue working with the Youth Commissioners and GYC.
- Continue to develop leadership opportunities for students K-12 that will teach them how to engage with community partners and businesses, and give them the skills to become civically engaged in the community.
- Continue to develop engagement opportunities with the community, private sector, higher education, and external agencies and non-profits.
- Continue developing the relationships that enforce our collective commitment to our youth and community.
- Work with the GYC to construct the Teen Innovation Center.

- Continue taking a leadership position in South County as the lead agency on a contract with Sun Street Centers, to continue to provide the “Road to Success” Youth Diversion Program.

FY 2020-2021 RECOMMENDED BUDGET

The Department’s FY 2020-2021 Recommended Budget reflects a decrease of (\$38,472) or (30%) in expenditures, and (\$3,000) or (60%) in revenues, when compared to the FY 2019-2020 Approved Budget. As a result, the Requested Net City Cost is decreased by (\$33,472).

Revenues

There is minimal revenue reflected for FY 2020-2021.

Expenditures

The reason for the decrease is the reduction in resources programed by the Transaction Use Tax Advisory Committee for programs in this area as a result of reduction in TUT revenues as a result of COVID-19. Expenditures reflected in the budget are for (a) continued work on the Families Friends and Neighbors (FFN) project; (b) the different pieces of *Ensuring Gonzales Youth Achieve 21st Century Success* Initiative; and (c) funding the City’s allocated contribution for the Hartnell Promise program.

MAJOR POLICY CONSIDERATIONS

There are no major policy considerations reflected in this budget.

BUDGET WORKSHEET

City Of Gonzales

Month: 5/31/2020	Prior Year	Current Year			(6)	(7)	(8)
	Actual	Original Budget	Amended Budget	Actual Thru May	Estimated Total	3rd QTR Proj. :Y20/21	Recom
Fund: 100 - General Fund							
Revenues							
Dept: 550 Youth Development & Leadership							
5637.000 Grant Proceeds	0	0	0	2,000	0	2,000	
5821.000 Other Income - Reimbursements	2,050	5,000	5,000	0	5,000		
5970.000 Transfer from TUT 800	0	0	0	0	0		
Youth Development & Leadership	2,050	5,000	5,000	2,000	5,000	2,000	0 0
Total Revenues	2,050	5,000	5,000	2,000	5,000	2,000	0 0
Expenditures							
Dept: 550 Youth Development & Leadership							
6110.000 Salaries-Regular Pay	0	0	0	0	0		
6110.100 Salaries-Hourly Pay	492	5,000	5,000	6,491	5,000	6,500	5,000
6160.000 Social Security	38	382	382	499	382	500	385
6210.000 Special Departmental Expenses	97	10,000	10,000	5,839	10,000	6,125	6,375
6245.000 Other Contractual Services	60,064	90,000	90,000	37,101	90,000	40,000	50,000
6275.000 Subscriptions and Training	0	0	150	150	150	150	150
6413.000 Hartnell Promise	0	25,000	25,000	33,642	25,000	33,642	30,000
Youth Development & Leadership	60,691	130,382	130,532	83,722	130,532	86,917	91,910 0
Total Expenditures	60,691	130,382	130,532	83,722	130,532	86,917	91,910 0
General Fund	-58,641	-125,382	-125,532	-81,722	-125,532	-84,917	-91,910 0
Grand Total:	-58,641	-125,382	-125,532	-81,722	-125,532	-84,917	-91,910 0

Attachment: Budget FY 20-21 (1789 : FY 2020-2021 City and Successor Agency Budget)

Gonzales Quality of Life Temporary Tax Measure Budget Narrative for FY 2020-2021 Budget Unit 800

DEPARTMENTAL MISSION

This budget unit is administered by the City Manager’s Office whose Mission supports the Vision of the City by working to enhance the quality of life of our residents in an environment of safety, courtesy, integrity, and respect. This budget unit was created to keep track of the incoming revenue associated with the Measure ‘K’ Transaction and Use Tax, and monitor the associated expenditures, including the transfers out to other budget units and funds.

DEPARTMENTAL PROGRAMS

On November 4, 2014, 65 percent (65%) of Gonzales voters approved Measure ‘K’, enacting a one-half percent (0.5%) transactions and use tax. Revenue generated by the tax has provided the City with the financial flexibility to continue to move the City forward with a number of proactive and quality-of-life programs. The City’s authority to levy the tax expires on the tenth anniversary of the last day of the calendar quarter preceding the operative date.

ACCOMPLISHMENTS FOR FY 2019-2020

- Completed the list of services/programs and funding allocations recommended by the Measure ‘K’ Oversight Committee and approved by the City Council. These services and programs are reflected over three budgets, Youth Development & Leadership (*Budget Unit 550*), Debt Service (*Budget Unit 900*), and this one, which included:
 - Provided match funds for the Sports and Senior Programs Coordinator position, and After School and Day Camp.
 - Funded the Community Participation Grants.
 - Provided funding for the Police Community, Business and Neighborhood Watch Program.

DEPARTMENTAL GOALS FOR FY 2020-2021

The Goals for FY 2020-2021 are to fully fund and support the efforts and programs recommended by the Measure ‘K’ Oversight Committee for this budget, which reflects:

- Match funds for the Sports and Senior Programs Coordinator position, and the afterschool and day camp programs;
- Increase the funds available for the funded Community Participation Grants;

- Funds for the Police Community, Business and Neighborhood Watch Program;
- Match funds to partner with the Gonzales Unified School District to provide professional crossing guards; and
- Set aside programmed reserve.

FY 2020-2021 RECOMMENDED BUDGET

The Department’s FY 2020-2021 Recommended Budget represents an overall increase \$135,000 or 11% in expenditures, and a decrease of (\$95,000) or (15%) in revenues, when compared to the FY 2019-2020 Approved Budget. However, unlike the other General Fund budgets, looking at the Net Cost for this budget unit is not very relevant because while all the TUT revenue is reflected in this budget, in addition to this budget, it is used to fund the expenditures in Budget Units 550 and 800.

Revenues

Revenues reported in this budget unit are those associated with the proceeds collected from the one-half percent (0.5%) transactions and use tax. The decrease is based on the expected impacts as a result of COVID-19.

Expenditures

Expenditures in the budget unit represent the costs paid to the State Board of Equalization with regard to administration and oversight, and those programs and services funded by tax revenues that are recommended by the Measure ‘K’ Oversight Committee, and approved by the City Council.

Personnel

While the City Manager, Community Development Director, and other Department Heads will participate in the completion of program tasks and duties, no salaries and benefits are allocated to this budget.

Services and Supplies

The budget reflects a mix of appropriations for the committee to utilize as part of their recommendations to the Council listed above in the FY 2020-2021 Goals.

Fixed Assets

Due to the expected decrease in revenue, there are no fixed assets budgeted for the fiscal year. Projects like a replacement Tot Lot for Meyer Park, contribution to the score board for the Gonzales High School Stadium and others, were paused until the subsequent fiscal year.

MAJOR POLICY CONSIDERATIONS

The Measure 'K' Oversight Committee is appointed by the City Council to provide advisory recommendations on an annual spending plan for Measure 'K' revenues to the City Council.

BUDGET WORKSHEET

City Of Gonzales

Month: 5/31/2020	Prior	Current Year			(6)	(7)	(8)
	Year Actual	Original Budget	Amended Budget	Actual Thru May	Estimated Total	3rd QTR Proj.	Y20/21 Recom
Fund: 100 - General Fund							
Revenues							
Dept: 800 TUT							
5211.000 Voter Approved Sales Tax	611,810	620,000	620,000	389,596	620,000	550,000	525,000
5821.000 Other Income - Reimbursements	0	0	0	0	0		
TUT	611,810	620,000	620,000	389,596	620,000	550,000	525,000
Total Revenues	611,810	620,000	620,000	389,596	620,000	550,000	525,000
Expenditures							
Dept: 800 TUT							
6210.000 Special Departmental Expenses	5,310	15,000	15,000	1,468	15,000	15,000	15,000
6227.000 Utilities - Hot Spots	0	0	0	0	0		170,000
6245.000 Other Contractual Services	249,805	90,000	90,000	45,994	90,000	70,000	15,000
6410.000 Comm Dev Grant Program	27,699	30,000	30,000	10,000	30,000	25,000	25,000
6412.000 After School / Day Camp	0	130,000	130,000	0	130,000	130,000	105,000
6530.000 Capital Outlay-Improvements	0	30,000	56,943	56,943	56,943	56,943	
6542.000 Equipment-Vehicles	0	0	0	0	0		
6544.000 Equipment-Computers	0	0	0	0	0		
TUT	282,814	295,000	321,943	114,405	321,943	296,943	330,000
Total Expenditures	282,814	295,000	321,943	114,405	321,943	296,943	330,000
General Fund	328,996	325,000	298,057	275,191	298,057	253,057	195,000
Grand Total:	328,996	325,000	298,057	275,191	298,057	253,057	195,000

Attachment: Budget FY 20-21 (1789 : FY 2020-2021 City and Successor Agency Budget)

General Fund Debt Service Budget Narrative for FY 2020-2021 Budget Unit 900

DEPARTMENTAL MISSION

This is the budget unit that was set up to track the General Fund debt service payments. It currently reflects the General Fund debt service payments for the (a) Community Pool Renovation Project, and (b) Phase II of the Solar Project.

ACCOMPLISHMENTS FOR FY 2019-2020

- Made the debt service payment.

DEPARTMENTAL GOALS FOR FY 2020-2021

- As needed, used this budget to track General Fund debt payments.

FY 2020-2021 RECOMMENDED BUDGET

The Department's FY 2020-2021 Recommended Budget reflects an increase of \$18,432 or 14%, when compared to the FY 2019-2020 Approved Budget. As a result, the Requested Net City Cost is increased by \$18,432.

Personnel

No costs are reflected in this area.

Services and Supplies

The only cost in this area is reflecting the appropriation for debt interest and principal for the Community Pool Renovation Project, that is being covered by TUT revenues, and the transfer to the Solar Fund to cover the General Fund's portion of Phase II – Solar Project debt.

Capital Projects/Fixed Assets

No costs are reflected in this area.

MAJOR POLICY CONSIDERATIONS

There are no major policy considerations reflected in this budget.

BUDGET WORKSHEET

City Of Gonzales

Month: 5/31/2020	Prior	Current Year			(6)	(7)	(8)
	Year Actual	Original Budget	Amended Budget	Actual Thru May	Estimated Total	3rd QTR Proj.	Y20/21 Recom
Fund: 100 - General Fund							
Revenues							
Dept: 900 Debt Service							
5830.000 Debt Proceeds	0	0	0	0	0		
5935.000 Transfer from Gonzales SA	0	0	0	0	0		
Debt Service	0	0	0	0	0	0	0
Total Revenues	0	0	0	0	0	0	0
Expenditures							
Dept: 900 Debt Service							
6301.000 Bank Charges	30	0	30	30	30	30	30
6610.000 Interest Expense	39,526	36,996	36,996	36,962	36,996	36,996	34,308
6620.000 Principal Reduction	90,043	92,655	92,655	92,655	92,655	92,655	95,342
6635.000 Bond Issuance Costs	0	0	0	0	0		
6905.000 Transfers Out	0	0	0	0	0		18,403
6935.000 Transfer to RDA	0	0	0	0	0		
Debt Service	129,599	129,651	129,681	129,647	129,681	129,681	148,083
Total Expenditures	129,599	129,651	129,681	129,647	129,681	129,681	148,083
General Fund	-129,599	-129,651	-129,681	-129,647	-129,681	-129,681	-148,083
Grand Total:	-129,599	-129,651	-129,681	-129,647	-129,681	-129,681	-148,083

Attachment: Budget FY 20-21 (1789 : FY 2020-2021 City and Successor Agency Budget)

COVID-19
Budget Narrative for FY 2020-2021
Budget Fund 110

DEPARTMENTAL MISSION

This budget unit was created to keep track of all the activities related to COVID-19.

DEPARTMENTAL PROGRAMS

Due to the COVID-19 crisis, the City of Gonzales has had to implement unprecedented strategies to address the local need. We have been able to do this through partnerships with our local partners and by reprioritizing projects.

ACCOMPLISHMENTS FOR FY 2019-2020

- Through partnerships with First 5, secured diapers and wipes for over 200 families (approximately \$1,500).
- Granted a \$30,000 grant from the Community Foundation of Monterey County.
- Granted \$34,998 from the Emergency Food and Shelter Program (EFSP) and CARES through United Way Monterey County.
- Through partnership with our Census partners. we were able to secure \$8,654.91 worth of materials to distribute to our community (1,000 face masks; 1,000 hand sanitizers; 1,000 cell phone wallets; and 1,000 pens).
- Distributed \$200,000 in small business loans to 20 local businesses.
- Built 3 new Free Food Pantries that gained a lot of positive attention from local community members, local media, and our friends at the Robert Wood Johnson Foundation

DEPARTMENTAL GOALS FOR FY 2020-2021

- Continue engaging with the community to understand their biggest needs to ensure we come out of the COVID-19 crisis more connected and stronger.
- Continue to build partnerships that will help us address outstanding needs.
- Continue to be responsive, nimble and accessible to the public and our partners.
- Continue working with the community to build local capacity.
- Continue to support our local businesses so that they survive the crisis.
- Continue to educate and support the public in their efforts to stay healthy and avoid the spread of infection.
- Continue to work with our local, state, and federal partners to ensure our community is adhering to CDC and local Health Department recommendations.

FY 2020-2021 RECOMMENDED BUDGET

This Fund's FY 2020-2021 Recommended Budget reflects \$55,603 in expenditures and no revenues. As a result, the Fund's Net Cost is \$55,603.

Estimated Fund Balance

The year-end Fund Balance is estimated to be \$55,603 as of June 30, 2020, which is sufficient to offset the Net Cost.

Revenues

There are no revenues reflected in the budget.

Expenditures

The reason for the increase is two grants were received through FY 2020-2021, that will be used to provide rental and other critical expenditures to support to residents that meet the criteria.

MAJOR POLICY CONSIDERATIONS

There are no major policy considerations reflected in this budget.

BUDGET WORKSHEET

City Of Gonzales

Month: 5/31/2020	Prior	Current Year			(6)	(7)	(8)
	Year Actual	Original Budget	Amended Budget	Actual Thru May	Estimated Total	3rd QTR Proj.	Y20/21 Recom
Fund: 110 - COVID-19 Fund							
Revenues							
Dept: 000							
5820.000 Other Income - Misc Payments	0	0	0	30,100	0	82,407	
Dept: 000	0	0	0	30,100	0	82,407	0 0
Total Revenues	0	0	0	30,100	0	82,407	0 0
Expenditures							
Dept: 000							
6210.000 Special Departmental Expenses	0	0	0	8,540	0	8,540	
6211.000 Office Supplies	0	0	0	0	0		
6212.000 Maintenance Supplies	0	0	0	50	0	50	
6230.000 Legal and Accounting	0	0	0	2,214	0	2,214	
6245.000 Other Contractual Services	0	0	0	0	0		
6414.000 Rent/Other Assistance	0	0	0	0	0		55,603
6415.000 Food Distribution	0	0	0	0	0	16,000	
Dept: 000	0	0	0	10,804	0	26,804	55,603 0
Total Expenditures	0	0	0	10,804	0	26,804	55,603 0
COVID-19 Fund	0	0	0	19,296	0	55,603	-55,603 0
Grand Total:	0	0	0	19,296	0	55,603	-55,603 0

Attachment: Budget FY 20-21 (1789 : FY 2020-2021 City and Successor Agency Budget)

Community Development Budget Narrative for FY 2020-2021 Budget Fund 120

DEPARTMENTAL MISSION

The Community Development Fund addresses a range of projects of general benefit to the community that are supported by the Small Cities Community Development Block Grant (CDBG) Program, the HOME Program, and other public grant sources. Projects include development of affordable housing, rehabilitation of housing, and other housing related activities. Projects may also include development of public infrastructure and improvements such as streets, paving, sidewalks, and similar facilities of benefit to lower income members of the community.

Fund 120 sets forth revenues secured by approved grants from the Community Development Block Grant (CDBG) and other sources, and Program Income received from repayment of previous loans. The expenditure portion of Fund 120 identifies the expected dispersal of these funds to City departments, and consultants assisting the City.

ACCOMPLISHMENTS FOR FY 2019-2020

- Funded ten COVID-19 bridge loans for small businesses.

DEPARTMENTAL GOALS FOR FY 2020-2021

- Continue coordinating with the City's Economic Development Committee on the implementation of measures contained in the City's Economic Development Strategy and Action Plan for business retention, development, and attraction.
- Seek and apply for a grant from the State Department of Housing and Community Development (HCD) from the HOME Investment Partnership Grant Program, for grant funds associated with the rehabilitation of homeowner occupied dwellings.
- Continue to search out new grant opportunities.

FY 2020-2021 RECOMMENDED BUDGET

The Department's FY 2020-2021 Recommended Budget reflects an increase of \$45,000 or 53% in expenditures, and \$75,800 in revenues, when compared to the FY 2019-2020 Approved Budget. As a result, the Net Cost is decreased by (\$30,800).

Estimated Fund Balance

The year-end Fund Balance is estimated to be \$76,548 as of June 30, 2020, which is sufficient to cover the Net Cost.

Revenues

The revenues for the Fund's activities are currently derived from interest only. However, the reason for the increase is the full repayment of an existing loan as anticipated.

Expenditures

The expenditures reflected in the budget are for anticipated consultant services and other items or initiatives to reinvigorate the programs, and efforts help develop a Downtown Business Improvement District and set up a Business Façade and Improvement Grant Program to grow our local businesses.

MAJOR POLICY CONSIDERATIONS

No major policy considerations are reflected in this budget.

BUDGET WORKSHEET

City Of Gonzales

Month: 5/31/2020	Prior	Current Year			(6)	(7)	(8)
	Year Actual	Original Budget	Amended Budget	Actual Thru May	Estimated Total	3rd QTR Proj.	Y20/21 Recom
Fund: 120 - Community Development							
Revenues							
Dept: 000							
5515.000 Interest Income	6,263	4,200	4,200	5,235	4,200	5,000	5,000
5626.000 CDBG - Housing Rehabilitation	0	0	0	0	0		
5627.000 CDBG - Planning & Tech Assist	0	0	0	0	0		
5628.000 CDBG - Other Misc Programs	0	0	0	0	0		
5860.000 Principal Payments Received	408	0	75,000	74,018	75,000	75,000	75,000
Dept: 000	6,671	4,200	79,200	79,253	79,200	80,000	80,000
Total Revenues	6,671	4,200	79,200	79,253	79,200	80,000	80,000
Expenditures							
Dept: 000							
6210.000 Special Departmental Expenses	0	50,000	50,000	99	50,000	5,000	5,000
6211.000 Office Supplies	0	0	0	0	0		
6212.000 Maintenance Supplies	0	0	0	0	0		
6230.000 Legal and Accounting	0	0	0	0	0		
6235.000 Engineering and Surveying	0	0	0	0	0		
6245.000 Other Contractual Services	0	25,000	25,000	8,683	25,000	15,000	15,000
6260.000 Advertising	0	0	0	0	0		
6275.000 Subscriptions and Training	0	0	0	0	0		
6328.000 Loan Advances	0	0	0	100,000	0	100,000	100,000
6334.000 CDBG Loan Payments	0	0	0	0	0		
6900.000 Transfers to General Fund	0	10,000	10,000	10,000	10,000	10,000	10,000
Dept: 000	0	85,000	85,000	118,782	85,000	130,000	130,000
Total Expenditures	0	85,000	85,000	118,782	85,000	130,000	130,000
Community Development	6,671	-80,800	-5,800	-39,529	-5,800	-50,000	-50,000

Attachment: Budget FY 20-21 (1789 : FY 2020-2021 City and Successor Agency Budget)

Business Loan Grant Program Budget Narrative for FY 2020-2021 Budget Fund 123

DEPARTMENTAL MISSION

The fund is administered by the Community Development Department and was established to track expenditures and revenues for the Community Development Business Assistance Loan Grant Program. Funds under this program are restricted to certain eligible costs, including: operating capital; furniture fixtures and equipment (FF&E); rehabilitation of leased space or owned buildings (including engineering and architectural and local permits or fees); purchase of manufacturing equipment (with or without installation costs); refinancing of existing debt in conjunction with financing other eligible costs; purchase of real property; required offsite improvements; or relocation grants for persons displaced due to funding of the project.

Fund 123 sets forth revenues secured by approved grants from the Small City's Community Development Block Grant (CDBG) Program and other sources, and program income received from repayment of loans once made.

ACCOMPLISHMENTS FOR FY 2019-2020

- Continued work with the City's Business Loan Consultant to market and promote the program to small businesses in the City.
- Introduced the City's business loan program to an existing business – a trucking company with the home office at 749 Hereford Dr, Gonzales.
- Consolidated two Jalisco Market loans into one and at the lower rate of the two loans.
- COVID -19 small business loans. Twenty \$10,000 loans were let for a total of \$200,000.

DEPARTMENTAL GOALS FOR FY 2020-2021

- Although this account is significantly depleted as a result of COVID-19, the remaining funds will be actively marketed in the business community, and at a minimum, loan funds to one business.
- Set a couple of dates in the FY for City staff and the Program consultant (Angel Johnstone) to meet with grant recipients. These annual visits allow City Staff to gauge success and progress of the program.

FY 2020-2021 RECOMMENDED BUDGET

The Department's FY 2020-2021 Recommended Budget reflects an increase of \$100,000 or 53% in expenditures, and no change in revenues, when compared to the FY 2019-2020 Approved Budget. As a result, the Fund's Net Cost is increased by \$100,000.

Revenues

The revenues in the Fund are derived from principal and interest payments associated with business assistance loans granted in previous years, and from grant funding received from the State Department of Housing and Community Development ('HCD').

Revenues are modest for this Fund and represent Principal Payments Received.

Expenditures

Expenditures are reflected to fund some loans and the program's consultant.

MAJOR POLICY CONSIDERATIONS

As mentioned above, a vigorous effort will be brought forward to market the program and implement a micro loan program. This program's funds have been significantly diminished as a result of the COVID-19 small business loans. Replenishing this fund will be slow. It is remotely possible that the funds expended by the City for COVID-19 small business loans will be reimbursed by the state or federal governments through a COVID-19 restitution.

BUDGET WORKSHEET

City Of Gonzales

Month: 5/31/2020	Prior Year	Current Year				(6)	(7)	(8)
	Actual	Original Budget	Amended Budget	Actual Thru May	Estimated Total	3rd QTR Proj.	FY20/21 Recom	
Fund: 123 - Business Loan Grant								
Revenues								
Dept: 000								
5515.000 Interest Income	10,085	10,000	10,000	10,543	10,000	10,000	10,000	
5620.000 CDBG - Revolving Loan Program	0	0	0	0	0			
5628.000 CDBG - Other Misc Programs	0	0	0	0	0			
5637.000 Grant Proceeds	0	0	0	0	0			
5860.000 Principal Payments Received	43,556	40,000	40,000	32,091	40,000	40,000	40,000	
5935.000 Transfer from Gonzales SA	0	0	0	0	0			
Dept: 000	53,641	50,000	50,000	42,634	50,000	50,000	50,000	0
Total Revenues	53,641	50,000	50,000	42,634	50,000	50,000	50,000	0
Expenditures								
Dept: 000								
6210.000 Special Departmental Expenses	0	1,000	1,000	0	1,000	1,000	1,000	
6245.000 Other Contractual Services	28,613	20,000	20,000	19,543	20,000	20,000	20,000	
6260.000 Advertising	0	0	0	0	0			
6328.000 Loan Advances	70,000	150,000	150,000	277,392	150,000	250,000	250,000	
6335.000 Block Grant Expenditures	0	0	0	0	0			
6900.000 Transfers to General Fund	0	15,000	15,000	15,000	15,000	15,000	15,000	
Dept: 000	98,613	186,000	186,000	311,935	186,000	286,000	286,000	0
Total Expenditures	98,613	186,000	186,000	311,935	186,000	286,000	286,000	0
Business Loan Grant	-44,972	-136,000	-136,000	-269,301	-136,000	-236,000	-236,000	0

Attachment: Budget FY 20-21 (1789 : FY 2020-2021 City and Successor Agency Budget)

Air Pollution Control Fund Budget Narrative for FY 2020-2021 Budget Fund 124

DEPARTMENTAL MISSION

This fund tracks air pollution control funds to reduce transportation-related pollution. The Monterey Bay Area Unified Air Pollution Control District's AB2766 Program allowed Gonzales to loan funds for transportation-related pollution reduction measures.

ACCOMPLISHMENTS FOR FY 2019-2020

- Ongoing monitoring of loan repayment.

DEPARTMENTAL GOALS FOR FY 2020-2021

- Continue to monitor loan repayment.
- As opportunities present themselves, continue to modernize the City fleet with energy efficient vehicles like electric vehicles.
- As needed, provide funding to continue to improve the City's climate action plan and programs.

FY 2020-2021 RECOMMENDED BUDGET

This Fund's FY 2020-2021 Recommended Budget represents no change in revenues and expenditures, when compared to the FY 2019-2020 Approved Budget. As a result, the Requested Net Cost remains unchanged.

Estimated Fund Balance

The year-end Fund Balance is estimated to be \$34,136 as of June 30, 2020.

Revenues

Revenues are derived from the repayment of a pollution control loan that was provided for the construction of a Biodiesel Fueling Station.

Personnel

No costs are reflected in this area.

Services and Supplies

There are no costs reflected in services and supplies.

Capital Projects/Fixed Assets

The budget includes a contribution of \$10,000 in order to continue to modernize and make the City's Fleet more energy efficiency.

MAJOR POLICY CONSIDERATIONS

No policy considerations are required at this time for this budget.

BUDGET WORKSHEET

City Of Gonzales

Month: 5/31/2020	Prior	Current Year			(6)	(7)	(8)
	Year Actual	Original Budget	Amended Budget	Actual Thru May	Estimated Total	3rd QTR Proj.	Y20/21 Recom
Fund: 124 - Air Pollution Control Fund							
Revenues							
Dept: 000							
5515.000 Interest Income	2,064	2,500	2,500	1,792	2,500	2,500	2,500
5637.000 Grant Proceeds	0	0	0	0	0		
5820.000 Other Income - Misc Payments	0	0	0	0	0		
5860.000 Principal Payments Received	13,490	13,000	13,000	13,763	13,000	13,000	13,000
Dept: 000	15,554	15,500	15,500	15,555	15,500	15,500	15,500
Total Revenues	15,554	15,500	15,500	15,555	15,500	15,500	15,500
Expenditures							
Dept: 000							
6210.000 Special Departmental Expenses	0	0	0	0	0		
6245.000 Other Contractual Services	3,375	0	0	0	0		
6542.000 Equipment-Vehicles	0	10,000	10,000	0	10,000		10,000
Dept: 000	3,375	10,000	10,000	0	10,000	0	10,000
Total Expenditures	3,375	10,000	10,000	0	10,000	0	10,000
Air Pollution Control Fund	12,179	5,500	5,500	15,555	5,500	15,500	5,500

Attachment: Budget FY 20-21 (1789 : FY 2020-2021 City and Successor Agency Budget)

**Urban County
Community Development Block Grant (CDBG) Fund
Budget Narrative for FY 2020-2021
Budget Fund 127**

DEPARTMENTAL MISSION

This Fund is administered by the Community Development Department, and was established to fund the Community Development Block Grant (CDBG) Programs funded by the Federal Department of Housing and Urban Development (HUD), through the City's participation in the Urban Entitlement County together with the City of Greenfield, Sand City, and the County of Monterey. The financial resources supporting the fund are grant funds awarded to the Urban County participants by HUD.

DEPARTMENTAL PROGRAMS

The Fund's revenues and expenditures vary from year to year depending City staff's ability to capture grant funds provided by HUD, and the formula for grant disbursement used by the County.

Instead of the City receiving a smaller level of revenue yearly, the City will receive two large disbursements in FY 2021-2022.

ACCOMPLISHMENTS FOR FY 2019-2020

- No funds were expended from Budget Fund 127.

DEPARTMENTAL GOALS FOR FY 2020-2021

- Bring forward a recommendation for the use of those funds early in the fiscal year.

FY 2020-2021 RECOMMENDED BUDGET

This Fund's 2020-2021 Recommended Budget reflects a decrease of (\$166,000) or (92%) in expenditures, and (\$180,805) or (100%) in revenues, when compared to the FY 2019-2020 Approved Budget. As a result, the Fund's Net Cost is increased by \$14,805.

Estimated Fund Balance

The year-end Fund Balance is estimated to be \$171,675 as of June 30, 2020, which is sufficient to cover the Net Cost.

Revenues

Revenues reflected in this fund are grant funds awarded to the Urban County participants by HUD.

Expenditures

Expenditures reflected in this Fund are for grant expenditures, which are currently unprogrammed.

MAJOR POLICY CONSIDERATIONS

The Funds are currently unprogrammed. A recommendation will be brought to the Council during the fiscal year for use of these funds.

BUDGET WORKSHEET

City Of Gonzales

Month: 5/31/2020	Prior	Current Year			(6)	(7)	(8)
	Year Actual	Original Budget	Amended Budget	Actual Thru May	Estimated Total	3rd QTR Proj.	:Y20/21 Recom
Fund: 127 - CDBG - Urban County							
Revenues							
Dept: 000							
5637.000 Grant Proceeds	122,912	180,805	180,805	0	180,805	180,805	
Dept: 000	122,912	180,805	180,805	0	180,805	180,805	0 0
Total Revenues	122,912	180,805	180,805	0	180,805	180,805	0 0
Expenditures							
Dept: 000							
6210.000 Special Departmental Expenses	0	1,000	1,000	0	1,000		
6235.000 Engineering and Surveying	0	0	0	0	0		
6245.000 Other Contractual Services	122,912	0	0	0	0		
6530.000 Capital Outlay-Improvements	0	165,000	165,000	0	165,000		
6540.000 Capital Outlay-Equipment	0	0	0	0	0		
6900.000 Transfers to General Fund	14,805	14,805	14,805	14,805	14,805	14,805	14,805
6905.000 Transfers Out	0	0	0	0	0		
Dept: 000	137,717	180,805	180,805	14,805	180,805	14,805	14,805 0
Total Expenditures	137,717	180,805	180,805	14,805	180,805	14,805	14,805 0
CDBG - Urban County	-14,805	0	0	-14,805	0	166,000	-14,805 0

Attachment: Budget FY 20-21 (1789 : FY 2020-2021 City and Successor Agency Budget)

Street Fund
Budget Narrative for FY 2020-2021
Budget Fund 130

DEPARTMENTAL MISSION

This fund includes maintenance, improvements, signage, landscaping, oversight and management of the street system. Assigned employee salaries and benefits are also included in this fund.

ACCOMPLISHMENTS FOR FY 2019-2020

- Maintained the City’s streets through pothole repairs as needed.
- Maintained streetscape as efficiently as possible.
- Maintained street striping and signage.
- Maintained the stormwater drainage and retention pond system.
- Continued the award winning Fifth Street Bridge Pilot Program for directing vehicles in an effort to improve traffic flow.
- Managed and completed the engineering and design of the Gloria Road/Iverson Road/Johnson Canyon Road Pavement Improvement Project as a cooperative project with the County of Monterey.
- Oversaw and provided input on the Circulation Infrastructure Study for the new growth area.

DEPARTMENTAL GOALS FOR FY 2020-2021

- Improve street landscaping with no water and low-impact design.
- Manage the stormwater ponds in an efficient manner.
- Continue to maintain the Striping and Street Sign Program.
- Begin the construction of the Gloria Road/Iverson Road/Johnson Canyon Road Pavement Improvement Project.

FY 2020-2021 RECOMMENDED BUDGET

This Fund’s FY 2020-2021 Recommended Budget represents an overall decrease of (\$343,808) or (38%) in expenditures, and (\$345,368) or (38%) in revenues, when compared to the FY 2019-2020 Approved Budget. As a result, the Requested Net Cost is increased by \$2,280.

Revenue

This budget reflects revenue received from several State transportation taxes and the Soledad Subvention funds. The decrease is primarily driven by the reduction in the County reimbursement for the engineering and design work done by the City, for the reconstruction of Gloria Road and Iverson to the landfill.

Personnel

The Public Works Department provides the personnel requirements for this fund, and Fund 130 reflects a portion of the Public Works salaries. Only assigned personnel's time is charged to this fund.

Services and Supplies

This fund included services such as engineering for street maintenance, improvements, and planning. Supplies for street maintenance are also included in this fund, as well as street striping, signs, and pothole repairs. Street trees and their maintenance were funded by this account. The reason for the decrease is mainly due to completion of the engineering and design work for the reconstruction of Gloria Road and Iverson to the landfill.

Capital Projects/Fixed Assets

There are no capital projects or fixed assets reflected in the budget at this time.

MAJOR POLICY CONSIDERATIONS

The major policy consideration for this fund is how to implement and therefore fund recommended roadway rehabilitation measures from the City's Pavement Management Plan.

BUDGET WORKSHEET

City Of Gonzales

Month: 5/31/2020	Prior	Current Year			(6)	(7)	(8)
	Year Actual	Original Budget	Amended Budget	Actual Thru May	Estimated Total	3rd QTR Proj.	Y20/21 Recom
Fund: 130 - Street Fund							
Revenues							
Dept: 000							
5212.000 TAMC Sales Tax	0	0	0	0	0		
5515.000 Interest Income	0	100	100	0	100	100	100
5613.000 State Gas Tax 2103	28,687	82,920	81,797	56,119	81,797	78,700	73,314
5615.000 State Gas Tax 2105	47,114	47,771	47,548	38,938	47,548	45,760	45,993
5616.000 State Gas Tax 2106	25,384	25,478	25,382	20,384	25,382	24,430	24,695
5617.000 State Gas Tax 2107	59,251	62,731	59,541	48,410	59,541	56,700	55,330
5618.000 State Gas Tax 2107.5	2,000	2,000	2,000	2,000	2,000	2,000	2,000
5619.000 Traffic Congestion Relief Fnds	9,684	0	0	9,755	0		
5637.000 Grant Proceeds	43,425	0	0	65,219	0		
5666.000 Soledad Subvention	200,293	200,300	209,555	209,556	209,555	209,555	210,000
5821.000 Other Income - Reimbursements	9,553	342,500	342,500	3,458	342,500	342,500	
5920.000 Transfer from Cal Breeze Pks	0	0	0	0	0		
5921.000 Transfer from Cal Breeze #1	0	0	0	0	0		
5922.000 Transfer from Cal Breeze #2	0	0	0	0	0		
5923.000 Transfer from Cal Breeze#3	0	0	0	0	0		
5940.000 Transfer from Canyon Parks	0	0	0	0	0		
5941.000 Transfer from Canyon Maint 1	0	0	0	0	0		
5942.000 Transfer from Canyon Maint 2	0	0	0	0	0		
5944.000 Transfer from Canyon Maint 3	0	0	0	0	0		
5947.000 Transfer from Industrial Park	0	0	0	0	0		
5951.000 Transfers From 405	0	0	0	0	0		
5952.000 Transfers From 140	0	0	0	0	0		
5957.000 Transfer from Cipriani Mainten	0	0	0	0	0		
5958.000 Transfer from Fund 460	372,638	0	0	0	0		
5960.000 Transfer From Fund 180	0	0	0	0	0		
5961.000 Transfer from 122	0	0	0	0	0		
5964.000 Transfer From Fund 402	0	0	0	0	0		
5967.000 Transfer from Fund 137	150,036	142,129	159,875	122,008	159,875	153,900	149,129
Dept: 000	948,065	905,929	928,298	575,847	928,298	913,645	560,561
Total Revenues	948,065	905,929	928,298	575,847	928,298	913,645	560,561
Expenditures							
Dept: 000							
6110.000 Salaries-Regular Pay	159,972	275,480	275,480	314,110	275,480	275,480	269,430
6111.000 Salaries-Overtime Pay	7,579	3,200	3,200	6,016	3,200	5,500	3,200
6113.000 Salaries-Differentials	634	21,455	21,455	1,323	21,455	1,500	21,925
6131.000 Deferred Compensation Expense	0	0	0	0	0		2,465

Attachment: Budget FY 20-21 (1789 : FY 2020-2021 City and Successor Agency Budget)

BUDGET WORKSHEET

City Of Gonzales

Month: 5/31/2020	Prior	Current Year			(6)	(7)	(8)
	Year Actual	Original Budget	Amended Budget	Actual Thru May	Estimated Total	3rd QTR Proj.	Y20/21 Recom
Fund: 130 - Street Fund							
Expenditures							
Dept: 000							
6132.000 Retirement - PERS	29,186	56,072	56,072	18,624	56,072	56,072	55,535
6140.000 Life and Disability Insurance	2,397	3,985	3,985	2,008	3,985	2,500	4,045
6150.000 Workers Comp Insurance	7,198	10,800	10,800	10,800	10,800	10,800	19,550
6160.000 Social Security	18,868	22,744	22,744	23,344	22,744	22,744	22,535
6170.000 Health and Dental Insurance	51,684	50,727	50,727	51,794	50,727	50,727	48,350
6190.000 Other Payroll Tax	0	0	0	0	0		
6210.000 Special Departmental Expenses	22,312	20,000	20,000	6,430	20,000	10,000	10,000
6211.000 Office Supplies	0	0	0	0	0		
6212.000 Maintenance Supplies	22,937	15,000	15,000	11,652	15,000	15,000	15,000
6213.000 Oils and Lubricants	6,229	5,000	5,000	3,748	5,000	5,000	5,000
6214.000 Vehicle Maintenance	0	0	0	0	0		
6220.000 Telephone	933	800	800	863	800	800	800
6225.000 Utilities	38,149	50,000	50,000	29,283	50,000	50,000	40,000
6230.000 Legal and Accounting	7,820	7,820	7,820	7,900	7,820	7,900	7,900
6235.000 Engineering and Surveying	4,096	350,000	350,000	284,760	350,000	300,000	11,676
6245.000 Other Contractual Services	176,690	0	0	36,598	0	29,502	12,850
6248.000 Street Sweeping	0	0	0	0	0		
6255.000 Liability Insurance	7,429	8,566	8,566	9,755	8,566	9,755	9,800
6270.000 Transportation and Travel	0	1,000	1,000	0	1,000		
6275.000 Subscriptions and Training	386	1,000	1,000	164	1,000	500	500
6530.000 Capital Outlay-Improvements	0	0	0	0	0		
6540.000 Capital Outlay-Equipment	0	0	0	0	0		
6541.000 Equipment-Machinery	0	0	0	121	0		
6542.000 Equipment-Vehicles	0	0	0	0	0		
6900.000 Transfers to General Fund	0	0	0	0	0		
6905.000 Transfers Out	0	0	0	0	0		
6928.000 Transfer to Street Fund [180]	0	0	0	0	0		
Dept: 000	564,499	903,649	903,649	819,293	903,649	853,780	560,561
Total Expenditures	564,499	903,649	903,649	819,293	903,649	853,780	560,561
Street Fund	383,566	2,280	24,649	-243,446	24,649	59,865	0

Attachment: Budget FY 20-21 (1789 : FY 2020-2021 City and Successor Agency Budget)

**Measure X Transportation Program Fund
Budget Narrative for FY 2020-2021
Budget Fund 136**

DEPARTMENTAL MISSION

This Fund tracks funds raised by the Regional Sales Tax Measure X.

DEPARTMENTAL PROGRAMS

- This fund is used to plan and implement street system repairs and improvements.

ACCOMPLISHMENTS FOR FY 2019-2020

- Measure X funds continued to make the debt service payment to TAMC for the \$2.5 million that was borrowed to fund the Alta Street Pavement Rehabilitation Project.

DEPARTMENTAL GOALS FOR FY 2020-2021

- This fund will continue to be used to repay the \$2.5 million loan for the Alta Street project.

FY 2020-2021 RECOMMENDED BUDGET

This Fund's FY 2020-2021 Recommended Budget represents no change in expenditures and revenues, when compared to the FY 2019-2020 Approved Budget. As a result, the Requested Net Cost is still unchanged.

Revenues

As result of COVID-19, it is difficult to estimate the revenue change at this time.

Personnel

There are no personnel costs reflected in this budget.

Services and Supplies

There are no service or supply costs reflected in this budget.

Capital Projects/Fixed Assets

The debt service of the Alta Street Project repayment is the only expense included in this budget.

MAJOR POLICY CONSIDERATIONS

There are no major policy decisions for this fund this year.

Overall, the debt service agreement with TAMC reflects that the City's share of the Regional Transportation Tax will be used to cover the annual debt service payment, until the debt is retired. Once that debt is retired, the funds would be available to be used for other street projects prioritized by the City.

BUDGET WORKSHEET

City Of Gonzales

Month: 5/31/2020	Prior	Current Year			(6)	(7)	(8)
	Year Actual	Original Budget	Amended Budget	Actual Thru May	Estimated Total	3rd QTR Proj.	FY20/21 Recom
Fund: 136 - Measure X							
Revenues							
Dept: 000							
5212.000 TAMC Sales Tax	208,391	233,147	233,147	0	233,147	233,147	233,147
5830.000 Debt Proceeds	0	0	0	0	0		
Dept: 000	208,391	233,147	233,147	0	233,147	233,147	233,147
Total Revenues	208,391	233,147	233,147	0	233,147	233,147	233,147
Expenditures							
Dept: 000							
6530.000 Capital Outlay-Improvements	0	0	0	0	0		
6610.000 Interest Expense	49,752	46,630	46,630	0	46,630	46,630	46,630
6620.000 Principal Reduction	158,639	186,517	186,517	0	186,517	186,517	186,517
Dept: 000	208,391	233,147	233,147	0	233,147	233,147	233,147
Total Expenditures	208,391	233,147	233,147	0	233,147	233,147	233,147
Measure X	0	0	0	0	0	0	0

Attachment: Budget FY 20-21 (1789 : FY 2020-2021 City and Successor Agency Budget)

SB1 Transportation Program Fund Budget Narrative for FY 2020-2021 Budget Fund 137

DEPARTMENTAL MISSION

This Fund tracks the special transportation funds raised by Senate Bill 1 that was approved by Governor Brown in April 2017.

DEPARTMENTAL PROGRAMS

- This fund is used to plan and implement street system repairs and improvements following SB1 guidelines.

ACCOMPLISHMENTS FOR FY 2019-2020

- Funds programmed for the City's portion of the Gloria Road/Iverson Road/Johnson Canyon Road Improvement Project, a joint project with Monterey County, were used to cover the City's portion of the design and engineering work, that was overseen and managed by the City.

DEPARTMENTAL GOALS FOR FY 2020-2021

- Funds have been programmed for the City's portion of the Gloria Road/Iverson Road/Johnson Canyon Road Improvement Project, a joint project with Monterey County, that has moved to the construction phase.

FY 2020-2021 RECOMMENDED BUDGET

This Fund's FY 2020-2021 Recommended Budget represents an increase of \$7,000 or 5% in expenditures and revenues, when compared to the FY 2019-2020 Approved Budget. As a result, the Requested Net Cost remains unchanged.

Revenues

Revenues are up from the FY 2019-2020 Budget based on the estimates received from the State; however, it is down (\$10,728) or (7%) from actual FY 2019-2020 activity due to COVID-19.

Personnel

There are no personnel costs reflected in this budget.

Services and Supplies

There are no service or supply costs reflected in this budget.

Capital Projects/Fixed Assets

The Gloria Road/Iverson Road/Johnson Canyon Road Improvement Project will be the only capital project paid for with these funds during the upcoming fiscal year.

MAJOR POLICY CONSIDERATIONS

There are no major policy decisions for this fund for this fiscal year. After the completion of the Gloria Road/Iverson Road/Johnson Canyon Road Improvement Project, these funds could be used for other priority City projects.

BUDGET WORKSHEET

City Of Gonzales

Month: 5/31/2020	Prior	Current Year			(6)	(7)	(8)
	Year Actual	Original Budget	Amended Budget	Actual Thru May	Estimated Total	3rd QTR Proj.	Y20/21 Recom
Fund: 137 - SB1 Road Repair & Account.							
Revenues							
Dept: 000							
5213.000 SB1 Revenue	157,470	142,129	159,857	143,640	159,857	153,900	149,129
Dept: 000	157,470	142,129	159,857	143,640	159,857	153,900	149,129
Total Revenues	157,470	142,129	159,857	143,640	159,857	153,900	149,129
Expenditures							
Dept: 000							
6530.000 Capital Outlay-Improvements	0	0	0	0	0		
6927.000 Transfer to Street Fund [130]	150,036	142,129	159,875	122,008	159,875	153,900	149,129
Dept: 000	150,036	142,129	159,875	122,008	159,875	153,900	149,129
Total Expenditures	150,036	142,129	159,875	122,008	159,875	153,900	149,129
SB1 Road Repair & Account.	7,434	0	-18	21,632	-18	0	0

Attachment: Budget FY 20-21 (1789 : FY 2020-2021 City and Successor Agency Budget)

Supplemental Law Enforcement Budget Narrative for 2020-2021 Budget Fund 150

DEPARTMENTAL MISSION

The Supplemental Law Enforcement Fund is administered by the Police Department as a fiscal record keeping fund that tracks grant funding, that the City has obtained from the Federal and State governments. The grant funding supports the City's Mission by working in a fiscal responsible manner to provide public safety services to our residents, businesses, and visitors.

The safety of Gonzales' residents is the number one concern of the Police Department. The collaborative working relationship with other government agencies to provide law enforcement funding, continues to assist our City in providing these services to our diverse community.

ACCOMPLISHMENTS FOR FY-2019-2020

Please see Budget Unit 300.

DEPARTMENTAL GOALS FOR FY 2020-2021

Please see Budget Unit 300.

FY 2020-2021 RECOMMENDED BUDGET

The Department's FY 2020-2021 Recommended Budget represents no change in expenditures and revenues, when compared to the FY 2019-2020 Approved Budget. As a result, the Requested Net Cost remains unchanged.

Revenues

This fund receives Supplemental Law Enforcement funds provided by California Government Code 30061.

While Gonzales currently uses this revenue to help support the salaries of two front line Police Officers, the reality is that the funding is no longer adequate to pay those salaries in full, and General Fund monies are needed to offset the difference.

Personnel

The Supplemental Law Enforcement Fund is designed as the fund where grant monies are funneled when they are received by the City. This fund is managed by the State of California when they are received from the Federal government.

Once the funds are received, they are transferred to the Public Safety Fund (210), where they are used for personnel costs as outlined above.

Services and Supplies

There is a minimal appropriation in special department expenses in the event something comes up during the fiscal year.

Capital Projects/Fixed Assets

There are no capital projects or fixed assets associated with this fund.

MAJOR POLICY CONSIDERATIONS

There are no major policy considerations reflected in this budget.

BUDGET WORKSHEET

City Of Gonzales

Month: 5/31/2020	Prior	Current Year			(6)	(7)	(8)
	Year Actual	Original Budget	Amended Budget	Actual Thru May	Estimated Total	3rd QTR Proj.	Y20/21 Recom
Fund: 150 - Supplemental Law Enforcement							
Revenues							
Dept: 000							
5515.000 Interest Income	0	0	0	0	0		
5630.000 SLESF Revenue	64,895	50,000	50,000	49,241	50,000	50,000	50,000
5632.000 COPS FAST Grant	148,747	120,000	120,000	130,948	120,000	140,000	120,000
5821.000 Other Income - Reimbursements	0	0	0	206	0	206	
Dept: 000	213,642	170,000	170,000	180,395	170,000	190,206	170,000
Total Revenues	213,642	170,000	170,000	180,395	170,000	190,206	170,000
Expenditures							
Dept: 000							
6210.000 Special Departmental Expenses	479	5,000	5,000	0	5,000	500	
6245.000 Other Contractual Services	0	0	0	0	0		
6260.000 Advertising	0	0	0	0	0		
6450.000 Prior Year Adjustment	0	0	0	0	0		
6540.000 Capital Outlay-Equipment	0	0	0	0	0		
6541.000 Equipment-Machinery	0	0	0	0	0		
6542.000 Equipment-Vehicles	0	0	0	0	0		
6900.000 Transfers to General Fund	0	0	0	0	0		
6924.000 Transfer to SLESF	0	0	0	0	0		
6925.000 Transfer to Public Safety	213,163	165,000	165,000	182,390	165,000	189,706	170,000
Dept: 000	213,642	170,000	170,000	182,390	170,000	190,206	170,000
Total Expenditures	213,642	170,000	170,000	182,390	170,000	190,206	170,000
Supplemental Law Enforcement	0	0	0	-1,995	0	0	0

Attachment: Budget FY 20-21 (1789 : FY 2020-2021 City and Successor Agency Budget)

Fire Impact Fund Budget Narrative for FY 2020-2021 Budget Fund 190

DEPARTMENTAL MISSION

This Fund is administered by the Fire Department and supports the City's Mission and Vision by providing funding for needed equipment and for future needs of the Fire Department when new developments come to Gonzales. These funding sources allow the Department to provide services to our residents, businesses, and visitors, and ensure their safety.

ACCOMPLISHMENTS FOR FY 2019-2020

- Collected Impact Fees for all new development in the City limits.
- Collected Impact Fees for all new development in the Gonzales Rural Fire Protection District.

DEPARTMENTAL GOALS FOR FY 2020-2021

- Continue to collect all applicable Impact Fees from new development in the City, and the Gonzales Rural Fire Protection District.
- Maintain current equipment owned by the City to ensure adequate responses to public safety emergencies within the City and Rural District.
- Ensure that the Department has adequate equipment to handle public safety emergency brought on by new development.

FY 2020-2021 RECOMMENDED BUDGET

The Department's FY 2020-2021 Recommended Budget shows no change in expenditures, and an increase of \$200 or 1.6% in revenues, when compared to the FY 2019-2020 Approved Budget. As a result, the Net Cost is decreased by (\$200).

Estimated Fund Balance

The year-end Fund Balance is estimated to be \$57,344 as of June 30, 2020, which is more than adequate to cover the Fund's Net Cost.

Revenues

Revenues will continue to be collected and may increase if further development is approved.

Personnel

There are no personnel costs associated with this fund.

Services and Supplies

An appropriation of \$20,000 has been set aside in the event that it is needed during the fiscal year.

Capital Projects/Fixed Assets

None are planned at this time.

MAJOR POLICY CONSIDERATIONS

There are no major policy considerations reflected in this budget.

BUDGET WORKSHEET

City Of Gonzales

Month: 5/31/2020	Prior	Current Year			(6)	(7)	(8)
	Year Actual	Original Budget	Amended Budget	Actual Thru May	Estimated Total	3rd QTR Proj.	Y20/21 Recom
Fund: 190 - Fire Impact Fund							
Revenues							
Dept: 000							
5270.000	8,470	12,000	12,000	0	12,000	12,000	12,000
5510.000	0	0	0	0	0		
5515.000	533	200	200	379	200	200	400
5637.000	0	0	111,426	0	111,426	111,426	
5650.000	0	0	0	0	0		
5701.000	0	0	0	0	0		
5821.000	0	0	0	0	0		
5850.000	0	0	0	0	0		
Dept: 000	9,003	12,200	123,626	379	123,626	123,626	12,400
Total Revenues	9,003	12,200	123,626	379	123,626	123,626	12,400
Expenditures							
Dept: 000							
6210.000	4,000	20,000	121,426	18,106	121,426	121,426	20,000
6212.000	0	0	0	0	0		
6245.000	585	0	0	4,379	0	2,977	
6530.000	0	0	0	0	0		
6540.000	0	0	0	0	0		
6542.000	0	0	0	0	0		
Dept: 000	4,585	20,000	121,426	22,485	121,426	124,403	20,000
Total Expenditures	4,585	20,000	121,426	22,485	121,426	124,403	20,000
Fire Impact Fund	4,418	-7,800	2,200	-22,106	2,200	-777	-7,600

Attachment: Budget FY 20-21 (1789 : FY 2020-2021 City and Successor Agency Budget)

General Plan Impact Fund Budget Narrative for FY 2020-2021 Budget Fund 200

DEPARTMENTAL MISSION

This Fund is administered by the Community Development Department, and was established to pay for periodic updates and revisions to the Gonzales General Plan and follow-up work in support of the General Plan. The financial resources supporting the fund are General Plan Maintenance Impact Fees, transfers from the general fund and other City accounts, grants, and interest income of funds on deposit as warranted.

ACCOMPLISHMENTS FOR FY 2019-2020

- Ongoing meetings with the land developers within the new growth area of the General Plan.
- Concluded four infrastructure studies in support of implementation of the new General Plan growth area. Refer to Fund 201.

DEPARTMENTAL GOALS FOR FY 2020-2021

- Complete an annexation application to submit to LAFCO for the new growth area.

FY 2020-2021 RECOMMENDED BUDGET

This Fund's FY 2020-2021 includes no expenditures and minimal revenues, when compared to the FY 2019-2020 Approved Budget. There are no changes in expenditures and revenues from the prior year because all activity is reflected in Fund 201.

Revenues

There are currently no revenues.

Expenditures

There are currently no expenditures.

MAJOR POLICY CONSIDERATIONS

The City Council will consider an annexation application for development of the Vista Lucia Village and Puente del Monte on the east side that will be subsequently submitted to LAFCO. These annexations will reflect the next major growth area for the City and will begin the first implementation of the policies and procedures of the General Plan. Fund 201 is relevant to the Sphere of Influence Infrastructure studies (drainage, water, wastewater, and transportation/circulation).

BUDGET WORKSHEET

City Of Gonzales

Month: 5/31/2020	Prior Year Actual	Current Year			Estimated Total	(6) 3rd QTR Proj.	(7) FY20/21 Recom	(8)
		Original Budget	Amended Budget	Actual Thru May				
Fund: 200 - General Plan Impact Fund								
Revenues								
Dept: 000								
5262.000 Sphere of Influence Fees	0	0	0	0	0			
5355.000 General Plan Revision Fees	0	0	0	0	0			
5515.000 Interest Income	3,785	0	0	22	0	25	25	
5900.000 Transfer from Water	0	0	0	0	0			
5905.000 Transfer from Sewer	0	0	0	0	0			
5966.000 Transfer From Fund 201	-123,720	0	0	0	0			
Dept: 000	-119,935	0	0	22	0	25	25	0
Total Revenues	-119,935	0	0	22	0	25	25	0
Expenditures								
Dept: 000								
6210.000 Special Departmental Expenses	0	0	0	0	0			
6230.000 Legal and Accounting	0	0	0	0	0			
6245.000 Other Contractual Services	0	0	0	0	0			
6260.000 Advertising	0	0	0	0	0			
6450.000 Prior Year Adjustment	0	0	0	0	0			
6900.000 Transfers to General Fund	0	0	0	0	0			
Dept: 000	0	0	0	0	0	0	0	0
Total Expenditures	0	0	0	0	0	0	0	0
General Plan Impact Fund	-119,935	0	0	22	0	25	25	0

Attachment: Budget FY 20-21 (1789 : FY 2020-2021 City and Successor Agency Budget)

Sphere of Influence Impact Fund Budget Narrative for FY 2020-2021 Budget Fund 201

DEPARTMENTAL MISSION

This Fund is administered by the Community Development Department and was established to fund the processing of the Sphere of Influence boundary change that was approved by LAFCO in 2014. This fund subsequently morphed to accommodate the Sphere of Influence Infrastructure Reports and two Supplemental Environmental Impact Reports (SEIR) that are currently running their course thru 2020, which will address the future infrastructure development in the new growth area as approved in the City's 2010 General Plan. The financial resources supporting this fund are contributions from the land developers, and/or landowners within the Sphere of Influence area. The City also contributes to this fund as well as SB 2 grant funding.

ACCOMPLISHMENTS FOR FY 2019-2020

- Received Senate Bill 2, \$160,000 grant, through the Housing and Community Development Department for purposes of subsidizing the cost of the pending environmental document, for the Vista Lucia and Puente del Monte annexation projects.
- Engaged in extensive management and meetings related to the Sphere of Influence infrastructure reports related to drainage, water, wastewater, and traffic/circulation.
- Continued with meetings with the developers.

DEPARTMENTAL GOALS FOR FY 2020-2021

- Complete the following reports: Wildan Associates Fiscal Impact report, two SEIRs, and staff reports for the annexation application to be submitted to the Planning Commission and City Council in late 2020.

FY 2020-2021 RECOMMENDED BUDGET

This Fund's FY 2020-2021 Recommended Budget reflects a decrease of (\$38,367) or (9.4%) in expenditures, and (\$113,923) or (41%) in revenues, when compared to the FY 2019-2020 Approved Budget. As a result, the Net Cost is increased by \$75,556.

Estimated Fund Balance

The year-end Fund Balance is estimated to be \$206,963 as of June 30, 2020, which is sufficient to cover the Net Cost.

Revenues

Revenues for Fund 201 are derived from the land developers, and/or landowners, the City, and SB 2 grant funds.

Expenditures

Expenditures reflected in the Fund are for consultants to finish the needed studies for the next growth phase of the City.

MAJOR POLICY CONSIDERATIONS

This fund is critical to moving towards annexation of the Vista Lucia Villages and Puente Del Monte properties.

BUDGET WORKSHEET

City Of Gonzales

Month: 5/31/2020	Prior	Current Year			(6)	(7)	(8)
	Year Actual	Original Budget	Amended Budget	Actual Thru May	Estimated Total	3rd QTR Proj.	Y20/21 Recom
Fund: 201 - Sphere of Influence Impact							
Revenues							
Dept: 000							
5262.000 Sphere of Influence Fees	280,454	274,975	365,467	319,894	365,467	365,467	
5515.000 Interest Income	3,522	4,000	4,000	1,865	4,000	4,000	4,000
5637.000 Grant Proceeds	0	0	160,000	0	160,000		160,000
5821.000 Other Income - Reimbursements	0	0	0	1,052	0	1,052	1,052
5900.000 Transfer from Water	118,322	0	0	0	0		
Dept: 000	402,298	278,975	529,467	322,811	529,467	370,519	165,052
Total Revenues	402,298	278,975	529,467	322,811	529,467	370,519	165,052
Expenditures							
Dept: 000							
6110.000 Salaries-Regular Pay	11,988	0	0	0	0		
6210.000 Special Departmental Expenses	0	0	0	30	0		
6211.000 Office Supplies	0	0	0	0	0		
6230.000 Legal and Accounting	0	0	0	0	0		
6245.000 Other Contractual Services	440,891	408,552	525,467	109,942	525,467	155,282	370,185
6260.000 Advertising	0	0	0	0	0		
6956.000 Transfer To Fund 200	-123,720	0	0	0	0		
6957.000 Transfer To Fund 203	0	0	0	0	0		
Dept: 000	329,159	408,552	525,467	109,972	525,467	155,282	370,185
Total Expenditures	329,159	408,552	525,467	109,972	525,467	155,282	370,185
Sphere of Influence Impact	73,139	-129,577	4,000	212,839	4,000	215,237	-205,133

Attachment: Budget FY 20-21 (1789 : FY 2020-2021 City and Successor Agency Budget)

**Public Safety Fund
Budget Narrative for FY 2020-2021
Budget Fund 210**

DEPARTMENTAL MISSION

This fund is administered by the Gonzales Police Department, who supports the Vision and Mission of the City of Gonzales by providing a cooperative community policing philosophy, to provide law enforcement services to our residents, businesses, and visitors.

The chief's goal of the Department is the safety of all of our residents and visitors. The Department takes a zero tolerance approach to all crime issues that face Gonzales. It is this collaborative working relationship with our businesses, and residents that makes Gonzales one of the safest communities in Monterey County.

ACCOMPLISHMENTS FOR FY 2019-2020

Please see Budget Unit 300.

DEPARTMENTAL GOALS FOR FY 2020-2021

Please see Budget Unit 300.

FY 2020-2021 RECOMMENDED BUDGET

The Department's FY 2020-2021 Recommended Budget reflects an increase of \$1,575 or .5% in expenditures and revenues, when compared to the FY 2019-2020 Approved Budget. As a result, the Requested Net Cost remains unchanged.

Revenues

The reason for the increase is due to the increased transfer from General Fund.

The funds contained in this fund are a pass through from Fund 150, and also include AB 109 grant funds. They are used to pay salaries, and other direct front line efforts. AB 109 funding is being used to purchase equipment for the Department, explorer program, and items used for community outreach, such as the National Night Out in August.

The revenue source continues to hold steady, but it is no longer sufficient to fully cover the cost of the two Police Officers allocated to this fund.

Personnel

The Public Safety Fund is where grant monies collected in the Supplemental Law Enforcement Fund (150) are transferred to be used to pay the partial salaries and benefits for two Officers. The remaining costs are funded through the City's General Fund. At its inception, the fund was able to cover all of the salaries, benefits, and associated costs of one and a half Police Officer positions.

Services and Supplies

Services or supplies reflect contractual services for direct front line community activities and equipment needs of the Department.

Capital Projects/Fixed Assets

There are no capital projects or fixed assets associated with this fund.

MAJOR POLICY CONSIDERATIONS

As mentioned in the Narrative for Fund 150 – Supplemental Law Enforcement, the City must continue to address the inability of the current funding source to fully fund this program.

BUDGET WORKSHEET

City Of Gonzales

Month: 5/31/2020	Prior	Current Year				(6)	(7)	(8)
	Year Actual	Original Budget	Amended Budget	Actual Thru May	Estimated Total	3rd QTR Proj.	FY20/21 Recom	
Fund: 210 - Public Safety Fund								
Revenues								
Dept: 000								
5425.000 Vehicle Abatement Fees	5,206	5,000	5,000	3,051	5,000	5,000	4,000	
5515.000 Interest Income	0	0	0	0	0			
5632.000 COPS FAST Grant	0	0	0	0	0			
5646.000 AB 109	0	0	0	0	0			
5647.000 Award 20 Grant	0	0	0	0	0			
5926.000 Transfer from SLESF	213,163	165,000	165,000	182,390	165,000	189,706	170,000	
5930.000 Transfer from General Fund	0	134,090	134,090	67,045	134,090	109,395	131,665	
Dept: 000	218,369	304,090	304,090	252,486	304,090	304,101	305,665	
Total Revenues	218,369	304,090	304,090	252,486	304,090	304,101	305,665	
Expenditures								
Dept: 000								
6110.000 Salaries-Regular Pay	70,879	151,561	151,561	116,641	151,561	151,561	149,800	
6111.000 Salaries-Overtime Pay	3,135	12,000	12,000	8,573	12,000	12,000	10,000	
6111.500 Overtime - Click it/Ticket it	0	0	0	0	0			
6113.000 Salaries-Differentials	10,192	17,055	17,055	10,098	17,055	17,055	7,500	
6120.000 Unemployment Insurance	0	0	0	0	0			
6131.000 Deferred Compensation Expense	0	0	0	0	0		1,200	
6132.000 Retirement - PERS	7,813	33,701	33,701	12,533	33,701	33,701	35,575	
6140.000 Life and Disability Insurance	819	2,498	2,498	915	2,498	2,498	2,520	
6150.000 Workers Comp Insurance	9,858	14,790	14,790	14,790	14,790	14,790	26,785	
6160.000 Social Security	6,623	13,725	13,725	10,162	13,725	13,725	13,525	
6170.000 Health and Dental Insurance	5,211	23,760	23,760	8,838	23,760	23,760	23,760	
6210.000 Special Departmental Expenses	88	0	0	0	0			
6212.000 Maintenance Supplies	0	0	0	11	0	11		
6245.000 Other Contractual Services	45,729	35,000	35,000	27,454	35,000	35,000	35,000	
6450.000 Prior Year Adjustment	0	0	0	0	0			
6540.000 Capital Outlay-Equipment	0	0	0	0	0			
6544.000 Equipment-Computers	0	0	0	0	0			
6900.000 Transfers to General Fund	52,560	0	0	0	0			
6924.000 Transfer to SLESF	0	0	0	0	0			
Dept: 000	212,907	304,090	304,090	210,015	304,090	304,101	305,665	
Total Expenditures	212,907	304,090	304,090	210,015	304,090	304,101	305,665	
Public Safety Fund	5,462	0	0	42,471	0	0	0	

Attachment: Budget FY 20-21 (1789 : FY 2020-2021 City and Successor Agency Budget)

**Police Impact Fund
Budget Narrative for FY 2020-2021
Budget Fund 220**

DEPARTMENTAL MISSION

This fund is administered by the Gonzales Police Department who supports the Vision and Mission of the City by providing public safety services, based on a cooperative community policing platform, to ensure the safety of all our residents, businesses, and visitors.

DEPARTMENTAL PROGRAMS

This fund is used to track revenues and expenditures associated with collection of Police Impact Fees received from new development within the City. Growth induced costs may be funded by the Budget Unit.

ACCOMPLISHMENTS FOR FY 2019-2020

Please see Budget Unit 300.

DEPARTMENTAL GOALS FOR FY 2020-2021

Please see Budget Unit 300.

FY 2020-2021 RECOMMENDED BUDGET

The Department's FY 2020-2021 Recommended Budget reflects no expenditures, and a decrease of (\$4,000) or (17%) in revenues, when compared to the FY 2019-2020 Approved Budget. As a result, the Requested Net Cost is decreased by (\$4,000).

Revenues

The budget reflects revenues expected from development.

Expenditures

The budget reflects no expenditures.

MAJOR POLICY CONSIDERATIONS

There are no major policy considerations reflected in this budget.

BUDGET WORKSHEET

City Of Gonzales

Month: 5/31/2020	Prior	Current Year			(6)	(7)	(8)
	Year Actual	Original Budget	Amended Budget	Actual Thru May	Estimated Total	3rd QTR Proj.	:Y20/21 Recom
Fund: 220 - Police Impact Fund							
Revenues							
Dept: 000							
5271.000	65,510	24,000	24,000	0	24,000		20,000
5510.000	0	0	0	0	0		
5515.000	0	0	0	0	0		
5701.000	0	0	0	0	0		
Dept: 000	65,510	24,000	24,000	0	24,000	0	20,000
Total Revenues	65,510	24,000	24,000	0	24,000	0	20,000
Expenditures							
Dept: 000							
6210.000	0	0	0	0	0		
6211.000	0	0	0	0	0		
6212.000	0	0	0	0	0		
6245.000	585	0	0	0	0		
6316.000	0	0	0	0	0		
6325.000	0	0	0	0	0		
6335.000	0	0	0	0	0		
6530.000	0	0	0	0	0		
6540.000	0	0	0	0	0		
6542.000	61,064	0	0	0	0		
Dept: 000	61,649	0	0	0	0	0	0
Total Expenditures	61,649	0	0	0	0	0	0
Police Impact Fund	3,861	24,000	24,000	0	24,000	0	20,000

Attachment: Budget FY 20-21 (1789 : FY 2020-2021 City and Successor Agency Budget)

Sewer Impact Fund Budget Narrative for FY 2020-2021 Budget Fund 230

DEPARTMENTAL MISSION

This impact fund is used for Wastewater Treatment Plant (WWTP) improvements to support growth in Gonzales in a cost-effective manner.

DEPARTMENTAL PROGRAMS

- Plan for needed improvements required to support orderly growth in Gonzales.
- Implement a program to assess and collect appropriate fees to fund needed improvements.
- Construct facilities needed for the orderly growth in Gonzales.

ACCOMPLISHMENTS FOR FY 2019-2020

- Continued City staff's discussions and meetings with State regulators on the operation and efforts to increase the WWTP capacity.
- Continued developing the plan for a separate industrial waste plant to support industrial growth.
- Continued making improvements to the WWTP.
- Finalized an agreement with Del Monte/Mann Packing that resulted in impact fee payments of \$2 million, and with Taylor Farms that will result in a payment of \$3 million, which will be used to develop the new separate Industrial WWTP.
- Continued working on the City's Long-Term Wastewater Management Plan.

DEPARTMENTAL GOALS FOR FY 2020-2021

- Finalize the City's Long-Term Wastewater Management Plan.
- Install additional aeration equipment at the WWTP.
- Complete a denitrification plan.
- Improve or replace the Supervisory Control Access and Data Acquisition (SCADA) System.
- Develop a long-term Sludge Management and Removal Plan.
- Complete the plan for a separate industrial waste plant to support industrial growth, go out to bid, and award the contract(s) to begin construction.

FY 2020-2021 RECOMMENDED BUDGET

This Fund's FY 2020-2021 Recommended Budget represents a significant increase of \$350,000 or 233% in expenditures, and \$2,901,500 or 2,845% in revenues, when compared to the FY 2019-2020 Approved Budget. As a result, the Requested Net Cost is decreased by (\$2,455,500).

Revenues

Revenues are anticipated as a result of the agreement with Taylor Farms that will result in an impact fee payment of \$3 million.

Estimated Fund Balance

The year-end fund balance is estimated to be \$4.6 million as of June 30, 2020.

Personnel

There are no personnel costs related to this budget.

Services and Supplies

Services and supplies reflect contractual services to continue the development and construction process for the separate Industrial WWTP, and improve the existing WWTP.

Capital Projects/Fixed Assets

There are no capital projects reflected in this budget at this time; however, it is anticipated that adjustments will be brought before the Council for considerations and approval during the fiscal year.

MAJOR POLICY CONSIDERATIONS

There are major policy considerations related to the Wastewater Treatment Facility expanded capacity needs. It is anticipated that significant expansion and improvement project recommendations will be brought to your Council during the fiscal year.

BUDGET WORKSHEET

City Of Gonzales

Month: 5/31/2020	Prior	Current Year			(6)	(7)	(8)
	Year Actual	Original Budget	Amended Budget	Actual Thru May	Estimated Total	3rd QTR Proj.	Y20/21 Recom
Fund: 230 - Sewer Impact Fund							
Revenues							
Dept: 000							
5272.000 Sewer Impact Fees	110,506	100,000	100,000	1,807	100,000	2,000,000	3,000,000
5510.000 Investment Income	0	0	0	0	0		
5515.000 Interest Income	4,496	2,000	2,000	3,221	2,000	3,500	3,500
5860.000 Principal Payments Received	0	0	0	0	0		
Dept: 000	115,002	102,000	102,000	5,028	102,000	2,003,500	3,003,500
Total Revenues	115,002	102,000	102,000	5,028	102,000	2,003,500	3,003,500
Expenditures							
Dept: 000							
6210.000 Special Departmental Expenses	0	0	0	0	0		
6212.000 Maintenance Supplies	0	0	0	0	0		
6235.000 Engineering and Surveying	43,313	50,000	50,000	90,719	50,000	100,000	250,000
6245.000 Other Contractual Services	37,832	100,000	100,000	20,005	100,000	50,000	250,000
6954.000 Transfer To Fund 460	0	0	0	0	0		
6955.000 Transfer to 407	0	0	0	0	0		
Dept: 000	81,145	150,000	150,000	110,724	150,000	150,000	500,000
Total Expenditures	81,145	150,000	150,000	110,724	150,000	150,000	500,000
Sewer Impact Fund	33,857	-48,000	-48,000	-105,696	-48,000	1,853,500	2,503,500

Attachment: Budget FY 20-21 (1789 : FY 2020-2021 City and Successor Agency Budget)

**Circulation System Impact Fund
Budget Narrative for FY 2020-2021
Budget Fund 235**

DEPARTMENTAL MISSION

This impact fund is administered to provide transportation system improvements required for orderly growth in Gonzales, in an efficient and effective manner.

DEPARTMENTAL PROGRAMS

- This fund is used to plan and implement street system improvements necessary to accommodate growth of the City.
- This fund assesses and collects proper fees to fund needed transportation improvements for planned growth.

ACCOMPLISHMENTS FOR FY 2019-2020

- Collected approved fees for system improvements.
- Improved traffic flow at the Fifth Street Bridge.
- Finalized the Circulation Master Plan for the new growth area needed for the Supplemental Environmental Impact Report (SEIR) and future Specific Plans.

DEPARTMENTAL GOALS FOR FY 2020-2021

- Continue to plan needed transportation improvements.
- Continue to look for ways to improve the traffic flow at the Fifth Street Bridge.
- Continue to guide and provide input on the SEIR and Specific Plans.

FY 2020-2021 RECOMMENDED BUDGET

This Fund's FY 2020-2021 Recommended Budget represents a decrease of (\$50,000) or (50%) in expenditures, and (\$51,240) or (49.7%) in revenues, when compared to the FY 2019-2020 Approved Budget. As a result, the Requested Net Cost is decreased by (\$1,420).

Revenues

Revenues are very conservative but are likely to be higher because of expected development.

Attachment: Budget FY 20-21 (1789 : FY 2020-2021 City and Successor Agency Budget)

Estimated Fund Balance

The year-end Fund Balance is estimated to be \$175,000 as of June 30, 2020.

Personnel

There are no personnel costs reflected in this budget.

Services and Supplies

Funding has been set aside to continue developing improvements for the City's street infrastructure.

Capital Projects/Fixed Assets

No capital projects/fixed assets are reflected in this budget. Future developments will be presented to the Council for consideration and approval as needed.

MAJOR POLICY CONSIDERATIONS

There are no major policy considerations in this fund at this time.

BUDGET WORKSHEET

City Of Gonzales

Month: 5/31/2020	Prior	Current Year			(6)	(7)	(8)
	Year Actual	Original Budget	Amended Budget	Actual Thru May	Estimated Total	3rd QTR Proj.	FY20/21 Recom
Fund: 235 - Circulation System Impact							
Revenues							
Dept: 000							
5269.000 TAMC Regional Transportation F	0	0	72,884	72,884	72,884	72,884	
5278.000 Circulation System Impact Fees	187,480	101,420	101,420	0	101,420	101,420	50,000
5515.000 Interest Income	2,912	2,000	2,000	1,122	2,000	2,000	2,000
5674.000 Safe Route To School	0	0	0	0	0		
5860.000 Principal Payments Received	19,690	0	0	0	0		
Dept: 000	210,082	103,420	176,304	74,006	176,304	176,304	52,000
Total Revenues	210,082	103,420	176,304	74,006	176,304	176,304	52,000
Expenditures							
Dept: 000							
6210.000 Special Departmental Expenses	0	0	72,884	72,884	72,884	72,884	
6211.000 Office Supplies	0	0	0	0	0		
6235.000 Engineering and Surveying	0	0	0	0	0		
6240.000 Construction Services	0	0	0	0	0		
6245.000 Other Contractual Services	2,694	100,000	100,000	4,379	100,000	100,000	50,000
6317.000 Regional Trans Impact Fee Prog	0	0	0	0	0		
6530.000 Capital Outlay-Improvements	331,675	0	0	0	0		
6540.000 Capital Outlay-Equipment	0	0	0	0	0		
Dept: 000	334,369	100,000	172,884	77,263	172,884	172,884	50,000
Total Expenditures	334,369	100,000	172,884	77,263	172,884	172,884	50,000
Circulation System Impact	-124,287	3,420	3,420	-3,257	3,420	3,420	2,000

Attachment: Budget FY 20-21 (1789 : FY 2020-2021 City and Successor Agency Budget)

**Water Impact Fund
Budget Narrative for FY 2020-2021
Budget Fund 240**

DEPARTMENTAL MISSION

This impact fund is administered to provide water system improvements required by planned growth in Gonzales, in an efficient and effective manner.

DEPARTMENTAL PROGRAMS

- This fund is used for improvements to the water system required to accommodate growth in Gonzales.
- This fund assesses and collects appropriate fees to fund needed water system improvements for planned growth.

ACCOMPLISHMENTS FOR FY 2019-2020

- Collected approved impact fees from development projects.
- Continue to fund and work on completing Well 7.

DEPARTMENTAL GOALS FOR FY 2020-2021

- Collect impact fees as appropriate from development.
- Update the water impact fee study.
- Complete and bring online Well 7.

FY 2020-2021 RECOMMENDED BUDGET

This Fund's FY 2020-2021 Recommended Budget represents an increase of \$16,500 or 6% in expenditures, and no change in revenues, when compared to the FY 2019-2020 Approved Budget. As a result, the Requested Net Cost is increased by \$16,500.

Estimated Fund Balance

The year-end Fund Balance is estimated to be \$987,349 as of June 30, 2020, which is sufficient to cover the Fund's Net Cost.

Revenues

Revenues are anticipated from development. Conservative estimates are used in the budget process.

Personnel

There are no personnel costs reflected in this budget.

Services and Supplies

This budget reflects funds to further develop water system modeling for future system needs.

Capital Projects/Fixed Assets

Funding for the equipping of Well #7 is the only capital project reflected in the budget.

MAJOR POLICY CONSIDERATIONS

There are no major policy considerations reflected in the budget.

BUDGET WORKSHEET

City Of Gonzales

Month: 5/31/2020	Prior	Current Year			(6)	(7)	(8)	
	Year	Original	Amended	Actual Thru	Estimated			
	Actual	Budget	Budget	May	Total	3rd QTR Proj.	Y20/21 Recom	
Fund: 240 - Water Impact Fund								
Revenues								
Dept: 000								
5273.000	Water Impact Fees	33,536	30,000	30,000	462	30,000	30,000	30,000
5276.000	Water Impact Fire Protection	55,640	0	0	0	0		
5510.000	Investment Income	0	0	0	0	0		
5515.000	Interest Income	7,830	6,000	6,000	5,505	6,000	6,000	6,000
5820.000	Other Income - Misc Payments	0	0	0	0	0		
5860.000	Principal Payments Received	0	0	0	0	0		
Dept: 000		97,006	36,000	36,000	5,967	36,000	36,000	36,000
	Total Revenues	97,006	36,000	36,000	5,967	36,000	36,000	36,000
Expenditures								
Dept: 000								
6210.000	Special Departmental Expenses	0	0	0	0	0		
6211.000	Office Supplies	0	0	0	0	0		
6212.000	Maintenance Supplies	27	0	0	0	0		
6225.000	Utilities	0	0	0	14,401	0	14,500	14,500
6235.000	Engineering and Surveying	0	10,000	10,000	0	10,000	10,000	10,000
6245.000	Other Contractual Services	953	1,000	1,000	5,729	1,000	3,000	3,000
6255.000	Liability Insurance	0	0	0	0	0		
6530.000	Capital Outlay-Improvements	0	250,000	250,000	0	250,000		250,000
Dept: 000		980	261,000	261,000	20,130	261,000	27,500	277,500
	Total Expenditures	980	261,000	261,000	20,130	261,000	27,500	277,500
	Water Impact Fund	96,026	-225,000	-225,000	-14,163	-225,000	8,500	-241,500

Attachment: Budget FY 20-21 (1789 : FY 2020-2021 City and Successor Agency Budget)

**Public Facilities Impact Fund
Budget Narrative for FY 2020-2021
Budget Fund 241**

DEPARTMENTAL MISSION

This Impact Fund is administered to provide public facilities required by planned growth in Gonzales.

DEPARTMENTAL PROGRAMS

This fund is used to track expenditures for improvements to City general facilities impacted and/or needed, as a result of development, and/or growth.

ACCOMPLISHMENTS FOR FY 2019-2020

- Further developed the Gonzales Youth Council proposed Teen Innovation Center.
- Completed the Council Chambers re-roof project.

DEPARTMENTAL GOALS FOR FY 2020-2021

- Finalize the design work for the Teen Innovation Center.
- Refine the existing Agreement with Monterey County Free Library to begin developing the new Library project.

FY 2020-2021 RECOMMENDED BUDGET

The Department's FY 2020-2021 Recommended Budget represents no change in revenues and expenditures, when compared to the FY 2019-2020 Approved Budget. As a result, the Requested Net Cost remains unchanged at (\$14,400).

Estimated Fund Balance

The year-end Fund Balance is estimated to be \$59,777 as of June 30, 2020, which is more than sufficient to offset the fund's net cost.

Revenues

This budget reflects revenues expected from development.

Personnel

There are no personnel costs reflected in this budget.

Services and Supplies

This budget reflects funds to plan for improved public facilities as growth occurs, primarily the Teen Innovation Center.

Capital Projects/Fixed Assets

There are no capital improvements presented in this budget.

MAJOR POLICY CONSIDERATIONS

There are no major policy considerations reflected in this budget.

BUDGET WORKSHEET

City Of Gonzales

Month: 5/31/2020	Prior	Current Year			(6)	(7)	(8)
	Year Actual	Original Budget	Amended Budget	Actual Thru May	Estimated Total	3rd QTR Proj.	Y20/21 Recom
Fund: 241 - Public Facilities Impact Mitig							
Revenues							
Dept: 000							
5277.000 Public Facilities Impact Fees	19,110	10,000	10,000	0	10,000	10,000	10,000
5515.000 Interest Income	1,189	600	600	852	600	600	600
Dept: 000	20,299	10,600	10,600	852	10,600	10,600	10,600
Total Revenues	20,299	10,600	10,600	852	10,600	10,600	10,600
Expenditures							
Dept: 000							
6210.000 Special Departmental Expenses	0	0	0	0	0		
6212.000 Maintenance Supplies	0	0	0	0	0		
6245.000 Other Contractual Services	585	25,000	25,000	4,379	25,000	25,000	25,000
6275.000 Subscriptions and Training	0	0	0	0	0		
6530.000 Capital Outlay-Improvements	0	0	0	0	0		
Dept: 000	585	25,000	25,000	4,379	25,000	25,000	25,000
Total Expenditures	585	25,000	25,000	4,379	25,000	25,000	25,000
Public Facilities Impact Mitig	19,714	-14,400	-14,400	-3,527	-14,400	-14,400	-14,400

Attachment: Budget FY 20-21 (1789 : FY 2020-2021 City and Successor Agency Budget)

**Public Uses Impact Fund
Budget Narrative for FY 2020-2021
Budget Fund 242**

DEPARTMENTAL MISSION

This impact fund is administered to provide public uses required by planned growth in Gonzales, in an efficient and effective manner.

DEPARTMENTAL PROGRAMS

This Fund is used to track expenditures for improvements or construction of the Community Center or other community facilities impacted, and/or needed as a result of development, and/or growth.

ACCOMPLISHMENTS FOR FY 2019-2020

- Pursuant to Council direction, re-energized the efforts for the Community Center.
- A Community Center Town Hall virtual meeting was held to receive public input.
- A conceptual design of the Community Center was updated and presented to the City Council and Community.

DEPARTMENTAL GOALS FOR FY 2020-2021

- Continue to collect impact funds.
- Work with community and other partners as appropriate to continue to develop the Community Center, and move it to the Preliminary Design phase.
- Establish a Community Center Residents Advisory Committee to continue to move this project forward.
- Continue to work with the GUSD on constructing a much needed second Elementary School.

FY 2020-2021 RECOMMENDED BUDGET

The Department's FY 2020-2021 Recommended Budget represents essentially no change in expenditures and revenues when compared to the FY 2019-2020 Approved Budget. As a result, the Net Cost remains unchanged.

Estimated Fund Balance

The year-end Fund Balance is estimated to be \$10,087 as of June 30, 2020, which is more than adequate to cover the fund's net cost.

Revenues

This budget reflects minor interest revenues.

Expenditures

The budget reflects a small appropriation to cover some of the expenditures necessary to continue to move the Community Center forward.

MAJOR POLICY CONSIDERATIONS

Continue working with the Community and Council to move forward the Community Center project.

BUDGET WORKSHEET

City Of Gonzales

Month: 5/31/2020	Prior	Current Year			(6)	(7)	(8)
	Year Actual	Original Budget	Amended Budget	Actual Thru May	Estimated Total	3rd QTR Proj.	Y20/21 Recom
Fund: 242 - Public Uses Mitigation Fees							
Revenues							
Dept: 000							
5277.000 Public Facilities Impact Fees	0	0	0	0	0		
5515.000 Interest Income	380	200	200	272	200	200	300
Dept: 000	380	200	200	272	200	200	300
Total Revenues	380	200	200	272	200	200	300
Expenditures							
Dept: 000							
6210.000 Special Departmental Expenses	0	0	0	0	0		
6235.000 Engineering and Surveying	0	10,000	10,000	0	10,000	7,000	10,000
6245.000 Other Contractual Services	585	0	0	4,379	0	3,000	
Dept: 000	585	10,000	10,000	4,379	10,000	10,000	10,000
Total Expenditures	585	10,000	10,000	4,379	10,000	10,000	10,000
Public Uses Mitigation Fees	-205	-9,800	-9,800	-4,107	-9,800	-9,800	-9,700

Attachment: Budget FY 20-21 (1789 : FY 2020-2021 City and Successor Agency Budget)

**Aquatics Facilities Impact Fund
Budget Narrative for FY 2020-2021
Budget Fund 243**

DEPARTMENTAL MISSION

This impact fund is administered by the Aquatics Program, which supports the Vision and Mission of the City by providing a safe environment for aquatic recreation; teaching aquatic safety through swim lessons; providing opportunities for Gonzales residents to enjoy aquatic recreation; and managing fiscal resources responsibly.

DEPARTMENTAL PROGRAMS

This fund is used to track expenditures for improvements to the Aquatics Facility.

ACCOMPLISHMENTS FOR FY 2019-2020

- There was no activity in this Fund.

DEPARTMENTAL GOALS FOR FY 2020-2021

- Continue to collect Impact Funds.

FY 2020-2021 RECOMMENDED BUDGET

The Department's FY 2020-2021 Recommended Budget reflects no activity. As a result, the Net Cost is zero.

Revenues

This budget reflects no revenues.

Expenditures

There are no expenditures reflected in this budget.

MAJOR POLICY CONSIDERATIONS

There are no major policy considerations at this time.

BUDGET WORKSHEET

City Of Gonzales

Month: 5/31/2020	Prior	Current Year			(6)	(7)	(8)
	Year Actual	Original Budget	Amended Budget	Actual Thru May	Estimated Total	3rd QTR Proj.	Y20/21 Recom
Fund: 243 - Aquatic Facilities Mitigation							
Revenues							
Dept: 000							
5277.000 Public Facilities Impact Fees	0	0	0	0	0		
5515.000 Interest Income	0	0	0	0	0		
5930.000 Transfer from General Fund	380	0	0	0	0		
5958.000 Transfer from Fund 460	0	0	0	0	0		
Dept: 000	380	0	0	0	0	0	0
Total Revenues	380	0	0	0	0	0	0
Expenditures							
Dept: 000							
6210.000 Special Departmental Expenses	0	0	0	0	0		
6212.000 Maintenance Supplies	0	0	0	0	0		
6245.000 Other Contractual Services	1,737	0	0	0	0		
6530.000 Capital Outlay-Improvements	0	0	0	0	0		
Dept: 000	1,737	0	0	0	0	0	0
Total Expenditures	1,737	0	0	0	0	0	0
Aquatic Facilities Mitigation	-1,357	0	0	0	0	0	0

Attachment: Budget FY 20-21 (1789 : FY 2020-2021 City and Successor Agency Budget)

**Animal Control Facilities Impact Fees Fund
Budget Narrative for FY 2020-2021
Budget Fund 244**

DEPARTMENTAL MISSION

This fund is administered by the Gonzales Police Department who supports the Vision and Mission of the City by providing public safety services based on a cooperative community policing platform to ensure the safety of all of our residents, businesses, and visitors.

DEPARTMENTAL PROGRAMS

This fund is used to track the revenues and expenditures for improvements to the Animal Control Holding Facility, from Impact Fees collected from new development with the City.

ACCOMPLISHMENTS FOR FY 2019-2020

- The Gonzales Animal Control Holding Facility used for temporarily holding animals, continued to meet the needs of the community.
- The Animal Control Officer did community outreach and enforcement to bring most of the dogs owed in the City into compliance with vaccinations and licensing.

DEPARTMENTAL GOALS FOR FY 2020-2021

- Continue to collect Animal Control Facility Impact Fees for all new development in the City.

FY 2020-2021 RECOMMENDED BUDGET

The Department's FY 2020-2021 Recommended Budget reflects no activity.

Revenues & Expenditures

There is no activity expected in this Fund.

MAJOR POLICY CONSIDERATIONS

There are no major policy considerations reflected in this budget.

BUDGET WORKSHEET

City Of Gonzales

Month: 5/31/2020	Prior	Current Year			(6)	(7)	(8)
	Year Actual	Original Budget	Amended Budget	Actual Thru May	Estimated Total	3rd QTR Proj.	Y20/21 Recom
Fund: 244 - Animal Control Facilities Miti							
Revenues							
Dept: 000							
5277.000 Public Facilities Impact Fees	0	0	0	0	0		
5930.000 Transfer from General Fund	413	0	0	0	0		
5958.000 Transfer from Fund 460	0	0	0	0	0		
Dept: 000	413	0	0	0	0	0	0
Total Revenues	413	0	0	0	0	0	0
Expenditures							
Dept: 000							
6210.000 Special Departmental Expenses	0	0	0	0	0		
6212.000 Maintenance Supplies	0	0	0	0	0		
6245.000 Other Contractual Services	585	0	0	0	0		
6530.000 Capital Outlay-Improvements	0	0	0	0	0		
Dept: 000	585	0	0	0	0	0	0
Total Expenditures	585	0	0	0	0	0	0
Animal Control Facilities Miti	-172	0	0	0	0	0	0

Attachment: Budget FY 20-21 (1789 : FY 2020-2021 City and Successor Agency Budget)

**Storm Drainage Facilities Impact Fee
Budget Narrative for FY 2020-2021
Budget Fund 245**

DEPARTMENTAL MISSION

This impact fund is administered to provide storm drainage facilities to meet the needs of planned growth in Gonzales in an efficient and effective manner.

DEPARTMENTAL PROGRAMS

This fund is used to improve the stormwater drainage systems, necessary to accommodate growth within the City.

ACCOMPLISHMENTS FOR FY 2019-2020

- Initiated the update of the impact fees to match new requirements.

DEPARTMENTAL GOALS FOR FY 2020-2021

- Continue collection of appropriate stormwater drainage facilities impact funds.
- Complete the stormwater permit.
- Conclude the impact fee update to match new requirements.

FY 2020-2021 RECOMMENDED BUDGET

This Fund's FY 2020-2021 Recommended Budget represents a reduction of (\$3,000) or (60%) in expenditures, and (\$1,340) or (6%) in revenues, when compared to the FY 2019-2020 Approved Budget. As a result, the Requested Net Cost is decreased by (\$1,660).

Revenues

Minimal revenues are anticipated from development.

Personnel

There are no personnel costs reflected in this budget.

Services and Supplies

This budget reflects minimal funding to assist in funding long-term growth needs.

Capital Projects/Fixed Assets

There are no capital projects/fixed assets reflected in this budget.

MAJOR POLICY CONSIDERATIONS

Consideration of developing Drainage Master Plans are required with all new development. In addition, consideration should be given to developing a funding source for ongoing stormwater permit compliance.

BUDGET WORKSHEET

City Of Gonzales

	Prior Year Actual	Original Budget	Amended Budget	Current Year Actual Thru May	Estimated Total	(6) 3rd QTR Proj.	(7) FY20/21 Recom	(8)
Month: 5/31/2020								
Fund: 245 - Storm Drainage Facil Impact								
Revenues								
Dept: 000								
5279.000 Storm Drainage Impact Fees	33,950	21,340	21,340	0	21,340	21,340	20,000	
5515.000 Interest Income	0	0	0	0	0			
Dept: 000	33,950	21,340	21,340	0	21,340	21,340	20,000	0
Total Revenues	33,950	21,340	21,340	0	21,340	21,340	20,000	0
Expenditures								
Dept: 000								
6210.000 Special Departmental Expenses	0	0	0	0	0			
6235.000 Engineering and Surveying	0	0	0	3,045	0	2,000	2,000	
6245.000 Other Contractual Services	585	5,000	5,000	4,379	5,000	3,000		
Dept: 000	585	5,000	5,000	7,424	5,000	5,000	2,000	0
Total Expenditures	585	5,000	5,000	7,424	5,000	5,000	2,000	0
Storm Drainage Facil Impact	33,365	16,340	16,340	-7,424	16,340	16,340	18,000	0

Attachment: Budget FY 20-21 (1789 : FY 2020-2021 City and Successor Agency Budget)

**Park Impact
Budget Narrative for FY 2020-2021
Budget Fund 250**

DEPARTMENTAL MISSION

This impact fund is administered to improve Gonzales' Park System to accommodate planned growth.

DEPARTMENTAL PROGRAMS

- This fund collects approved fees from development projects.
- This fund is used to finance park improvement projects required for planned growth.

ACCOMPLISHMENTS FOR FY 2019-2020

- There was no activity in this fund for this fiscal year.

DEPARTMENTAL GOALS FOR FY 2020-2021

- Adequately plan park improvements.
- Collect proper fees from new development.

FY 2020-2021 RECOMMENDED BUDGET

This Fund's FY 2020-2021 Recommended Budget represents no change in expenditures or revenues, when compared to the FY 2019-2020 Approved Budget; As a result, the requested Net Cost remains unchanged.

Estimated Fund Balance

The year-end Fund Balance is estimated to be \$2,000 as of June 30, 2020.

Revenues

No revenues are reflected. The next infusion of revenue to this fund will occur when the next housing project materializes.

Personnel

There are no personnel costs reflected in this budget.

Services and Supplies

The budget reflects no services and supplies.

Capital Projects/Fixed Assets

The budget reflects no capital projects.

MAJOR POLICY CONSIDERATIONS

In the future, when funding is identified, completing a “Park Master Plan” would be valuable to coordinate future parks and open space.

BUDGET WORKSHEET

City Of Gonzales

Month: 5/31/2020	Prior	Current Year			(6)	(7)	(8)
	Year Actual	Original Budget	Amended Budget	Actual Thru May	Estimated Total	3rd QTR Proj.	Y20/21 Recom
Fund: 250 - Park Impact Fund							
Revenues							
Dept: 000							
5274.000	0	0	0	0	0		
5275.000	0	0	0	0	0		
5277.000	0	0	0	0	0		
5510.000	0	0	0	0	0		
5515.000	0	0	0	0	0		
5521.000	0	0	0	0	0		
5820.000	0	0	0	0	0		
5826.000	0	0	0	0	0		
Dept: 000	0	0	0	0	0	0	0
Total Revenues	0	0	0	0	0	0	0
Expenditures							
Dept: 000							
6210.000	0	0	0	0	0		
6212.000	158	0	0	0	0		
6230.000	0	0	0	0	0		
6235.000	0	0	0	0	0		
6245.000	585	0	0	0	0		
6260.000	0	0	0	0	0		
6275.000	0	0	0	0	0		
6530.000	0	0	0	0	0		
6610.000	0	0	0	0	0		
6620.000	0	0	0	0	0		
Dept: 000	743	0	0	0	0	0	0
Total Expenditures	743	0	0	0	0	0	0
Park Impact Fund	-743	0	0	0	0	0	0

Attachment: Budget FY 20-21 (1789 : FY 2020-2021 City and Successor Agency Budget)

**Intersection Improvement Fund
Budget Narrative for FY 2020-2021
Budget Fund 260**

DEPARTMENTAL MISSION

This impact fund is administered to provide traffic projects needed for growth around intersection improvements in an efficient and effective manner. This fund was set up to fund the future improvements on Fifth Street at US 101.

DEPARTMENTAL PROGRAMS

- Traffic intersection improvements.

ACCOMPLISHMENTS FOR FY 2019-2020

- Maintained the funds for the future intersection improvements on Fifth Street.
- Developed new ideas to improve the traffic on the Fifth Street Overpass.
- Solidified the Pilot Program directing vehicles at the on/off ramps during school hours.

DEPARTMENTAL GOALS FOR FY 2020-2021

- Continue to collect fair share of improvement costs from approved development projects for traffic improvements on Fifth Street.
- Explore new ways to improve vehicle movement across the Fifth Street Bridge.

FY 2020-2021 RECOMMENDED BUDGET

This Fund's FY 2020-2021 Recommended Budget represents no change in expenditures and revenues, when compared to the FY 2019-2020 Approved Budget. As a result, the Requested Net Cost remains unchanged.

Estimated Fund Balance

The year-end Fund Balance is estimated to be \$125,971 as of June 30, 2020, which is enough to cover this Fund's Net Cost.

Revenues

Revenues reflected in the budget are interest earnings.

Personnel

There are no personnel costs reflected in this budget.

Services and Supplies

This area includes a set aside for planning and engineering to further development improvements to the traffic flow on the Fifth Street Bridge.

Capital Projects/Fixed Assets

This area includes a set aside for projects that may be developed and brought forth to the City Council for consideration and approval.

MAJOR POLICY CONSIDERATIONS

As the City grows within the Sphere of Influence area, the Fifth Street Bridge will experience more traffic. As a result, these developments will be responsible for improvements in traffic flow and other areas due to impacts to congested intersections.

BUDGET WORKSHEET

City Of Gonzales

Month: 5/31/2020	Prior	Current Year			(6)	(7)	(8)
	Year	Original	Amended	Actual Thru	Estimated	3rd QTR Proj.	Y20/21 Recom
	Actual	Budget	Budget	May	Total		
Fund: 260 - Intersection Improvement Fund							
Revenues							
Dept: 000							
5275.000	Signalization Fees	0	0	0	0		
5515.000	Interest Income	2,170	1,500	1,500	1,480	1,500	1,500
	Dept: 000	2,170	1,500	1,500	1,480	1,500	1,500
	Total Revenues	2,170	1,500	1,500	1,480	1,500	1,500
Expenditures							
Dept: 000							
6210.000	Special Departmental Expenses	0	0	0	0		
6235.000	Engineering and Surveying	0	10,000	10,000	0	10,000	10,000
6245.000	Other Contractual Services	0	0	0	0		
6530.000	Capital Outlay-Improvements	0	250,000	250,000	0	250,000	250,000
	Dept: 000	0	260,000	260,000	0	260,000	260,000
	Total Expenditures	0	260,000	260,000	0	260,000	260,000
	Intersection Improvement Fund	2,170	-258,500	-258,500	1,480	-258,500	1,500

Attachment: Budget FY 20-21 (1789 : FY 2020-2021 City and Successor Agency Budget)

**California Breeze Parks and Open Space
Maintenance Assessment Districts Phase I, II, & III
Budget Narrative for FY 2020-2021
Budget Fund 270**

DEPARTMENTAL MISSION

These Assessment Districts provide maintenance for parks and open space areas in the California Breeze subdivision.

DEPARTMENTAL PROGRAMS

- Maintain Meyer Park.
- Maintain street landscaping in the California Breeze Subdivision.
- Maintain drainage ponds.

ACCOMPLISHMENTS FOR FY 2019-2020

- Maintained Meyer Park.
- Maintained street landscaping in the California Breeze Subdivision.
- Maintained drainage ponds.
- Improved landscape maintenance.

FUND GOALS FOR FY 2020-2021

- Continue to maintain Meyer Park.
- Resurface the basketball court.
- Replace the tot lot.

FY 2020-2021 RECOMMENDED BUDGET

This Fund's FY 2020-2021 Recommended Budget represents an increase of \$5,986 or 6.2% in expenditure and a decrease of (\$15,500) or (16%) in revenues, when compared to the FY 2019-2020 Approved Budget. As a result, the Requested Net Cost is increased by \$21,486.

Revenues

The decrease is based on prior year activity.

Personnel

This fund's budget pays for contract landscape maintenance services and Public Works staff's time spent maintaining areas of the California Breeze Subdivision.

Services and Supplies

This category reflects the necessary items to provide required maintenance to the district's facilities. In addition, it funds the landscape maintenance contract.

Capital Projects/Fixed Assets

The Budget reflects no capital projects or fixed assets.

MAJOR POLICY CONSIDERATIONS

The turf and irrigation system at Meyer Park will need replacement in the future as funds accrue.

BUDGET WORKSHEET

City Of Gonzales

Month: 5/31/2020	Prior	Current Year			(6)	(7)	(8)
	Year Actual	Original Budget	Amended Budget	Actual Thru May	Estimated Total	3rd QTR Proj.	FY20/21 Recom
Fund: 270 - CA Breeze Park Maintenance							
Revenues							
Dept: 000							
5110.000	90,970	92,500	92,500	76,602	92,500	77,000	77,000
5120.000	0	0	0	0	0		
5130.000	239	0	0	911	0	911	
5140.000	0	0	0	0	0		
5515.000	942	500	500	4	500	500	500
Dept: 000	92,151	93,000	93,000	77,517	93,000	78,411	77,500
Total Revenues	92,151	93,000	93,000	77,517	93,000	78,411	77,500
Expenditures							
Dept: 000							
6110.000	28,879	27,298	27,298	26,863	27,298	27,298	28,335
6111.000	1,416	400	400	890	400	800	400
6112.000	0	0	0	0	0		
6113.000	66	0	0	148	0	130	840
6131.000	0	0	0	0	0		285
6132.000	3,228	5,330	5,330	2,031	5,330	5,330	5,580
6140.000	291	447	447	228	447	447	470
6150.000	615	923	923	923	923	923	1,670
6160.000	2,256	2,161	2,161	2,063	2,161	2,161	2,265
6170.000	6,800	5,940	5,940	7,135	5,940	6,800	5,940
6210.000	921	1,000	1,000	3,870	1,000	4,000	4,000
6211.000	0	0	0	0	0		
6212.000	624	800	800	2	800	500	500
6220.000	0	0	0	0	0		
6225.000	10,505	12,000	12,000	7,788	12,000	12,000	12,000
6226.000	0	0	0	0	0		
6230.000	231	100	100	84	100	100	100
6235.000	1,642	5,000	5,000	1,501	5,000	5,000	5,000
6245.000	27,347	30,000	30,000	19,661	30,000	30,000	30,000
6260.000	0	0	0	0	0		
6530.000	167,527	0	0	0	0		
6542.000	0	0	0	0	0		
6900.000	5,000	5,000	5,000	5,000	5,000	5,000	5,000
Dept: 000	257,348	96,399	96,399	78,187	96,399	100,489	102,385
Total Expenditures	257,348	96,399	96,399	78,187	96,399	100,489	102,385

Attachment: Budget FY 20-21 (1789 : FY 2020-2021 City and Successor Agency Budget)

BUDGET WORKSHEET

City Of Gonzales

Month: 5/31/2020	Prior Year	Current Year				(6)	(7)	(8)
	Actual	Original Budget	Amended Budget	Actual Thru May	Estimated Total	3rd QTR Proj.	FY20/21 Recom	
CA Breeze Park Maintenance	-165,197	-3,399	-3,399	-670	-3,399	-22,078	-24,885	0

Attachment: Budget FY 20-21 (1789 : FY 2020-2021 City and Successor Agency Budget)

**California Breeze Benefit Assessment Districts
Budget Narrative for FY 2020-2021
Budget Funds 280, 290, and 300**

DEPARTMENTAL MISSION

These Assessment Districts are administered to provide safe and effective improvements in the California Breeze Subdivision. The streets, streetlights, drainage pond, and storm drains are maintained in the most efficient manner possible. for the benefit of the residents of the subdivision

DEPARTMENTAL PROGRAMS

- Maintain streets, street lighting, sweeping, striping, and signage in the California Breeze Subdivision.
- Maintain the stormwater drainage system in the California Breeze Subdivision.

ACCOMPLISHMENTS FOR FY 2019-2020

- Maintained street lights.
- Maintained street sweeping in the California Breeze Subdivision.
- Maintained the stormwater drainage system in the California Breeze Subdivision.

DEPARTMENTAL GOALS FOR FY 2020-2021

- Maintain streets of the California Breeze Subdivision in the most efficient and effective manner within the approved budget.
- Stripe streets as needed.
- Replace street signs as needed.
- Maintain street sweeping program.

FY 2020-2021 RECOMMENDED BUDGET

FUND 280 - California Breeze Phase I

This Fund's FY 2020-2021 Recommended Budget represents an increase of \$69 or .5% in expenditures, and a decrease of (\$100) or (.6%) in revenues, when compared to the FY 2019-2020 Approved Budget. As a result, the Requested Net Cost is decreased by (\$169).

FUND 290 - California Breeze Phase II

This Fund's FY 2020-2021 Recommended Budget remains essentially unchanged, when compared to the FY 2019-2020 Approved Budget. As a result, the Requested Net Cost is decreased by (\$1,078).

FUND 300 - California Breeze Phase III

This Fund's FY 2020-2021 Recommended Budget remains unchanged, when compared to the FY 2019-2020 Approved Budget. As a result, the Requested Net Cost is decreased by (\$294).

Estimated Fund Balance

The year-end Fund Balances estimate for all three funds combined is \$132,682 as of June 30, 2020.

Revenues

Revenues, which are special assessments, are projected to decrease slightly.

Personnel

These budgets pay for Public Works Department staff that maintains the districts' assets.

Services and Supplies

These budgets pay for street lights and maintenance supplies required to provide the best public streets, and drainage to meet the needs of area residents. In addition, it reflects:

- Clearing and dredging the percolation pond.
- This fund's share of the Stormwater Plan.
- A proactive Street Sign Replacement Program.
- The development of a Street Maintenance Plan as part of the pavement management plan.

Capital Projects/Fixed Assets

There is no capital outlay reflected in these budgets.

MAJOR POLICY CONSIDERATIONS

The property tax assessments generated by these three districts, are intended to minimize the maintenance financial obligations generated by the development of this subdivision on the City's General Fund. The street repair funds are accumulated for large street repairs. All three districts will fund road repairs and striping as funds become available.

BUDGET WORKSHEET

City Of Gonzales

Month: 5/31/2020	Prior	Current Year			(6)	(7)	(8)
	Year	Original	Amended	Actual Thru	Estimated		
Fund: 280 - CA Breeze Maintenance #1	Actual	Budget	Budget	May	Total	3rd QTR Proj.	Y20/21 Recom
Revenues							
Dept: 000							
5110.000 Property Taxes-Secured	15,009	15,300	15,300	14,957	15,300	15,000	15,000
5130.000 Property Taxes-Prior Year	104	0	0	0	0		
5515.000 Interest Income	760	400	400	544	400	600	600
Dept: 000	15,873	15,700	15,700	15,501	15,700	15,600	15,600
Total Revenues	15,873	15,700	15,700	15,501	15,700	15,600	15,600
Expenditures							
Dept: 000							
6110.000 Salaries-Regular Pay	2,409	2,600	2,600	2,336	2,600	2,600	2,760
6111.000 Salaries-Overtime Pay	4	20	20	0	20	20	20
6112.000 Salaries-Extra Help	0	0	0	0	0		
6113.000 Salaries-Differentials	8	0	0	18	0	16	
6132.000 Retirement - PERS	301	494	494	189	494	494	525
6140.000 Life and Disability Insurance	27	43	43	22	43	43	45
6150.000 Workers Comp Insurance	49	74	74	74	74	74	135
6160.000 Social Security	179	200	200	174	200	200	215
6170.000 Health and Dental Insurance	260	475	475	230	475	475	475
6210.000 Special Departmental Expenses	360	750	750	0	750	350	350
6212.000 Maintenance Supplies	10	250	250	0	250		
6213.000 Oils and Lubricants	317	500	500	205	500	500	500
6225.000 Utilities	7,175	550	550	1,087	550	1,300	1,300
6230.000 Legal and Accounting	77	250	250	28	250	100	100
6235.000 Engineering and Surveying	547	1,400	1,400	473	1,400	1,400	1,400
6245.000 Other Contractual Services	273	0	0	0	0		
6248.000 Street Sweeping	0	0	0	0	0		
6260.000 Advertising	0	150	150	0	150		
6530.000 Capital Outlay-Improvements	0	0	0	0	0		
6900.000 Transfers to General Fund	4,000	4,000	4,000	4,000	4,000	4,000	4,000
Dept: 000	15,996	11,756	11,756	8,836	11,756	11,572	11,825
Total Expenditures	15,996	11,756	11,756	8,836	11,756	11,572	11,825
CA Breeze Maintenance #1	-123	3,944	3,944	6,665	3,944	4,028	3,775

Attachment: Budget FY 20-21 (1789 : FY 2020-2021 City and Successor Agency Budget)

BUDGET WORKSHEET

City Of Gonzales

Month: 5/31/2020	Prior	Current Year			(6)	(7)	(8)
	Year Actual	Original Budget	Amended Budget	Actual Thru May	Estimated Total	3rd QTR Proj.	FY20/21 Recom
Fund: 290 - CA Breeze Maintenance #2							
Revenues							
Dept: 000							
5110.000 Property Taxes-Secured	23,942	24,400	24,400	23,479	24,400	23,500	23,500
5120.000 Property Taxes-Unsecured	0	0	0	0	0		
5130.000 Property Taxes-Prior Year	92	0	0	744	0	744	
5140.000 Property Taxes-Supplemental	0	0	0	0	0		
5515.000 Interest Income	0	100	100	0	100		
Dept: 000	24,034	24,500	24,500	24,223	24,500	24,244	23,500
Total Revenues	24,034	24,500	24,500	24,223	24,500	24,244	23,500
Expenditures							
Dept: 000							
6110.000 Salaries-Regular Pay	4,216	4,550	4,550	4,089	4,550	4,550	4,830
6111.000 Salaries-Overtime Pay	6	35	35	0	35	35	35
6112.000 Salaries-Extra Help	0	0	0	0	0		
6113.000 Salaries-Differentials	14	0	0	31	0	27	
6132.000 Retirement - PERS	526	865	865	330	865	865	920
6140.000 Life and Disability Insurance	48	75	75	39	75	75	80
6150.000 Workers Comp Insurance	90	135	135	135	135	135	245
6160.000 Social Security	313	350	350	304	350	350	375
6170.000 Health and Dental Insurance	455	832	832	402	832	832	835
6210.000 Special Departmental Expenses	0	500	500	0	500	250	250
6212.000 Maintenance Supplies	0	500	500	0	500	250	250
6213.000 Oils and Lubricants	317	500	500	205	500	300	300
6225.000 Utilities	2,903	3,500	3,500	6,904	3,500	4,100	4,100
6230.000 Legal and Accounting	77	250	250	28	250	100	100
6235.000 Engineering and Surveying	547	2,500	2,500	473	2,500	2,500	2,500
6245.000 Other Contractual Services	20,416	0	0	0	0		
6248.000 Street Sweeping	0	0	0	0	0		
6260.000 Advertising	0	150	150	0	150		
6530.000 Capital Outlay-Improvements	0	0	0	0	0		
6900.000 Transfers to General Fund	5,000	5,000	5,000	5,000	5,000	5,000	5,000
6927.000 Transfer to Street Fund [130]	0	0	0	0	0		
Dept: 000	34,928	19,742	19,742	17,940	19,742	19,369	19,820
Total Expenditures	34,928	19,742	19,742	17,940	19,742	19,369	19,820
CA Breeze Maintenance #2	-10,894	4,758	4,758	6,283	4,758	4,875	3,680

Attachment: Budget FY 20-21 (1789 : FY 2020-2021 City and Successor Agency Budget)

BUDGET WORKSHEET

City Of Gonzales

Month: 5/31/2020	Prior	Current Year			(6)	(7)	(8)
	Year Actual	Original Budget	Amended Budget	Actual Thru May	Estimated Total	3rd QTR Proj.	FY20/21 Recom
Fund: 300 - CA Breeze Maintenance #3							
Revenues							
Dept: 000							
5110.000	26,687	26,900	26,900	26,453	26,900	26,500	26,500
5120.000	0	0	0	0	0		
5130.000	0	0	0	0	0		
5140.000	0	0	0	0	0		
5515.000	2,442	1,200	1,200	1,745	1,200	1,800	1,800
Dept: 000	29,129	28,100	28,100	28,198	28,100	28,300	28,300
Total Revenues	29,129	28,100	28,100	28,198	28,100	28,300	28,300
Expenditures							
Dept: 000							
6110.000	3,614	3,900	3,900	3,504	3,900	3,900	4,140
6111.000	5	30	30	0	30	30	30
6112.000	0	0	0	0	0		
6113.000	12	0	0	27	0	24	
6132.000	451	741	741	283	741	741	785
6140.000	41	65	65	33	65	65	70
6150.000	77	115	115	115	115	115	210
6160.000	269	300	300	261	300	300	320
6170.000	390	713	713	345	713	713	715
6210.000	0	500	500	0	500	250	250
6212.000	0	500	500	0	500	250	250
6213.000	317	500	500	205	500	300	300
6220.000	0	0	0	0	0		
6225.000	2,903	4,500	4,500	2,753	4,500	4,500	4,500
6230.000	77	250	250	28	250	250	250
6235.000	547	2,500	2,500	473	2,500	2,500	2,500
6245.000	266	0	0	0	0		
6248.000	0	0	0	0	0		
6260.000	0	150	150	0	150	150	150
6530.000	0	0	0	0	0		
6542.000	0	0	0	0	0		
6900.000	5,000	5,000	5,000	5,000	5,000	5,000	5,000
6927.000	0	0	0	0	0		
Dept: 000	13,969	19,764	19,764	13,027	19,764	19,088	19,470
Total Expenditures	13,969	19,764	19,764	13,027	19,764	19,088	19,470

Attachment: Budget FY 20-21 (1789 : FY 2020-2021 City and Successor Agency Budget)

BUDGET WORKSHEET

City Of Gonzales

Month: 5/31/2020	Prior Year	Current Year			(6)	(7)	(8)	
	Actual	Original Budget	Amended Budget	Actual Thru May	Estimated Total	3rd QTR Proj.	Y20/21 Recom	
CA Breeze Maintenance #3	15,160	8,336	8,336	15,171	8,336	9,212	8,830	0

Attachment: Budget FY 20-21 (1789 : FY 2020-2021 City and Successor Agency Budget)

**Canyon Creek Parks & Open Space
Maintenance Assessment Districts Phase I, II, & III
Budget Narrative for FY 2020-2021
Budget Fund 302**

DEPARTMENTAL MISSION

These Assessment Districts are administered to provide maintenance for parks and public open spaces in the Canyon Creek Subdivision.

DEPARTMENTAL PROGRAMS

- Maintain Canyon Creek Park and the Tot Lot Park.
- Maintain street landscaping in the Canyon Creek Subdivision.
- Maintain drainage pond.
- Manage slough clearing for maximize use of the Canyon Creek Park.

ACCOMPLISHMENTS FOR FY 2019-2020

- Maintained Canyon Creek parks.
- Maintained street landscaping in the Canyon Creek Subdivision.
- Maintained drainage pond.
- Cleared the slough when possible to prevent flooding of the park.
- Coordinated slough clearing with adjacent farming operations.
- Contracted landscape maintenance.

DEPARTMENTAL GOALS FOR FY 2020-2021

- Continue to maintain Canyon Creek parks so they can be used in the most efficient manner possible.
- Monitor contract landscaping maintenance.
- Continue to maintain drainage through the Canyon Creek park area through coordinated efforts with adjacent property owners.

FY 2020-2021 RECOMMENDED BUDGET

The Fund's FY 2020-2021 Recommended Budget represents an no real change in expenditures, and an increase of \$13,551 or 15% in revenues, when compared to the FY 2019-2020 Approved Budget. As a result, the Requested Net Cost decreased by (\$13,486).

Estimated Fund Balance

The year-end fund balance for this fund is estimated to be \$481,771 as of June 30, 2020.

Revenues

Revenues, which are special assessments, have been increased as a result of past activity.

Personnel

This fund's budget includes the landscape maintenance contract and compensates the Public Works Department for time spent maintaining areas of the Canyon Creek Subdivision.

Services and Supplies

This category reflects the necessary items to provide required maintenance to the district's facilities.

Included in this area are:

- A landscape contract.
- A study of when and how to develop the remaining parkland.

Capital Projects/Fixed Assets

The budget does not reflect any capital projects at this time.

MAJOR POLICY CONSIDERATIONS

The property tax assessments generated by these districts, are intended to minimize the maintenance financial obligations generated by the development of this subdivision on the City's General Fund. With time, it is hoped that these funds will be used to match other sources to build the full park.

BUDGET WORKSHEET

City Of Gonzales

Month: 5/31/2020	Prior	Current Year				(6)	(7)	(8)
	Year Actual	Original Budget	Amended Budget	Actual Thru May	Estimated Total	3rd QTR Proj.	Y20/21 Recom	
Fund: 302 - Canyon Creek Park & Park Maint								
Revenues								
Dept: 000								
5110.000	86,885	88,200	88,200	100,451	88,200	100,451	100,451	
5130.000	187	0	0	225	0	225		
5515.000	2,287	1,200	1,200	2,440	1,200	2,500	2,500	
Dept: 000	89,359	89,400	89,400	103,116	89,400	103,176	102,951	0
Total Revenues	89,359	89,400	89,400	103,116	89,400	103,176	102,951	0
Expenditures								
Dept: 000								
6110.000	3,793	4,154	4,154	3,731	4,154	4,154	4,095	
6111.000	0	0	0	0	0			
6112.000	0	0	0	0	0			
6113.000	15	0	0	33	0	29		
6114.000	0	0	0	0	0			
6131.000	0	0	0	0	0		145	
6132.000	458	757	757	292	757	757	775	
6140.000	41	67	67	33	67	67	70	
6150.000	69	104	104	104	104	104	185	
6160.000	275	307	307	269	307	307	315	
6170.000	669	594	594	726	594	700	595	
6210.000	464	1,000	1,000	0	1,000	500	500	
6212.000	51	1,000	1,000	0	1,000	500	500	
6220.000	0	0	0	0	0			
6225.000	914	2,000	2,000	1,008	2,000	1,500	1,500	
6230.000	294	500	500	84	500	500	500	
6235.000	1,642	2,500	2,500	1,501	2,500	2,500	2,500	
6245.000	25,538	30,000	30,000	37,634	30,000	31,868	31,868	
6248.000	0	0	0	0	0			
6260.000	0	500	500	0	500			
6530.000	58,990	0	0	0	0			
6542.000	0	0	0	0	0			
6900.000	0	0	0	0	0			
Dept: 000	93,213	43,483	43,483	45,415	43,483	43,486	43,548	0
Total Expenditures	93,213	43,483	43,483	45,415	43,483	43,486	43,548	0
Canyon Creek Park & Park Maint	-3,854	45,917	45,917	57,701	45,917	59,690	59,403	0

Attachment: Budget FY 20-21 (1789 : FY 2020-2021 City and Successor Agency Budget)

Canyon Creek Benefit Assessment Districts Phase I, II, & III Budget Narrative for FY 2020-2021 Budget Funds 304, 306, and 308

DEPARTMENTAL MISSION

These Assessment Districts are administered to provide safe and effective improvements in the Canyon Creek subdivision. The streets, streetlights, drainage pond, and stormwater drains are maintained in the most efficient manner possible for the benefit of the residents of the subdivision.

DEPARTMENTAL PROGRAMS

- Maintain street lighting, striping, and signage in the Canyon Creek Subdivision.
- Maintain the Stormwater Drainage System in the Canyon Creek Subdivision.

ACCOMPLISHMENTS FOR FY 2019-2020

- Maintained street lights.
- Maintained the Stormwater Drainage System.

DEPARTMENTAL GOALS FOR FY 2020-2021

- Maintain streets by repairing potholes, restriping, and replacing signs as needed.
- Provide graffiti abatement quickly.

FY 2020-2021 RECOMMENDED BUDGET

FUND 304 - Canyon Creek Phase I

This Fund's FY 2020-2021 Recommended Budget represents a decrease of (\$1,991) or (6.5%) in expenditures, and an increase of \$856 or 2.2% in revenues, when compared to the FY 2019-2020 Approved Budget. As a result, the Requested Net Cost is decreased by (\$2,847).

FUND 306 - Canyon Creek Phase II

This Fund's FY 2020-2021 Recommended Budget represents a decrease of (\$3,880) or (13%) in expenditures, and (\$600) or (1.5%) in revenues, when compared to the FY 2019-2020 Approved Budget. As a result, the Requested Net Cost is decreased by (\$3,280).

FUND 308 - Canyon Creek Phase III

This Fund's FY 2020-2021 Recommended Budget represents an increase of \$2,560 or 9.7% in expenditures, and \$3,000 or 5.7% in revenues, when compared to the FY 2019-2020 Approved Budget. As a result, the Requested Net Cost is decreased by (\$5,560).

Estimated Fund Balance

The year-end Fund Balances are estimated to be \$251,667 for Fund 304; \$215,434 for Fund 306; and \$325,335 for Fund 308 as of June 30, 2020.

Revenues

Revenues, which are special assessments, are based on prior year activity.

Personnel

These funds pay for Public Works staff that supports the districts' assets.

Services and Supplies

This Fund pays for the maintenance efforts and supplies related to the upkeep of the:

- Gonzales Slough.
- Canyon Creek storm drain lines.
- Canyon Creek Storm Water Retention Pond.
- Roadways including street lights, striping and signage.

Capital Projects/Fixed Assets

There is no capital outlay included in these budgets this fiscal year.

MAJOR POLICY CONSIDERATIONS

The property tax assessments generated by these three districts, are intended to minimize the maintenance financial obligations generated by the development of this subdivision on the City's general fund.

BUDGET WORKSHEET

City Of Gonzales

Month: 5/31/2020	Prior	Current Year			(6)	(7)	(8)
	Year Actual	Original Budget	Amended Budget	Actual Thru May	Estimated Total	3rd QTR Proj.	Y20/21 Recom
Fund: 304 - Canyon Creek Maintenance #1							
Revenues							
Dept: 000							
5110.000	37,157	37,600	37,600	37,656	37,600	37,656	37,656
5130.000	0	0	0	0	0		
5515.000	3,353	1,600	1,600	2,394	1,600	2,400	2,400
Dept: 000	40,510	39,200	39,200	40,050	39,200	40,056	40,056
Total Revenues	40,510	39,200	39,200	40,050	39,200	40,056	40,056
Expenditures							
Dept: 000							
6110.000	1,807	1,950	1,950	1,752	1,950	1,950	2,070
6111.000	3	0	0	0	0		15
6112.000	0	0	0	0	0		
6113.000	6	0	0	13	0	12	
6132.000	226	370	370	142	370	370	395
6140.000	20	32	32	17	32	32	35
6150.000	45	68	68	68	68	68	125
6160.000	134	150	150	130	150	150	160
6170.000	195	356	356	172	356	356	360
6210.000	360	2,500	2,500	0	2,500	1,125	1,125
6212.000	0	1,000	1,000	0	1,000	500	500
6213.000	317	500	500	205	500	300	300
6225.000	2,728	3,500	3,500	1,901	3,500	3,500	3,500
6230.000	77	250	250	28	250	250	250
6235.000	547	5,000	5,000	473	5,000	5,000	5,000
6245.000	1	10,000	10,000	0	10,000	10,000	10,000
6248.000	0	0	0	0	0		
6260.000	0	150	150	0	150		
6530.000	0	0	0	0	0		
6900.000	5,000	5,000	5,000	5,000	5,000	5,000	5,000
6927.000	0	0	0	0	0		
Dept: 000	11,466	30,826	30,826	9,901	30,826	28,613	28,835
Total Expenditures	11,466	30,826	30,826	9,901	30,826	28,613	28,835
Canyon Creek Maintenance #1	29,044	8,374	8,374	30,149	8,374	11,443	11,221

Attachment: Budget FY 20-21 (1789 : FY 2020-2021 City and Successor Agency Budget)

BUDGET WORKSHEET

City Of Gonzales

Month: 5/31/2020	Prior	Current Year			(6)	(7)	(8)
	Year Actual	Original Budget	Amended Budget	Actual Thru May	Estimated Total	3rd QTR Proj.	Y20/21 Recom
Fund: 306 - Canyon Creek Maintenance #2							
Revenues							
Dept: 000							
5110.000 Property Taxes-Secured	36,908	37,600	37,600	36,409	37,600	36,500	36,500
5130.000 Property Taxes-Prior Year	228	0	0	0	0		
5515.000 Interest Income	2,309	1,200	1,200	1,645	1,200	1,700	1,700
5821.000 Other Income - Reimbursements	0	0	0	0	0		
Dept: 000	39,445	38,800	38,800	38,054	38,800	38,200	38,200
Total Revenues	39,445	38,800	38,800	38,054	38,800	38,200	38,200
Expenditures							
Dept: 000							
6110.000 Salaries-Regular Pay	1,807	1,950	1,950	1,752	1,950	1,950	2,070
6111.000 Salaries-Overtime Pay	3	15	15	0	15	15	15
6112.000 Salaries-Extra Help	0	0	0	0	0		
6113.000 Salaries-Differentials	6	0	0	13	0	12	
6132.000 Retirement - PERS	226	370	370	142	370	370	400
6140.000 Life and Disability Insurance	20	32	32	17	32	32	35
6150.000 Workers Comp Insurance	45	68	68	68	68	68	125
6160.000 Social Security	134	150	150	130	150	150	160
6170.000 Health and Dental Insurance	195	356	356	172	356	356	356
6210.000 Special Departmental Expenses	0	2,500	2,500	0	2,500	1,250	1,250
6212.000 Maintenance Supplies	0	5,000	5,000	0	5,000	2,500	2,500
6213.000 Oils and Lubricants	317	500	500	205	500	300	300
6225.000 Utilities	2,552	3,500	3,500	1,901	3,500	3,500	3,500
6230.000 Legal and Accounting	77	250	250	28	250	250	250
6235.000 Engineering and Surveying	547	5,000	5,000	473	5,000	5,000	5,000
6245.000 Other Contractual Services	1	5,000	5,000	0	5,000	5,000	5,000
6248.000 Street Sweeping	0	0	0	0	0		
6260.000 Advertising	0	150	150	0	150		
6530.000 Capital Outlay-Improvements	0	0	0	0	0		
6900.000 Transfers to General Fund	5,000	5,000	5,000	5,000	5,000	5,000	5,000
6927.000 Transfer to Street Fund [130]	0	0	0	0	0		
Dept: 000	10,930	29,841	29,841	9,901	29,841	25,753	25,961
Total Expenditures	10,930	29,841	29,841	9,901	29,841	25,753	25,961
Canyon Creek Maintenance #2	28,515	8,959	8,959	28,153	8,959	12,447	12,239

Attachment: Budget FY 20-21 (1789 : FY 2020-2021 City and Successor Agency Budget)

BUDGET WORKSHEET

City Of Gonzales

Month: 5/31/2020	Prior	Current Year			(6)	(7)	(8)
	Year	Original	Amended	Actual Thru	Estimated		
	Actual	Budget	Budget	May	Total	3rd QTR Proj.	Y20/21 Recom
Fund: 308 - Canyon Creek Maintenance #3							
Revenues							
Dept: 000							
5110.000	Property Taxes-Secured	52,102	52,800	52,800	51,604	52,800	52,800
5130.000	Property Taxes-Prior Year	0	0	0	282	0	282
5515.000	Interest Income	2,396	0	0	2,977	0	3,000
5821.000	Other Income - Reimbursements	0	0	0	0	0	
<hr/>							
Dept: 000		54,498	52,800	52,800	54,863	52,800	56,082
<hr/>							
Total Revenues		54,498	52,800	52,800	54,863	52,800	56,082
<hr/>							
Expenditures							
Dept: 000							
6110.000	Salaries-Regular Pay	3,012	3,250	3,250	2,920	3,250	3,450
6111.000	Salaries-Overtime Pay	4	25	25	0	25	25
6113.000	Salaries-Differentials	10	0	0	22	0	20
6132.000	Retirement - PERS	376	618	618	236	618	618
6140.000	Life and Disability Insurance	34	54	54	28	54	54
6150.000	Workers Comp Insurance	69	104	104	104	104	185
6160.000	Social Security	224	250	250	218	250	250
6170.000	Health and Dental Insurance	325	594	594	287	594	594
6210.000	Special Departmental Expenses	0	2,500	2,500	0	2,500	1,250
6212.000	Maintenance Supplies	22	2,500	2,500	0	2,500	1,250
6213.000	Oils and Lubricants	0	500	500	0	500	250
6225.000	Utilities	2,632	3,000	3,000	1,901	3,000	3,000
6230.000	Legal and Accounting	77	250	250	28	250	250
6235.000	Engineering and Surveying	547	2,500	2,500	473	2,500	2,500
6245.000	Other Contractual Services	0	5,000	5,000	0	5,000	5,000
6248.000	Street Sweeping	0	0	0	0	0	
6260.000	Advertising	0	150	150	0	150	
6530.000	Capital Outlay-Improvements	0	0	0	0	0	
6900.000	Transfers to General Fund	5,000	5,000	5,000	5,000	5,000	5,000
6927.000	Transfer to Street Fund [130]	0	0	0	0	0	
<hr/>							
Dept: 000		12,332	26,295	26,295	11,217	26,295	23,415
<hr/>							
Total Expenditures		12,332	26,295	26,295	11,217	26,295	23,415
<hr/>							
Canyon Creek Maintenance #3		42,166	26,505	26,505	43,646	26,505	32,667
<hr/>							
							32,065
<hr/>							
							0

Attachment: Budget FY 20-21 (1789 : FY 2020-2021 City and Successor Agency Budget)

**Cipriani Estates Parks & Open Space Maintenance
Assessment District
Budget Narrative for FY 2020-2021
Budget Fund 310**

DEPARTMENTAL MISSION

This Assessment District is administered to provide maintenance for parks and open space areas in the Cipriani Estates Subdivision.

DEPARTMENTAL PROGRAMS

- Maintain Venice Way Park.
- Maintain entryway landscaping.

ACCOMPLISHMENTS FOR FY 2019-2020

- Maintained Venice Way Park.

DEPARTMENTAL GOALS FOR FY 2020-2021

- Continue the maintenance of the Venice Way Park.
- Add additional picnic equipment.

FY 2020-2021 RECOMMENDED BUDGET

The Fund's FY 2020-2021 Recommended Budget represents an overall decrease of (\$900) or (4.9%) in expenditures, and an increase of \$3,500 or 9.5% in revenues, when compared to the FY 2019-2020 Approved Budget. As a result, the Requested Net Cost is decreased by (\$4,400).

Estimated Fund Balance

The year-end Fund Balance is estimated to be \$102,403 as of June 30, 2020.

Revenues

Revenues, which are special assessments, have essentially remained constant.

Personnel

This fund's budget compensates the Public Works Department for time spent maintaining areas of the Cipriani Estates Subdivision.

Services and Supplies

This category reflects the necessary items to provide required maintenance to the district's facilities and a landscape maintenance contract.

Capital Projects/Fixed Assets

There are no capital projects or fixed assets reflected. It is anticipated that during the fiscal year, a play structure and/or shade structure, along with added table and barbecue pit, will be brought to the Council for approval, at which time, the budget will be amended.

MAJOR POLICY CONSIDERATIONS

There are no major policy considerations for this district at this time.

BUDGET WORKSHEET

City Of Gonzales

Month: 5/31/2020	Prior	Current Year			(6)	(7)	(8)
	Year Actual	Original Budget	Amended Budget	Actual Thru May	Estimated Total	3rd QTR Proj.	Y20/21 Recom
Fund: 310 - Cipriani Estates Park Maint							
Revenues							
Dept: 000							
5110.000	35,411	36,000	36,000	38,952	36,000	39,000	39,000
5120.000	0	0	0	0	0		
5130.000	0	0	0	0	0		
5515.000	2,060	1,000	1,000	1,476	1,000	1,500	1,500
Dept: 000	37,471	37,000	37,000	40,428	37,000	40,500	40,500
Total Revenues	37,471	37,000	37,000	40,428	37,000	40,500	40,500
Expenditures							
Dept: 000							
6132.000	0	0	0	0	0		
6210.000	143	500	500	0	500	250	250
6211.000	0	0	0	0	0		
6212.000	62	1,000	1,000	0	1,000	500	500
6225.000	389	500	500	367	500	500	500
6230.000	252	200	200	84	200	200	200
6235.000	1,638	3,000	3,000	1,410	3,000	3,000	3,000
6245.000	8,436	8,000	8,000	6,667	8,000	8,000	8,000
6248.000	0	0	0	0	0		
6255.000	2,792	0	0	0	0		
6260.000	0	150	150	0	150		
6510.000	0	0	0	0	0		
6530.000	0	0	0	0	0		
6542.000	0	0	0	0	0		
6900.000	5,000	5,000	5,000	5,000	5,000	5,000	5,000
Dept: 000	18,712	18,350	18,350	13,528	18,350	17,450	17,450
Total Expenditures	18,712	18,350	18,350	13,528	18,350	17,450	17,450
Cipriani Estates Park Maint	18,759	18,650	18,650	26,900	18,650	23,050	23,050

Attachment: Budget FY 20-21 (1789 : FY 2020-2021 City and Successor Agency Budget)

**Cipriani Estates Benefit Assessment District
Budget Narrative for FY 2020-2021
Budget Fund 312**

DEPARTMENTAL MISSION

This assessment district is administered to provide safe and effective public improvements in the Cipriani Estates subdivision. The streets, street lights, and storm drains will be maintained for the benefit of the residents of the subdivision in the most efficient manner possible.

DEPARTMENTAL PROGRAMS

- Maintain streets, lighting, striping, and signage in the Cipriani Estates Subdivision.
- Maintain the Stormwater Drainage System in the Cipriani Estates Subdivision.

ACCOMPLISHMENTS FOR FY 2019-2020

- Maintained street lights.
- Maintained the Storm Drainage System.

DEPARTMENTAL GOALS FOR FY 2020-2021

- Maintain streets in an efficient and effective manner.
- Repair potholes as needed.
- Restripe streets as needed.
- Fund street light utilities.
- Replace street signs as needed.

FY 2020-2021 RECOMMENDED BUDGET

This Fund's FY 2020-2021 Recommended Budget represents an overall decrease of (\$1,127) or (4.3%) in expenditures, and an increase of \$1,300 or 2.5% in revenues, when compared to the FY 2019-2020 Approved Budget. As a result, the Requested Net Cost is decreased by (\$2,427).

Estimated Fund Balance

The year-end Fund Balance is estimated to be \$463,634 as of June 30, 2020.

Revenues

Revenues, which are special assessments, have been constant.

Personnel

This budget pays for Public Works Department staff that maintains the district's assets.

Services and Supplies

This budget pays for maintenance supplies for streets and drainage to meet the needs of the area. In addition, this budget includes:

- Funds to maintain and improve the storm drain area.
- Funding a portion of a Stormwater Plan and a Master Plan for street maintenance.
- Maintaining the electric gate for emergency access as needed.
- Restriping and replacing signs as needed.

Capital Projects/Fixed Assets

There is no capital project included in this budget this fiscal year.

MAJOR POLICY CONSIDERATIONS

The property tax assessments generated by this district is intended to minimize the maintenance financial obligations generated by the development of this subdivision on the City's General Fund. There are no major policy considerations for this district.

BUDGET WORKSHEET

City Of Gonzales

Month: 5/31/2020	Prior	Current Year			(6)	(7)	(8)
	Year Actual	Original Budget	Amended Budget	Actual Thru May	Estimated Total	3rd QTR Proj.	Y20/21 Recom
Fund: 312 - Cipriani Estates Maintenance							
Revenues							
Dept: 000							
5110.000 Property Taxes-Secured	48,921	49,800	49,800	48,921	49,800	49,000	49,000
5120.000 Property Taxes-Unsecured	0	0	0	0	0		
5130.000 Property Taxes-Prior Year	0	0	0	0	0		
5515.000 Interest Income	4,580	2,500	2,500	4,525	2,500	4,600	4,600
Dept: 000	53,501	52,300	52,300	53,446	52,300	53,600	53,600
Total Revenues	53,501	52,300	52,300	53,446	52,300	53,600	53,600
Expenditures							
Dept: 000							
6110.000 Salaries-Regular Pay	2,409	2,600	2,600	2,336	2,600	2,600	2,760
6111.000 Salaries-Overtime Pay	4	20	20	0	20	20	20
6113.000 Salaries-Differentials	8	0	0	18	0	16	
6132.000 Retirement - PERS	301	494	494	189	494	494	525
6140.000 Life and Disability Insurance	27	43	43	22	43	43	45
6150.000 Workers Comp Insurance	57	85	85	85	85	85	150
6160.000 Social Security	179	200	200	174	200	200	215
6170.000 Health and Dental Insurance	260	475	475	230	475	475	475
6210.000 Special Departmental Expenses	0	0	0	0	0		
6212.000 Maintenance Supplies	0	2,500	2,500	0	2,500	1,250	1,250
6225.000 Utilities	2,926	3,500	3,500	2,256	3,500	3,500	3,500
6230.000 Legal and Accounting	252	200	200	84	200	200	200
6235.000 Engineering and Surveying	1,638	5,000	5,000	1,410	5,000	5,000	5,000
6245.000 Other Contractual Services	0	5,000	5,000	0	5,000	5,000	5,000
6248.000 Street Sweeping	0	0	0	0	0		
6251.000 Storm Drain Repairs	0	1,000	1,000	0	1,000	1,000	1,000
6260.000 Advertising	0	150	150	0	150		
6530.000 Capital Outlay-Improvements	0	0	0	0	0		
6900.000 Transfers to General Fund	5,000	5,000	5,000	5,000	5,000	5,000	5,000
6927.000 Transfer to Street Fund [130]	0	0	0	0	0		
Dept: 000	13,061	26,267	26,267	11,804	26,267	24,883	25,140
Total Expenditures	13,061	26,267	26,267	11,804	26,267	24,883	25,140
Cipriani Estates Maintenance	40,440	26,033	26,033	41,642	26,033	28,717	28,460

Attachment: Budget FY 20-21 (1789 : FY 2020-2021 City and Successor Agency Budget)

Gonzales Industrial Business Park Landscape District Budget Narrative for FY 2020-2021 Budget Fund 314

DEPARTMENTAL MISSION

This Assessment District is administered to provide maintenance of the open space areas in the Gonzales Industrial Business Park.

DEPARTMENTAL PROGRAMS

- Maintain the Gonzales Industrial Park public right-of-way landscaping.
- Maintain entrance ways to the Gonzales Industrial Park.
- Maintain the Percolation Pond.

ACCOMPLISHMENTS FOR FY 2019-2020

- Maintained the stormwater percolation pond.
- Maintained street landscaping.
- Worked with adjacent farming operations to minimize street problems.

DEPARTMENTAL GOALS FOR FY 2020-2021

- Maintain the stormwater percolation pond.
- Improve street landscaping maintenance.

FY 2020-2021 RECOMMENDED BUDGET

This Fund's FY 2020-2021 Recommended Budget represents an overall decrease of (\$2,575) or (6.4%) in expenditures, and an increase of \$8,478 or 43% in revenues, when compared to the FY 2019-2020 Approved Budget. As a result, the Requested Net Cost is decreased by (\$11,053).

Estimated Fund Balance

The year-end Fund Balance is estimated to be \$58,038 as of June 30, 2020, which is sufficient to offset this Fund's Net Cost.

Revenues

Revenues have been adjusted to reflect anticipated assessments based on prior year actuals.

Personnel

This fund's budget compensates the Public Works Department for time spent maintaining areas of the Industrial Park.

Services and Supplies

This category reflects the necessary items to provide required maintenance to the district's facilities and funds the landscape maintenance contract.

Capital Projects/Fixed Assets

There is no capital project included in this budget or this fiscal year.

MAJOR POLICY CONSIDERATIONS

The property tax assessments generated by this district, are intended to minimize the maintenance financial obligations generated by development of the Industrial Park on the City's General Fund.

BUDGET WORKSHEET

City Of Gonzales

Month: 5/31/2020	Prior	Current Year			(6)	(7)	(8)
	Year	Original	Amended	Actual Thru	Estimated		
	Actual	Budget	Budget	May	Total	3rd QTR Proj.	Y20/21 Recom
Fund: 314 - Gonzales Ind Pk Landscape Main							
Revenues							
Dept: 000							
5110.000	19,114	18,700	18,700	26,878	18,700	26,878	26,878
5515.000	1,207	700	700	858	700	1,000	1,000
5954.000	0	0	0	0	0		
Dept: 000	20,321	19,400	19,400	27,736	19,400	27,878	27,878
Total Revenues	20,321	19,400	19,400	27,736	19,400	27,878	27,878
Expenditures							
Dept: 000							
6110.000	6,037	6,500	6,500	5,841	6,500	6,500	6,895
6111.000	9	50	50	0	50	50	50
6113.000	7	0	0	45	0	39	
6132.000	752	1,235	1,235	472	1,235	1,235	1,310
6140.000	68	108	108	55	108	108	115
6150.000	135	203	203	203	203	203	365
6160.000	448	501	501	435	501	501	535
6170.000	651	1,188	1,188	575	1,188	1,188	1,190
6210.000	0	500	500	0	500	250	250
6212.000	0	1,500	1,500	0	1,500	750	750
6225.000	299	2,500	2,500	223	2,500	1,000	1,000
6230.000	336	500	500	84	500	500	500
6235.000	1,638	10,000	10,000	1,410	10,000	10,000	10,000
6245.000	7,841	10,000	10,000	8,302	10,000	10,000	10,000
6248.000	0	0	0	0	0		
6260.000	731	750	750	0	750		
6530.000	0	5,000	5,000	0	5,000	5,000	5,000
6927.000	0	0	0	0	0		
Dept: 000	18,952	40,535	40,535	17,645	40,535	37,324	37,960
Total Expenditures	18,952	40,535	40,535	17,645	40,535	37,324	37,960
Gonzales Ind Pk Landscape Main	1,369	-21,135	-21,135	10,091	-21,135	-9,446	-10,082

Attachment: Budget FY 20-21 (1789 : FY 2020-2021 City and Successor Agency Budget)

Gonzales Industrial Business Park Benefit Assessment District Budget Narrative for FY 2020-2021 Budget Fund 316

DEPARTMENTAL FUND MISSION

This Assessment District funds the maintenance of the street lighting, striping, and signage in the Industrial Park. The streets, street lights, street signs, and storm drains will be maintained for the benefit of the properties in the Industrial Park in an efficient manner.

DEPARTMENTAL PROGRAMS

- Maintain street lighting, striping, and signage for the Industrial Park.
- Maintain the stormwater drainage system in the Industrial Park.

ACCOMPLISHMENTS FOR FY 2019-2020

- Maintained street lighting, striping, and signage and the storm drainage system in the Industrial Park.

DEPARTMENTAL GOALS FOR FY 2020-2021

- Improve maintenance of the storm drainage system in the Industrial Park.
- Maintain the streets, street lights, and signage.

FY 2020-2021 RECOMMENDED BUDGET

This Fund's FY 2020-2021 Recommended Budget represents an overall increase of \$27,000 or 53% in expenditures, and \$62,777 or 203% in revenues, when compared to the FY 2019-2020 Approved Budget. As a result, the Requested Net Cost is decreased by (\$35,777).

Estimated Fund Balance

The year-end Fund Balance is estimated to be \$85,958 as of June 30, 2020.

Revenues

Revenues have been adjusted to reflect anticipated assessments. For several years, the assessments had been kept low because the fund had accumulated a high balance; however, they are slowly being increased within the established range, in order to take care of some improvements and maintenance needed for the Industrial Park.

Personnel

This budget reflects a transfer to the General Fund to offset maintenance and administration support.

Services and Supplies

This budget includes funding for street and storm water retention basin maintenance.

Capital Projects/Fixed Assets

There is no specific capital project funded this year. The \$10,000 is set aside for capital projects that may arise during the year.

MAJOR POLICY CONSIDERATIONS

The property tax assessments generated by this district are intended to minimize the maintenance financial obligations, generated by development of the Industrial Park on the City's General Fund.

BUDGET WORKSHEET

City Of Gonzales

Month: 5/31/2020	Prior	Current Year			(6)	(7)	(8)
	Year Actual	Original Budget	Amended Budget	Actual Thru May	Estimated Total	3rd QTR Proj.	Y20/21 Recom
Fund: 316 - Gonzales Ind Pk Benefit Assess							
Revenues							
Dept: 000							
5110.000 Property Taxes-Secured	31,107	30,400	75,000	93,077	75,000	93,077	93,077
5515.000 Interest Income	689	400	400	479	400	500	500
Dept: 000	31,796	30,800	75,400	93,556	75,400	93,577	93,577
Total Revenues	31,796	30,800	75,400	93,556	75,400	93,577	93,577
Expenditures							
Dept: 000							
6210.000 Special Departmental Expenses	0	1,000	1,000	0	1,000	500	500
6212.000 Maintenance Supplies	0	1,000	1,000	0	1,000	500	500
6225.000 Utilities	1,416	3,000	3,000	1,428	3,000	1,500	1,500
6230.000 Legal and Accounting	399	250	250	84	250	250	250
6235.000 Engineering and Surveying	1,638	10,000	10,000	1,410	10,000	10,000	10,000
6245.000 Other Contractual Services	14,400	15,000	45,000	27,695	45,000	45,000	45,000
6248.000 Street Sweeping	0	0	0	0	0		
6260.000 Advertising	718	500	500	0	500		
6530.000 Capital Outlay-Improvements	0	10,000	10,000	0	10,000	10,000	10,000
6900.000 Transfers to General Fund	10,000	10,000	10,000	10,000	10,000	10,000	10,000
6952.000 Transfer to Fund 314	0	0	0	0	0		
Dept: 000	28,571	50,750	80,750	40,617	80,750	77,750	77,750
Total Expenditures	28,571	50,750	80,750	40,617	80,750	77,750	77,750
Gonzales Ind Pk Benefit Assess	3,225	-19,950	-5,350	52,939	-5,350	15,827	15,827

Attachment: Budget FY 20-21 (1789 : FY 2020-2021 City and Successor Agency Budget)

**Agricultural Industrial Park Federal Grant
Budget Narrative for FY 2020-2021
Budget Fund 407**

DEPARTMENTAL MISSION

This fund is administered by the City Manager’s Office whose Mission is to support the Vision and Mission of the City by providing professional leadership, develop innovative approaches, and creative partnerships in the management of the City and execution of City Council policies. This will be done by always holding to the highest ideals of public service and ethics.

DEPARTMENTAL PROGRAMS

This fund was established to track the expenditures and revenues for the construction, and development of the Gonzales Agricultural Industrial Business Park (GAIBP).

Since the completion of the Industrial Business Park, this fund has been used to continue to isolate expenditure to improve the Park.

ACCOMPLISHMENTS FOR FY 2019-2020

- Continued a proactive approach to the development of the Industrial Park, which saw approval of the needed Waste-Water Agreement with Del Monte/Mann needed for the them to begin operations.
- Continued working on developing the northern road entrance into the park, and submitted the Economic Development Administration (EDA) grant application for \$3.1 million in funds.
- Successfully formed the Gonzales Energy Authority (GEA) as the first step to develop a microgrid energy system for the Industrial Park. The microgrid would provide a more reliable, sustainable, green and economic viable power supply.
- Successfully formed an Enhanced Infrastructure Finance District (EIFD) that is in final stages of being negotiated with the County that will over time, provide additional resources to continue to develop and enhance the infrastructure needed for the Park.

DEPARTMENTAL GOALS FOR FY 2020-2021

- Continue to work with developers and private sector to develop and occupy the Park.
- Continue to work on developing the northern road entrance into the Industrial Park.
- Fully develop the microgrid energy system for the Industrial Park, release the RFP, and ultimately begin construction.

- Finalize the EIFD negotiations with the County of Monterey.

FY 2020-2021 RECOMMENDED BUDGET

The Department's FY 2020-2021 Recommended Budget reflects no activity. As a result, the Requested Net Cost remains unchanged.

Estimated Fund Balance

The year-end Fund Balance is estimated to be \$5,919 as of June 30, 2020.

MAJOR POLICY CONSIDERATIONS

The continuing development and occupancy of the Industrial Park is a top priority of the City. To these ends, staff continues to work in a close partnership with developers and private interest in and outside the park.

BUDGET WORKSHEET

City Of Gonzales

Month: 5/31/2020	Prior	Current Year			(6)	(7)	(8)
	Year Actual	Original Budget	Amended Budget	Actual Thru May	Estimated Total	3rd QTR Proj.	Y20/21 Recom
Fund: 407 - Ag Ind. Park Federal Grant							
Revenues							
Dept: 000							
5515.000 Interest Income	0	0	0	0	0		
5665.000 TDA Revenue	0	0	0	0	0		
5670.000 EDA Grant	0	0	0	0	0		
5821.000 Other Income - Reimbursements	0	0	0	0	0		
5900.000 Transfer from Water	0	0	0	0	0		
5905.000 Transfer from Sewer	0	0	0	0	0		
5935.000 Transfer from Gonzales SA	0	0	0	0	0		
5952.000 Transfers From 140	0	0	0	0	0		
5955.000 Transfer From Fund 230	0	0	0	0	0		
Dept: 000	0	0	0	0	0	0	0
Total Revenues	0	0	0	0	0	0	0
Expenditures							
Dept: 000							
6210.000 Special Departmental Expenses	0	0	0	0	0		
6230.000 Legal and Accounting	0	0	0	0	0		
6235.000 Engineering and Surveying	0	0	0	0	0		
6530.000 Capital Outlay-Improvements	0	0	0	0	0		
6953.000 Transfer to Fund 250	0	0	0	0	0		
Dept: 000	0	0	0	0	0	0	0
Total Expenditures	0	0	0	0	0	0	0
Ag Ind. Park Federal Grant	0	0	0	0	0	0	0

Attachment: Budget FY 20-21 (1789 : FY 2020-2021 City and Successor Agency Budget)

**Shopping Center REDIP
Budget Narrative for FY 2020-2021
Budget Fund 420**

DEPARTMENTAL MISSION

This is one of the assessment districts that transfer funds to the Debt Service Fund, through the Public Financing Debt Authority to pay off some bonds.

DEPARTMENTAL PROGRAMS

This loan was paid in full a few years ago by the City; as a result, the revenue generated from the carwash and McDonald's payments are revenue to the City.

ACCOMPLISHMENTS FOR FY 2019-2020

Not applicable.

DEPARTMENTAL GOALS FOR FY 2020-2021

Not Applicable.

FY 2020-2021 RECOMMENDED BUDGET

The Fund's FY 2020-2021 Recommended Budget represents a decrease of (\$2,238) or (31%) in expenditures and revenues, when compared to the FY 2019-2020 Approved Budget. As a result, the Requested Net Cost remains the same.

Personnel

Not applicable.

Services and Supplies

Not applicable.

Capital Projects/Fixed Assets

Not applicable.

MAJOR POLICY CONSIDERATIONS

Not applicable.

Attachment: Budget FY 20-21 (1789 : FY 2020-2021 City and Successor Agency Budget)

BUDGET WORKSHEET

City Of Gonzales

Month: 5/31/2020	Prior	Current Year			(6)	(7)	(8)
	Year Actual	Original Budget	Amended Budget	Actual Thru May	Estimated Total	3rd QTR Proj.	Y20/21 Recom
Fund: 420 - Shopping Center REDIP							
Revenues							
Dept: 000							
5110.000 Property Taxes-Secured	4,542	7,196	7,196	10,156	7,196	10,156	4,958
5120.000 Property Taxes-Unsecured	0	0	0	0	0		
5130.000 Property Taxes-Prior Year	0	0	0	0	0		
5140.000 Property Taxes-Supplemental	0	0	0	0	0		
5515.000 Interest Income	0	0	0	0	0		
Dept: 000	4,542	7,196	7,196	10,156	7,196	10,156	4,958
Total Revenues	4,542	7,196	7,196	10,156	7,196	10,156	4,958
Expenditures							
Dept: 000							
6212.000 Maintenance Supplies	0	0	0	0	0		
6316.000 Administrative Fees	0	0	0	0	0		
6900.000 Transfers to General Fund	4,542	7,196	7,196	7,885	7,196	10,156	4,958
Dept: 000	4,542	7,196	7,196	7,885	7,196	10,156	4,958
Total Expenditures	4,542	7,196	7,196	7,885	7,196	10,156	4,958
Shopping Center REDIP	0	0	0	2,271	0	0	0

Attachment: Budget FY 20-21 (1789 : FY 2020-2021 City and Successor Agency Budget)

Gonzales Successor Agency Budget Narrative for FY 2020-2021 Budget Fund 426

DEPARTMENTAL MISSION

This fund, which is administered by the City Manager’s Office, who serves as the Executive Director of the Gonzales Successor Agency, was set up to track expenditures and revenues for the Agency. As part of the elimination of Redevelopment (RDA), the State established a different process and organization structure to account for the tax increment. This process established a Successor Agency, Oversight Board, and a separate fund that would be used to reflect all tax increment proceeds.

ACCOMPLISHMENTS FOR FY 2019-2020

- The old RDA, now as the Successor Agency, continues to generate significant tax increment to both the City and other entities like the Gonzales Unified School District, Hartnell Junior College, and the County of Monterey.
- As required by the State, successfully transitioned to the County Successor Agency as the overseer of this function; which was formally under the purview of the Gonzales Successor Agency.

DEPARTMENTAL GOALS FOR FY 2020-2021

- Continue to move towards submitting a last best and final Recognized Obligation Payment Schedule (ROPS) to DOF, which would essentially result in completing the dissolution process of the former Gonzales RDA.
- Continue to manage and oversee all the functions of the Gonzales Successor Agency.

FY 2020-2021 RECOMMENDED BUDGET

The Fund’s FY 2020-2021 Recommended Budget represents no change in revenues and a slight increase of \$20,306 or 1% in expenditures, when compared to the FY 2019-2020 Approved Budget. As a result, the Requested Net Cost is increased slightly by \$20,306.

Revenues

The budget reflects the revenue estimates of tax increment that will be received to cover the recognized obligations (ROPS) of the Successor Agency. What continues to be noteworthy is the increase in available tax increment revenues that continues to be driven by the growth in the Gonzales Agricultural Industrial Business Park.

Expenditures

The budget includes the debt service expenses of the former RDA and the administrative costs of the Successor Agency.

MAJOR POLICY CONSIDERATIONS

There are no major policy considerations reflected in this budget.

BUDGET WORKSHEET

City Of Gonzales

Month: 5/31/2020	Prior Year Actual	Current Year				(6) 3rd QTR Proj.	(7) Y20/21 Recom	(8)
		Original Budget	Amended Budget	Actual Thru May	Estimated Total			
Fund: 426 - City Successor Agency								
Revenues								
Dept: 000								
5110.000	1,904,624	1,321,259	1,321,259	610,986	1,321,259	1,321,259	1,321,259	
5120.000	0	0	0	0	0			
5130.000	0	0	0	0	0			
5140.000	0	0	0	0	0			
5159.000	0	0	0	0	0			
5165.000	0	0	0	0	0			
5510.000	168,162	0	0	0	0			
5515.000	94,946	30,000	30,000	1,708	30,000	30,000	30,000	
5520.000	0	0	0	0	0			
5530.000	0	0	0	0	0			
5612.000	0	0	0	0	0			
5821.000	0	0	0	0	0			
5860.000	0	9,000	9,000	7,412	9,000	9,000	9,000	
5890.000	0	0	0	0	0			
5930.000	0	0	0	0	0			
Dept: 000	2,167,732	1,360,259	1,360,259	620,106	1,360,259	1,360,259	1,360,259	
Total Revenues	2,167,732	1,360,259	1,360,259	620,106	1,360,259	1,360,259	1,360,259	
Expenditures								
Dept: 000								
6110.000	106,583	119,095	119,095	110,310	119,095	119,095	115,445	
6111.000	0	100	100	0	100	100		
6111.500	0	0	0	0	0			
6112.000	0	0	0	0	0			
6113.000	406	12,078	12,078	803	12,078	12,078	11,875	
6114.000	0	0	0	0	0			
6120.000	0	0	0	0	0			
6130.000	0	0	0	0	0			
6131.000	0	0	0	0	0			
6132.000	12,490	23,320	23,320	7,922	23,320	23,320	23,500	
6140.000	764	1,548	1,548	615	1,548	1,548	1,455	
6150.000	2,326	3,490	3,490	3,490	3,490	3,490	6,320	
6160.000	7,017	9,667	9,667	7,072	9,667	9,667	9,740	
6170.000	14,491	8,910	8,910	13,779	8,910	8,910	7,525	
6210.000	60	0	0	45	0	45	45	
6211.000	0	0	0	0	0			
6212.000	0	0	0	0	0			

Attachment: Budget FY 20-21 (1789 : FY 2020-2021 City and Successor Agency Budget)

BUDGET WORKSHEET

City Of Gonzales

Month: 5/31/2020	Prior	Current Year			(6)	(7)	(8)
	Year Actual	Original Budget	Amended Budget	Actual Thru May	Estimated Total	3rd QTR Proj.	FY20/21 Recom
Fund: 426 - City Successor Agency							
Expenditures							
Dept: 000							
6225.000 Utilities	0	0	0	0	0		
6230.000 Legal and Accounting	54	0	0	0	0		
6245.000 Other Contractual Services	27,912	0	0	26,287	0	22,609	22,609
6260.000 Advertising	0	0	0	0	0		
6275.000 Subscriptions and Training	0	0	0	0	0		
6315.000 County Administrative Fees	0	0	0	0	0		
6316.000 Administrative Fees	0	0	0	0	0		
6332.000 SA Debt Service Payments	0	712,123	712,123	0	712,123	712,123	712,123
6333.000 SA Loan Payments	0	0	0	0	0		
6460.000 Change In Accounting Practices	0	0	0	0	0		
6550.000 Depreciation	0	0	0	0	0		
6610.000 Interest Expense	825,279	350,636	350,636	7,236	350,636	350,636	350,636
6635.000 Bond Issuance Costs	0	0	0	0	0		
6900.000 Transfers to General Fund	0	0	0	0	0		
6905.000 Transfers Out	0	0	0	0	0		
Dept: 000	997,382	1,240,967	1,240,967	177,559	1,240,967	1,263,621	1,261,273
Total Expenditures	997,382	1,240,967	1,240,967	177,559	1,240,967	1,263,621	1,261,273
City Successor Agency	1,170,350	119,292	119,292	442,547	119,292	96,638	98,986

Attachment: Budget FY 20-21 (1789 : FY 2020-2021 City and Successor Agency Budget)

Gonzales Successor Agency - Housing Budget Narrative for FY 2020-2021 Budget Fund 427

DEPARTMENTAL MISSION

This fund was set up to track expenditures and revenues for the Gonzales Successor Agency – Housing Fund. As part of the elimination of Redevelopment, the State established a different process and organization structure to account for the tax increment. This process established a Successor Agency, Oversight Board, and a separate fund that would be used to reflect all housing proceeds.

ACCOMPLISHMENTS FOR FY 2019-2020

- Continue to develop and look for housing opportunities for the Community.

DEPARTMENTAL GOALS FOR FY 2020-2021

- Work with housing agencies, developers, and non-profits to identify opportunities to improve farmworker and affordable housing opportunities to the community.

FY 2020-2021 RECOMMENDED BUDGET

The Fund’s FY 2020-2021 Recommended Budget represents a decrease of (\$100,000) or (90%), and (\$46,250) or (92%) in revenues, and in expenditures when compared to the FY 2019-2020 Approved Budget. As a result, the Requested Net Cost reflects a decrease of (\$53,750).

Revenues

The budget reflects the revenue estimates from housing rehabilitation loans being repaid back. In addition, while it doesn’t reflect funds from the loan provided to the Housing Authority of Monterey County as part of the Fanoë Housing project, due to COVID-19 impacts; if they do materialize, the budget will be brought before the County to adjust it accordingly.

Expenditures

This budget reflects a small set aside in order to pursue housing opportunities for the Community.

MAJOR POLICY CONSIDERATIONS

There are no major policy considerations in this fund.

BUDGET WORKSHEET

City Of Gonzales

Month: 5/31/2020	Prior	Current Year			(6)	(7)	(8)
	Year Actual	Original Budget	Amended Budget	Actual Thru May	Estimated Total	3rd QTR Proj.	Y20/21 Recom
Fund: 427 - Successory Agency - Housing							
Revenues							
Dept: 000							
5515.000 Interest Income	207	0	242	242	242	242	250
5860.000 Principal Payments Received	3,160	50,000	50,000	3,375	50,000	50,000	3,500
5890.000 Extraordinary Gain / Los	0	0	0	0	0		
Dept: 000	3,367	50,000	50,242	3,617	50,242	50,242	3,750
Total Revenues	3,367	50,000	50,242	3,617	50,242	50,242	3,750
Expenditures							
Dept: 000							
6210.000 Special Departmental Expenses	0	0	15	30	15	15	
6510.000 Capital Outlay-Land	95,877	100,000	158,494	95,877	158,494	95,877	
6530.000 Capital Outlay-Improvements	0	0	0	0	0		
6900.000 Transfers to General Fund	0	10,000	10,000	10,000	10,000	10,000	10,000
Dept: 000	95,877	110,000	168,509	105,907	168,509	105,892	10,000
Total Expenditures	95,877	110,000	168,509	105,907	168,509	105,892	10,000
Successory Agency - Housing	-92,510	-60,000	-118,267	-102,290	-118,267	-55,650	-6,250

Attachment: Budget FY 20-21 (1789 : FY 2020-2021 City and Successor Agency Budget)

**Gonzales River Road Assessment District
Budget Narrative for FY 2020-2021
Budget Fund 450**

DEPARTMENTAL MISSION

This is one of the assessment districts that transfer funds to the Debt Service Fund through the Public Finance Debt Authority to pay off some bonds. This will be the last year this Fund is included in the Budget Document due to the fact that the debt has been fully retired.

ACCOMPLISHMENTS FOR FY 2019-2020

Not applicable.

DEPARTMENTAL GOALS FOR FY 2020-2021

Not applicable.

FY 2020-2021 RECOMMENDED BUDGET

The Recommended Budget reflects not activity because this debt has been retired.

MAJOR POLICY CONSIDERATIONS

Not applicable.

BUDGET WORKSHEET

City Of Gonzales

Month: 5/31/2020	Prior Year	Current Year			(6)	(7)	(8)
	Actual	Original Budget	Amended Budget	Actual Thru May	Estimated Total	3rd QTR Proj.	Y20/21 Recom
Fund: 450 - Gonzales River Rd. Assess Dist							
Revenues							
Dept: 000							
5110.000 Property Taxes-Secured	54,339	0	0	0	0		
5130.000 Property Taxes-Prior Year	0	0	0	0	0		
5140.000 Property Taxes-Supplemental	0	0	0	0	0		
5515.000 Interest Income	0	0	0	0	0		
Dept: 000	54,339	0	0	0	0	0	0
Total Revenues	54,339	0	0	0	0	0	0
Expenditures							
Dept: 000							
6316.000 Administrative Fees	0	0	0	0	0		
6610.000 Interest Expense	1,575	0	0	0	0		
6620.000 Principal Reduction	50,000	0	0	0	0		
6900.000 Transfers to General Fund	2,764	0	0	0	0		
Dept: 000	54,339	0	0	0	0	0	0
Total Expenditures	54,339	0	0	0	0	0	0
Gonzales River Rd. Assess Dist	0	0	0	0	0	0	0

Attachment: Budget FY 20-21 (1789 : FY 2020-2021 City and Successor Agency Budget)

**Capital Infrastructure Fund
Budget Narrative for FY 2020-2021
Budget Fund 460**

DEPARTMENTAL MISSION

This fund is administered by the City Manager’s Office whose Mission is to support the Vision and Mission of the City by providing professional leadership, develop innovative approaches, and creative partnerships in the management of the City and execution of City Council policies. This will be done by always holding to the highest ideals of public service and ethics.

DEPARTMENTAL PROGRAMS

This fund is used to pool resources from which the City may draw to finance local public capital improvements.

ACCOMPLISHMENTS FOR FY 2019-2020

- Continued active development and use of the City’s Economic Development effort, this included the website, marketing, and overall outreach.
- Successfully worked with Armanasco Public Relations Inc., that resulted in many positive articles and media contacts about the transformational work underway in the City.

DEPARTMENTAL GOALS FOR FY 2020-2021

- Continue to search for funding for critical infrastructure projects.
- Continue to identify, develop, expand, and promote economic business and grant opportunities.

FY 2020-2021 RECOMMENDED BUDGET

The Department’s FY 2020-2021 Recommended Budget represents a decrease of (\$50,000) or (50%) in expenditures, and (2,000) or (1.9%) in revenues, when compared to the FY 2019-2020 Approved Budget. As a result, the Requested Net Cost is decreased by (\$48,000).

Revenues

The decrease in revenues is primarily due to the anticipated payment for a City loan provided to the Housing Authority of Monterey County that was used to build the Fanoe Apartments.

Personnel

There are no personnel costs allocated in this fund.

Services and Supplies

There are no services and supplies reflected in this budget at this time. However, this budget reflects resources for continued enhancement to the City's economic development efforts; help fund the work underway to improve and maintain the website current; and possibly retain professional help (consultants) to provide service to enhance the City's revenue base, economic development, and/or infrastructure.

Capital Projects/Fixed Assets

In order to preserve the remaining resources in this fund, no capital projects are recommended in the budget. However, staff will continue to search for funding for critical infrastructure, and hopes to use a portion of the funds to leverage or match grant opportunities.

MAJOR POLICY CONSIDERATIONS

There are no major policy considerations reflected in this budget.

BUDGET WORKSHEET

City Of Gonzales

Month: 5/31/2020	Prior	Current Year			(6)	(7)	(8)
	Year Actual	Original Budget	Amended Budget	Actual Thru May	Estimated Total	3rd QTR Proj.	FY20/21 Recom
Fund: 460 - Infrastructure Improvement Fun							
Revenues							
Dept: 000							
5515.000 Interest Income	39	0	0	26,560	0	26,560	
5821.000 Other Income - Reimbursements	1,106	2,000	2,000	0	2,000		
5860.000 Principal Payments Received	0	100,000	100,000	301,482	100,000	304,482	100,000
5955.000 Transfer From Fund 230	0	0	0	0	0		
5956.000 Transfers From Fund 240	0	0	0	0	0		
5965.000 Transfer from Fund 590	0	0	0	0	0		
Dept: 000	1,145	102,000	102,000	328,042	102,000	331,042	100,000
Total Revenues	1,145	102,000	102,000	328,042	102,000	331,042	100,000
Expenditures							
Dept: 000							
6210.000 Special Departmental Expenses	0	0	0	0	0		
6211.000 Office Supplies	0	0	0	0	0		
6230.000 Legal and Accounting	0	0	0	0	0		
6235.000 Engineering and Surveying	0	10,000	10,000	0	10,000		
6245.000 Other Contractual Services	179,147	90,000	90,000	111,677	90,000	105,177	50,000
6250.000 Rental	0	0	0	0	0		
6275.000 Subscriptions and Training	0	0	0	0	0		
6325.000 Contingency Account	0	0	0	0	0		
6328.000 Loan Advances	0	0	0	0	0		
6530.000 Capital Outlay-Improvements	0	0	0	0	0		
6905.000 Transfers Out	372,638	0	0	0	0		
6930.000 Transfer to Water	0	0	0	0	0		
6932.000 Transfers to Sewer	0	0	0	0	0		
6940.000 Transfer to RDA Capital Proj's	0	0	0	0	0		
Dept: 000	551,785	100,000	100,000	111,677	100,000	105,177	50,000
Total Expenditures	551,785	100,000	100,000	111,677	100,000	105,177	50,000
Infrastructure Improvement Fun	-550,640	2,000	2,000	216,365	2,000	225,865	50,000

Attachment: Budget FY 20-21 (1789 : FY 2020-2021 City and Successor Agency Budget)

Water Enterprise Fund Budget Narrative for FY 2020-2021 Budget Fund 520

DEPARTMENTAL MISSION

This Water Enterprise Fund is administered by the Public Works Department to support the City's Vision and Mission. Services are delivered in a cost-effective and customer friendly manner, coordinating efforts with other city departments. The water system is operated in a sustainable manner to ensure Gonzales maintains the current high quality of life.

DEPARTMENTAL PROGRAMS

- Operates the City's water system.
- Maintains water wells.
- Maintains water tanks.
- Monitor and report on the quality of the water system.
- Maintenance of the underground water infrastructure.
- Maintain a computer control system for all wells.

ACCOMPLISHMENTS FOR FY 2019-2020

- Complied with all regulatory water quality sampling and reporting requirements.
- Produced and distributed consumer confidence reports.
- Managed and maintained Gonzales' municipal water and distribution system.
- Maintained the cross-connection control program.
- Assisted consumers with leak detection as requested.
- Provided fire flow data upon request.
- Replaced manually read meters with radio read meters to increase accuracy and efficiency.
- Improved Supervisory Control Access and Data Acquisition (SCADA) Computer Control Program.
- Began "Equip Well 7" contract.
- Modified and updated the utility bill paying and disconnect process to align with the new state requirements.

DEPARTMENTAL GOALS FOR FY 2020-2021

- Maintain the water system in compliance with State, County, and Regional regulations.
- Provide safe potable water to all customers of the City without any interruption.
- Maintain consumer confidence reporting system.
- Maintain trained staff as water treatment and distribution operators.
- Complete the Well 7 Project.

FY 2020-2021 RECOMMENDED BUDGET

This Fund's FY 2020-2021 Recommended Budget represents an overall increase of \$253,369 or 13% in expenditures, and \$225,000 or 13% in revenues, when compared to the FY 2019-2020 Approved Budget. As a result, the Requested Net Cost is increased by \$28,369.

Estimated Fund Balance

The year-end Fund Balance is estimated to be \$3.3 million as of June 30, 2020.

Revenues

Revenues are projected to increase based on current and expected activity.

Personnel

The Public Works Department provides the personnel requirements for the Water Enterprise Fund.

Services and Supplies

This category includes the entire spectrum of office and operational supplies. It also reflects utilities for wells, and a variety of contract services for water quality monitoring, along with the debt service contract for the water tanks.

Major categories in this area include:

- Well #7 project.
- Debt service for the solar projects.
- Annual payment for the tank repairs.

Capital Projects/Fixed Assets

The budget reflects the appropriations necessary to finish the construction of the new Well #7 that has been done over a few years.

Transfers Out

The reason for the increase is due to reprogramming the payment of the debt service for both Solar Projects, that was not needed the last few years.

MAJOR POLICY CONSIDERATIONS

There are no major policy considerations reflected in this budget at this time.

There will come a time in the near future that something will need to be done to improve fireflow in the industrial park. Planning is beginning for alternatives.

BUDGET WORKSHEET

City Of Gonzales

Month: 5/31/2020	Prior	Current Year			(6)	(7)	(8)
	Year Actual	Original Budget	Amended Budget	Actual Thru May	Estimated Total	3rd QTR Proj.	Y20/21 Recom
Fund: 520 - Water Enterprise							
Revenues							
Dept: 000							
5515.000 Interest Income	76,031	20,000	20,000	24,437	20,000	25,000	25,000
5701.000 Charges for Current Services	1,892,860	1,650,000	1,650,000	1,661,061	1,650,000	1,800,000	1,852,000
5702.000 Late charges	23,818	25,000	25,000	42,565	25,000	43,000	43,000
5780.000 Meter Set Fee	108	0	0	0	0		
5781.000 Mter Sales	456	0	0	0	0		
5820.000 Other Income - Misc Payments	-442	0	0	84	0		
5905.000 Transfer from Sewer	60,000	60,000	60,000	60,000	60,000	60,000	60,000
5958.000 Transfer from Fund 460	0	0	0	0	0		
Dept: 000	2,052,831	1,755,000	1,755,000	1,788,147	1,755,000	1,928,000	1,980,000
Total Revenues	2,052,831	1,755,000	1,755,000	1,788,147	1,755,000	1,928,000	1,980,000
Expenditures							
Dept: 000							
6110.000 Salaries-Regular Pay	240,491	212,647	212,647	205,957	212,647	212,647	246,110
6111.000 Salaries-Overtime Pay	3,882	1,475	1,475	4,111	1,475	4,000	1,475
6112.000 Salaries-Extra Help	0	0	0	0	0		
6113.000 Salaries-Differentials	584	22,722	22,722	1,184	22,722	22,722	25,050
6120.000 Unemployment Insurance	0	0	0	0	0		
6131.000 Deferred Compensation Expense	0	0	0	0	0		5,085
6132.000 Retirement - PERS	23,097	43,383	43,383	14,872	43,383	43,383	51,115
6133.000 Contra - Pension	-40,729	0	0	0	0		
6140.000 Life and Disability Insurance	1,672	3,025	3,025	1,427	3,025	3,025	3,345
6150.000 Workers Comp Insurance	4,074	6,115	6,115	6,115	6,115	6,115	11,075
6160.000 Social Security	13,714	17,721	17,721	14,208	17,721	17,721	20,860
6170.000 Health and Dental Insurance	44,426	31,423	31,423	40,142	31,423	40,000	31,425
6210.000 Special Departmental Expenses	37,938	55,000	55,000	50,264	55,000	55,000	55,000
6211.000 Office Supplies	69	500	500	125	500	500	250
6212.000 Maintenance Supplies	24,906	15,000	15,000	4,835	15,000	15,000	15,000
6213.000 Oils and Lubricants	6,721	7,000	7,000	3,964	7,000	7,000	7,000
6220.000 Telephone	7,497	8,000	8,000	7,113	8,000	8,000	8,000
6225.000 Utilities	95,818	90,000	90,000	96,481	90,000	115,500	116,000
6230.000 Legal and Accounting	7,820	15,000	15,000	7,900	15,000	15,000	10,000
6235.000 Engineering and Surveying	90,475	150,000	150,000	18,883	150,000	18,196	130,000
6245.000 Other Contractual Services	794,413	400,000	400,000	579,790	400,000	550,000	250,000
6255.000 Liability Insurance	15,111	25,000	25,000	28,469	25,000	28,469	30,000
6260.000 Advertising	896	1,500	1,500	115	1,500	1,500	1,000
6270.000 Transportation and Travel	0	1,000	1,000	0	1,000		500

Attachment: Budget FY 20-21 (1789 : FY 2020-2021 City and Successor Agency Budget)

BUDGET WORKSHEET

City Of Gonzales

Month: 5/31/2020	Prior	Current Year			(6)	(7)	(8)	
	Year	Original	Amended	Actual Thru	Estimated			
	Actual	Budget	Budget	May	Total	3rd QTR Proj.	Y20/21 Recom	
Fund: 520 - Water Enterprise								
Expenditures								
Dept: 000								
6275.000 Subscriptions and Training	5,631	8,000	8,000	4,246	8,000	8,000	7,000	
6301.000 Bank Charges	6,162	7,000	7,000	5,429	7,000	7,000	7,000	
6305.000 Uncollectible Accounts	0	8,000	8,000	0	8,000			
6310.000 Other Taxes	0	0	0	0	0			
6316.000 Administrative Fees	0	2,000	2,000	0	2,000			
6331.000 Administrative Overhead	0	0	0	0	0			
6450.000 Prior Year Adjustment	0	0	0	0	0			
6460.000 Change In Accounting Practices	0	0	0	0	0			
6510.000 Capital Outlay-Land	0	0	0	0	0			
6530.000 Capital Outlay-Improvements	0	450,000	450,000	20,258	450,000	450,000	430,000	
6540.000 Capital Outlay-Equipment	1,619	100,000	100,000	0	100,000	100,000	100,000	
6542.000 Equipment-Vehicles	0	30,000	30,000	0	30,000	30,000	30,000	
6544.000 Equipment-Computers	0	1,000	1,000	0	1,000	1,000	1,000	
6550.000 Depreciation	232,193	215,000	215,000	0	215,000	215,000	230,000	
6610.000 Interest Expense	49,099	43,008	43,008	22,278	43,008	43,008	43,008	
6635.000 Bond Issuance Costs	0	0	0	0	0			
6640.000 Amortization Expense	0	0	0	0	0			
6900.000 Transfers to General Fund	0	0	0	0	0			
6905.000 Transfers Out	0	0	0	0	0		357,590	
6930.000 Transfer to Water	0	0	0	0	0			
6932.000 Transfers to Sewer	0	0	0	0	0			
6955.000 Transfer to 407	0	0	0	0	0			
6956.000 Transfer To Fund 200	118,322	0	0	0	0			
Dept: 000	1,785,901	1,970,519	1,970,519	1,138,166	1,970,519	2,017,786	2,223,888	0
Total Expenditures	1,785,901	1,970,519	1,970,519	1,138,166	1,970,519	2,017,786	2,223,888	0
Water Enterprise	266,930	-215,519	-215,519	649,981	-215,519	-89,786	-243,888	0

Attachment: Budget FY 20-21 (1789 : FY 2020-2021 City and Successor Agency Budget)

Sewer Enterprise Fund

Budget Narrative for FY 2020-2021

Budget Fund 530

DEPARTMENTAL MISSION

This Sewer Enterprise Fund and program is administered by the Public Works Department to support the City's Vision and Mission. Services are delivered in a cost-effective and customer friendly manner, coordinating efforts with other city departments. The sewer system is operated in a sustainable manner to ensure Gonzales maintains the current high quality of life.

DEPARTMENTAL PROGRAMS

- Operate and maintain the City's wastewater system in compliance with State, County, and Regional Water Board Regulations.
- Operate, repair and maintain the Wastewater Treatment facility.
- Maintain sewer collection pipes.
- Maintain five lift stations.
- Maintain a fats, oil, and grease program to protect infrastructure from unnecessary clogging.
- Develop and maintain a computer control system.
- Maintain spill response capability.
- Plan for improvements to the existing system.
- Plan for expansion of system capabilities.
- Plan for separate industrial wastewater system.

ACCOMPLISHMENTS FOR FY 2019-2020

- The wastewater system operated in compliance with Regional Board permit requirements.
- The wastewater system collected and provided treatment to approximately 1.3 million gallons of wastewater daily.
- Managed and maintained five sewer lift stations.
- Continued to train City staff in plant operations.
- Submitted Long-Term Wastewater Treatment Plan to the Regional Board.
- Continued improving the Wastewater Treatment facility.
- Began the planning work for a new separate Industrial Wastewater Treatment facility.
- Finalized the Infrastructure Wastewater master plan for the City's future growth area east of Hwy 101.

DEPARTMENTAL GOALS FOR FY 2020-2021

- Continue to maintain and improve the Wastewater Treatment facilities.
- Meet regulatory sampling requirements in a cost-effective and efficient manner.
- Continue to provide training to staff to have them certified as operators in training (OIT), Grade I, and Grade II Operators.
- Continue updating the Operations and Maintenance Manual.

- Continue to develop a plan for denitrification of wastewater.
- Finalize the plan and go out to bid on the separate Industrial Wastewater Treatment facility.
- Develop funding sources for future expanded capacity.

FY 2020-2021 RECOMMENDED BUDGET

This Fund’s FY 2020-2021 Recommended Budget represents a slight decrease of (\$21,611) or (1.4%) in expenditures, and an increase of \$71,500 or 5% in revenues, when compared to the FY 2019-2020 Approved Budget. As a result, the requested net cost is decreased by (\$93,111).

Fund Balance

The Fund Balance is estimated to be \$471,436 as of June 30, 2020.

Revenues

Revenues are projected to increase based on existing use and activity.

Personnel

The Public Works Department provides the personnel requirements for the Sewer Enterprise programs.

Services and Supplies

This area of the budget includes the supplies and services to meet operational needs. The budget also reflects an appropriation for emergency repairs, along with the sewer fund’s share of the payment for the financing used for the construction of the water tanks, and sewer expansion project.

This area also includes engineering for sludge removal of the ponds, and to design for an expansion of the Wastewater Treatment facility. Repairs for the headworks at the plant are included.

Capital Projects/Fixed Assets/Land

The budget reflects capital equipment that may be needed during the year, and further improvements at the Wastewater Treatment Plant, and this fund’s share of a pickup truck.

Transfers Out

The budget reflects transfers out to cover this fund’s allocated portion of the Solar Projects and other activities.

MAJOR POLICY CONSIDERATIONS

Work continues on increasing the capacity of the Wastewater Treatment Plant, which will be done in the short term by building a separate Industrial plant and maximizing the efficiency of the existing plant.

BUDGET WORKSHEET

City Of Gonzales

Month: 5/31/2020	Prior	Current Year				(6)	(7)	(8)
	Year Actual	Original Budget	Amended Budget	Actual Thru May	Estimated Total	3rd QTR Proj.	FY20/21 Recom	
Fund: 530 - Sewer Enterprise								
Revenues								
Dept: 000								
5515.000 Interest Income	3,308	2,000	2,000	11,773	2,000	12,000	12,000	
5701.000 Charges for Current Services	1,424,949	1,340,000	1,340,000	1,197,177	1,340,000	1,340,000	1,378,000	
5702.000 Late charges	16,163	16,500	16,500	39,136	16,500	40,000	40,000	
5770.000 Sewer Inspection	1,014	1,000	1,000	995	1,000	1,000	1,000	
5820.000 Other Income - Misc Payments	16,821	17,000	17,000	44,364	17,000	42,210	17,000	
5900.000 Transfer from Water	0	0	0	0	0			
5905.000 Transfer from Sewer	0	0	0	0	0			
5930.000 Transfer from General Fund	0	0	0	0	0			
5958.000 Transfer from Fund 460	0	0	0	0	0			
Dept: 000	1,462,255	1,376,500	1,376,500	1,293,445	1,376,500	1,435,210	1,448,000	
Total Revenues	1,462,255	1,376,500	1,376,500	1,293,445	1,376,500	1,435,210	1,448,000	
Expenditures								
Dept: 000								
6110.000 Salaries-Regular Pay	240,184	212,647	212,647	206,098	212,647	212,647	246,110	
6111.000 Salaries-Overtime Pay	3,882	1,475	1,475	3,458	1,475	3,500	1,475	
6112.000 Salaries-Extra Help	0	0	0	0	0			
6113.000 Salaries-Differentials	583	22,722	22,722	1,181	22,722	22,722	25,050	
6120.000 Unemployment Insurance	0	0	0	0	0			
6131.000 Deferred Compensation Expense	0	0	0	0	0		5,085	
6132.000 Retirement - PERS	23,058	43,383	43,383	14,881	43,383	43,383	51,115	
6133.000 Contra - Pension	-40,173	0	0	0	0			
6140.000 Life and Disability Insurance	1,667	3,025	3,025	1,427	3,025	3,025	3,345	
6150.000 Workers Comp Insurance	4,074	6,115	6,115	6,115	6,115	6,115	11,075	
6160.000 Social Security	13,695	17,721	17,721	14,173	17,721	17,721	20,860	
6170.000 Health and Dental Insurance	44,215	31,423	31,423	39,926	31,423	37,000	31,425	
6210.000 Special Departmental Expenses	4,765	25,000	25,000	27,182	25,000	25,000	15,000	
6211.000 Office Supplies	69	200	200	125	200	200	200	
6212.000 Maintenance Supplies	24,052	20,000	20,000	44,982	20,000	40,000	40,000	
6213.000 Oils and Lubricants	4,147	4,000	4,000	2,302	4,000	4,000	4,000	
6220.000 Telephone	5,237	6,000	6,000	4,832	6,000	6,000	6,000	
6225.000 Utilities	71,305	80,000	80,000	27,685	80,000	80,000	75,000	
6230.000 Legal and Accounting	12,580	15,000	15,000	7,900	15,000	15,000	10,000	
6235.000 Engineering and Surveying	70,039	100,000	100,000	40,339	100,000	44,000	75,000	
6245.000 Other Contractual Services	303,834	100,000	100,000	171,652	100,000	156,000	100,000	
6255.000 Liability Insurance	8,447	15,000	15,000	17,081	15,000	17,081	18,000	
6260.000 Advertising	203	2,000	2,000	0	2,000		500	

Attachment: Budget FY 20-21 (1789 : FY 2020-2021 City and Successor Agency Budget)

BUDGET WORKSHEET

City Of Gonzales

Month: 5/31/2020	Prior	Current Year			(6)	(7)	(8)	
	Year Actual	Original Budget	Amended Budget	Actual Thru May	Estimated Total	3rd QTR Proj.	FY20/21 Recom	
Fund: 530 - Sewer Enterprise								
Expenditures								
Dept: 000								
6265.000 Printing	0	0	0	0	0			
6270.000 Transportation and Travel	0	0	0	0	0			
6275.000 Subscriptions and Training	1,907	3,000	3,000	2,904	3,000	3,000	2,000	
6301.000 Bank Charges	5,628	7,000	7,000	5,414	7,000	7,000	7,000	
6305.000 Uncollectible Accounts	0	5,000	5,000	0	5,000			
6310.000 Other Taxes	0	0	0	0	0			
6316.000 Administrative Fees	0	0	0	0	0			
6331.000 Administrative Overhead	0	0	0	0	0			
6460.000 Change In Accounting Practices	0	0	0	0	0			
6510.000 Capital Outlay-Land	0	0	0	1,264,407	0			
6530.000 Capital Outlay-Improvements	0	300,000	300,000	126,300	300,000	300,000	150,000	
6540.000 Capital Outlay-Equipment	0	250,000	250,000	0	250,000	250,000	200,000	
6541.000 Equipment-Machinery	0	0	0	0	0			
6542.000 Equipment-Vehicles	0	15,000	15,000	30	15,000	15,000	15,000	
6543.000 Equipment-Furniture	0	0	0	0	0			
6544.000 Equipment-Computers	0	0	0	0	0			
6550.000 Depreciation	160,431	150,000	150,000	0	150,000	150,000	165,000	
6610.000 Interest Expense	0	0	0	0	0			
6620.000 Principal Reduction	0	0	0	0	0			
6640.000 Amortization Expense	0	0	0	0	0			
6900.000 Transfers to General Fund	0	0	0	0	0			
6905.000 Transfers Out	0	0	0	0	0		135,860	
6930.000 Transfer to Water	60,000	60,000	60,000	60,000	60,000	60,000	60,000	
6955.000 Transfer to 407	0	0	0	0	0			
6956.000 Transfer To Fund 200	0	0	0	0	0			
Dept: 000	1,023,829	1,495,711	1,495,711	2,090,394	1,495,711	1,518,394	1,474,100	0
Total Expenditures	1,023,829	1,495,711	1,495,711	2,090,394	1,495,711	1,518,394	1,474,100	0
Sewer Enterprise	438,426	-119,211	-119,211	-796,949	-119,211	-83,184	-26,100	0

Attachment: Budget FY 20-21 (1789 : FY 2020-2021 City and Successor Agency Budget)

Garbage Enterprise Funds Budget Narrative for FY 2020-2021 Budget Fund 540

DEPARTMENTAL MISSION

This Garbage Enterprise Fund supports the City’s Vision, Mission, and approved goals. Services are delivered in a cost-effective and customer friendly manner. The Solid Waste System is operated in a sustainable manner to ensure Gonzales maintains the current quality of life.

DEPARTMENTAL PROGRAMS

- Solid waste collection.
- Street sweeping.
- Gonzales Grows Green initiative.
- Stormwater permit compliance.

ACCOMPLISHMENTS FOR FY 2019-2020

- Monitored solid waste collections.
- Collected proper fees and distributed accordingly.
- Maintained a contract consultant for regulatory compliance and expanded reduce, reuse, and recycling efforts.
- Met the City’s AB 939 source reduction, reuse, and recycling requirements.
- Managed approximately 1,800 solid waste customer accounts.
- Worked with the SVSWA to improve the solid waste collection and obtain better data.
- Conducted Community Cleanup events.
- The Gonzales Grows Green initiative continued to work with several businesses to reduce waste.

DEPARTMENTAL GOALS FOR FY 2020-2021

- Meet all regulatory requirements in a customer friendly manner.
- Provide weekly collection services to the residents and businesses in Gonzales.
- Conduct Community Cleanup events.
- Monitor and assist with customer complaints.
- Monitor franchise contract compliance.
- Continue and expand Gonzales Grows Green programs.

FY 2020-2021 RECOMMENDED BUDGET

This Fund's FY 2020-2021 Recommended Budget represents an overall decrease of (\$2,000) or .1% in expenditures and revenues, when compared to the FY 2019-2020 Approved budget. As a result, the Requested Net Cost remains unchanged.

Revenues

Revenues are projected based on existing activity. Fees are set by the hauler and landfill operator, and are passed through to the community.

Personnel

This budget reflects the allocation of salaries for administrative staff that support these functions.

Services and Supplies

This budget includes office and operational supplies and funding for the contract with the Gonzales Grows Green Consultant. The Stormwater Program is funded from this account. The franchisee, landfill, and solid waste authority are funded by this account.

Capital Projects/Fixed Assets

There is no capital project anticipated for this fund at this time.

Transfers

Transfers are based on the level of activity.

MAJOR POLICY CONSIDERATIONS

There are no major policy considerations reflected in this fund.

However, as a member of the Salinas Valley Recycles, there may be some future policy considerations that will be brought before the Council for approval.

BUDGET WORKSHEET

City Of Gonzales

Month: 5/31/2020	Prior	Current Year			(6)	(7)	(8)
	Year Actual	Original Budget	Amended Budget	Actual Thru May	Estimated Total	3rd QTR Proj. :Y20/21	Recom
Fund: 540 - Garbage Enterprise							
Revenues							
Dept: 000							
5233.000 Enterprise Franchise Tax-Garba	0	15,000	15,000	0	15,000		
5236.000 Drop Box Franchise Fees	73,058	60,000	60,000	69,847	60,000	70,000	70,000
5510.000 Investment Income	0	0	0	0	0		
5515.000 Interest Income	0	0	0	0	0		
5629.000 Tri Cities Mini Grant	0	0	0	0	0		
5701.000 Charges for Current Services	694,920	620,000	620,000	607,378	620,000	620,000	638,000
5702.000 Late charges	22,646	22,000	22,000	17,827	22,000	22,000	22,000
5760.000 Tipping Fee Charges	544,159	515,000	515,000	477,022	515,000	515,000	530,000
5821.000 Other Income - Reimbursements	72,856	60,000	60,000	16,137	60,000	30,000	30,000
Dept: 000	1,407,639	1,292,000	1,292,000	1,188,211	1,292,000	1,257,000	1,290,000
Total Revenues	1,407,639	1,292,000	1,292,000	1,188,211	1,292,000	1,257,000	1,290,000
Expenditures							
Dept: 000							
6110.000 Salaries-Regular Pay	82,857	97,108	97,108	83,545	97,108	97,108	123,125
6111.000 Salaries-Overtime Pay	0	150	150	0	150	150	150
6113.000 Salaries-Differentials	234	9,173	9,173	500	9,173	9,173	10,875
6131.000 Deferred Compensation Expense	0	0	0	0	0		
6132.000 Retirement - PERS	10,000	19,608	19,608	6,369	19,608	19,608	25,300
6133.000 Contra - Pension	-12,373	0	0	0	0		
6140.000 Life and Disability Insurance	626	1,195	1,195	482	1,195	1,195	1,500
6150.000 Workers Comp Insurance	998	1,000	1,000	1,000	1,000	1,000	1,810
6160.000 Social Security	5,160	7,953	7,953	5,172	7,953	7,953	10,265
6170.000 Health and Dental Insurance	17,488	8,434	8,434	11,831	8,434	12,000	10,070
6210.000 Special Departmental Expenses	6,735	12,000	12,000	7,786	12,000	12,000	10,000
6211.000 Office Supplies	69	200	200	0	200	200	200
6230.000 Legal and Accounting	7,820	10,000	10,000	7,900	10,000	10,000	10,000
6235.000 Engineering and Surveying	0	0	0	0	0		
6245.000 Other Contractual Services	121,687	100,000	100,000	84,997	100,000	100,000	105,000
6246.000 Contract Svcs- Tri Cities	621,152	520,000	520,000	533,494	520,000	520,000	535,000
6247.000 Contract Svcs - SVSWA	330,102	300,000	300,000	304,480	300,000	300,000	310,000
6255.000 Liability Insurance	891	1,000	1,000	1,139	1,000	1,139	1,200
6260.000 Advertising	412	500	500	0	500		
6275.000 Subscriptions and Training	0	0	0	0	0		
6301.000 Bank Charges	5,624	5,000	5,000	5,414	5,000	5,600	7,000
6310.000 Other Taxes	0	0	0	0	0		
6460.000 Change In Accounting Practices	0	0	0	0	0		

Attachment: Budget FY 20-21 (1789 : FY 2020-2021 City and Successor Agency Budget)

BUDGET WORKSHEET

City Of Gonzales

Month: 5/31/2020	Prior	Current Year			(6)	(7)	(8)
	Year	Original	Amended	Actual Thru	Estimated		
	Actual	Budget	Budget	May	Total	3rd QTR Proj.	Y20/21 Recom
Fund: 540 - Garbage Enterprise							
Expenditures							
Dept: 000							
6540.000 Capital Outlay-Equipment	0	0	0	0	0		
6544.000 Equipment-Computers	0	0	0	0	0		
6900.000 Transfers to General Fund	260,653	198,679	220,000	131,255	220,000	220,000	128,505
Dept: 000	1,460,135	1,292,000	1,313,321	1,185,364	1,313,321	1,317,126	1,290,000
Total Expenditures	1,460,135	1,292,000	1,313,321	1,185,364	1,313,321	1,317,126	1,290,000
Garbage Enterprise	-52,496	0	-21,321	2,847	-21,321	-60,126	0

Attachment: Budget FY 20-21 (1789 : FY 2020-2021 City and Successor Agency Budget)

**Solar Project Fund
Budget Narrative for FY 2020-2021
Budget Fund 550**

DEPARTMENTAL MISSION

This Fund is for the two Solar Projects (6 systems) that power several City operations. Future alternative energy projects will be included in this fund.

DEPARTMENTAL PROGRAMS

- Pays finance charges for current solar systems.
- Tracks solar rebates and cost effectiveness of the solar systems.
- Maintains the solar systems.
- Planning and financing efforts for alternative energy projects.

ACCOMPLISHMENTS FOR FY 2019-2020

- Cleaned and maintained existing solar systems.
- Monitored effectiveness of the existing systems.

DEPARTMENTAL GOALS FOR FY 2020-2021

- Continue to monitor funds used for the Solar Project and SCADA System.
- Plan for next system improvements.

FY 2020-2021 RECOMMENDED BUDGET

This Fund's FY 2020-2021 Recommended Budget represents no change in expenditures, and an increase of \$461,853 in revenues, when compared to the FY 2019-2020 Approved Budget. As a result, the Requested Net Cost is decrease by (\$461,853).

Revenues

Revenues reflected in the past, have been transfers from the Sewer and Water Enterprise funds, and General Fund necessary to cover the payments for the existing systems. Due to the healthy balance in this fund, no transfers (revenues) had been reflected the prior two fiscal years. However, transfers are once again required to cover the debt service and as such, they are reflected in the budget.

Personnel

There are no personnel costs associated with this fund.

Services and Supplies

Costs reflected in this budget are essentially scheduled maintenance and debt service on both Solar Projects.

Capital Projects/Fixed Assets

There are no planned projects included in this budget.

MAJOR POLICY CONSIDERATIONS

There are no major policy considerations reflected in this budget at this time.

BUDGET WORKSHEET

City Of Gonzales

Month: 5/31/2020	Prior	Current Year			(6)	(7)	(8)
	Year Actual	Original Budget	Amended Budget	Actual Thru May	Estimated Total	3rd QTR Proj.	:Y20/21 Recom
Fund: 550 - Solar Project Fund							
Revenues							
Dept: 000							
5515.000 Interest Income	13,731	6,500	6,500	717	6,500	6,500	6,500
5821.000 Other Income - Reimbursements	3,416	0	0	0	0		
5831.000 LTD Proceeds	0	0	0	0	0		
5900.000 Transfer from Water	0	0	0	0	0		332,590
5905.000 Transfer from Sewer	0	0	0	0	0		110,860
5930.000 Transfer from General Fund	0	0	0	0	0		18,403
Dept: 000	17,147	6,500	6,500	717	6,500	6,500	468,353
Total Revenues	17,147	6,500	6,500	717	6,500	6,500	468,353
Expenditures							
Dept: 000							
6210.000 Special Departmental Expenses	0	0	0	24,965	0	20,000	
6225.000 Utilities	0	0	0	0	0		
6230.000 Legal and Accounting	0	0	0	0	0		
6245.000 Other Contractual Services	34,234	30,000	30,000	27,639	30,000	15,000	30,000
6260.000 Advertising	0	0	0	0	0		
6301.000 Bank Charges	0	0	0	0	0		
6530.000 Capital Outlay-Improvements	0	0	0	0	0		
6550.000 Depreciation	47,381	50,000	50,000	0	50,000	50,000	50,000
6610.000 Interest Expense	118,829	109,414	109,414	84,155	109,414	109,414	109,414
6620.000 Principal Reduction	0	278,939	278,939	264,437	278,939	278,939	278,939
6905.000 Transfers Out	0	0	150,000	150,000	150,000	50,000	
Dept: 000	200,444	468,353	618,353	551,196	618,353	523,353	468,353
Total Expenditures	200,444	468,353	618,353	551,196	618,353	523,353	468,353
Solar Project Fund	-183,297	-461,853	-611,853	-550,479	-611,853	-516,853	0

Attachment: Budget FY 20-21 (1789 : FY 2020-2021 City and Successor Agency Budget)

**Gonzales Electric Authority Fund
Budget Narrative for FY 2020-2021
Budget Fund 560**

DEPARTMENTAL MISSION

This Fund was established to track activity of the Microgrid Energy Project being developed by the Gonzales Electric Authority (GEA) for the Gonzales Agricultural Industrial Business Park (GAIBP). The goal of this project is to provide sustainable, reliable, and carbon-free energy (electricity) for the GAIBP at a competitive rate.

DEPARTMENTAL PROGRAMS

This is the first year of this fund, which has been set up to track all activity of the Microgrid Energy Project being developed by the GEA. Overtime, this fund will reflect all the revenues generated and expenditures necessary to operate the microgrid.

ACCOMPLISHMENTS FOR FY 2019-2020

- Council approved the development of the microgrid.
- Concentric Power was selected after a competitive process to be the private partner with the City, to develop and construct the microgrid and as such, work began on the Energy Services Agreement.

DEPARTMENTAL GOALS FOR FY 2020-2021

- Finalize the Energy Services Agreement between the City and Concentric Power.
- Begin construction of the microgrid.

FY 2020-2021 RECOMMENDED BUDGET

This is the first year of this fund and as such, there is no basis for comparison to the prior fiscal year. The Recommended Budget for FY 2020-2021 reflects \$50,000 in expenditures and revenues. As a result, the Requested Net Cost is zero.

Revenues

Revenues are reflected as transfers in from the Water and Sewer Enterprise Funds.

Personnel

There are no personnel costs associated with this fund.

Services and Supplies

The budget reflects expenditures for legal and expert consultant services.

Capital Projects/Fixed Assets

There are no planned projects included in this budget.

MAJOR POLICY CONSIDERATIONS

There are no major policy considerations reflected in this budget at this time. However, it is expected once the Energy Services Agreement is approved with Concentric Power and construction of the microgrid begins, adjustments to this Fund will be brought to the Council for consideration and approval.

BUDGET WORKSHEET

City Of Gonzales

Month: 5/31/2020	Prior Year Actual	Original Budget	Amended Budget	Current Year Actual Thru May	Estimated Total	(6) 3rd QTR Proj.	(7) :Y20/21 Recom	(8)
Fund: 560 - Gonzales Electric Authority								
Revenues								
Dept: 000								
5701.000 Charges for Current Services	0	0	0	0	0			
5821.000 Other Income - Reimbursements	0	0	0	0	0			
5900.000 Transfer from Water	0	0	0	0	0		25,000	
5905.000 Transfer from Sewer	0	0	0	0	0		25,000	
5911.000 Transfer From Solar	0	0	150,000	150,000	150,000	50,000		
Dept: 000	0	0	150,000	150,000	150,000	50,000	50,000	0
Total Revenues	0	0	150,000	150,000	150,000	50,000	50,000	0
Expenditures								
Dept: 000								
6230.000 Legal and Accounting	0	0	0	6,660	0	25,000	25,000	
6245.000 Other Contractual Services	0	0	150,000	24,993	150,000	24,825	24,825	
6260.000 Advertising	0	0	0	174	0	175	175	
Dept: 000	0	0	150,000	31,827	150,000	50,000	50,000	0
Total Expenditures	0	0	150,000	31,827	150,000	50,000	50,000	0
Gonzales Electric Authority	0	0	0	118,173	0	0	0	0
Grand Total:	1,370,759	-1,486,636	-1,460,696	-134,221	-1,460,696	1,716,246	1,547,718	0

Attachment: Budget FY 20-21 (1789 : FY 2020-2021 City and Successor Agency Budget)